

**ATTAINMENT OF
PROGRAMME OUTCOME**

&

COURSE OUTCOME

OF

B.Ed PROGRAMME

Methodology to Evaluate Course & Program Outcomes

Direct Assessment (External + Internal)	70%
Indirect Assessment (AT +Assignment+ TA)	30%

Direct Assessment Benchmark

40%

Level 1	60%	60% Students secure more than 40% marks	Points	1
Level 2	70%	70% Students secure more than 40% marks	Points	2
Level 3	80%	80% Students secure more than 40% marks	Points	3

Indirect Assessment Benchmark

40%

Level 1	60%	60% Students secure more than 40% marks	Points	1
Level 2	70%	70% Students secure more than 40% marks	Points	2
Level 3	80%	80% Students secure more than 40% marks	Points	3



Program Outcomes (POs) [For Engg. and Technical Courses]

PO 1 Engineering knowledge: Apply the knowledge of mathematics, science, engineering fundamentals, and an engineering specialization to the solution of complex engineering problems.

PO 2 Problem analysis: Identify, formulate, review research literature, and analyze complex engineering problems reaching substantiated conclusions using first principles of mathematics, natural sciences, and engineering sciences.

PO 3 Design/development of solutions: Design solutions for complex engineering problems and design system components or processes that meet the specified needs with appropriate consideration for the public health and safety, and the cultural, societal, and environmental considerations.

PO 4 Conduct investigations of complex problems: Use research-based knowledge and research methods including design of experiments, analysis and interpretation of data, and synthesis of the information to provide valid conclusions.

PO 5 Modern tool usage: Create, select, and apply appropriate techniques, resources, and modern engineering and IT tools including prediction and modelling to complex engineering activities with an understanding of the limitations.

PO 6 The engineer and society: Apply reasoning informed by the contextual knowledge to assess societal, health, safety, legal and cultural issues and the consequent responsibilities relevant to the professional engineering practice.

PO 7 Environment and sustainability: Understand the impact of the professional engineering solutions in societal and environmental contexts, and demonstrate the knowledge of, and need for sustainable development.

PO 8 Ethics: Apply ethical principles and commit to professional ethics and responsibilities and norms of the engineering practice.

PO 9 Individual and team work: Function effectively as an individual, and as a member or leader in diverse teams, and in multidisciplinary settings.



PO 10 Communication: Communicate effectively on complex engineering activities with the engineering community and with society at large, such as, being able to comprehend and write effective reports and design documentation, make effective presentations, and give and receive clear instructions.

PO 11 Project management and finance: Demonstrate knowledge and understanding of the engineering and management principles and apply these to one's own work, as a member and leader in a team, to manage projects and in multidisciplinary environments.

PO 12 Life-long learning: Recognize the need for, and have the preparation and ability to engage in independent and life-long learning in the broadest context of technological change.


Program Outcomes (POs) [For Traditional Courses]

PO1.Critical Thinking: Take informed actions after identifying the assumptions that frame our thinking and actions, checking out the degree to which these assumptions are accurate and valid, and looking at our ideas and decisions (intellectual, organizational, and personal) from different perspectives.

PO2.Effective Communication: Speak, read, write and listen clearly in person and through electronic media in English and in one Indian language, and make meaning of the world by connecting people, ideas, books, media and technology.

PO3. Social Interaction: Elicit views of others, mediate disagreements and help reach conclusions in group settings.

PO4. Effective Citizenship: Demonstrate empathetic social concern and equity centred national development, and the ability to act with an informed awareness of issues and participate in civic life through volunteering.



- PO5. **Ethics:** Recognize different value systems including your own, understand the moral dimensions of your decisions, and accept responsibility for them.
- PO6. **Environment and Sustainability:** Understand the issues of environmental contexts and sustainable development.
- PO7. **Self-directed and Life-long Learning:** Acquire the ability to engage in independent and life-long learning in the broadest context socio-technological changes

CO & PO Mapping

(Three Levels: 3-Strongly Related, 2-Moderately Related, 1-Slightly Related)

Assessing Total Attainment for given Subject:

Direct Assessment (70%)		
University Exams & Internal Exams	(70%):	70% of (1 or 2 or 3) eg. 70% of 3 is 2.1
Indirect Assessment (30%)		
Attendance + Assignment/Presentation+ TA	(30%):	30% of (1 or 2 or 3) eg. 30% of 3 is 0.9

Therefore Total Attainment for Subject Name (Sub code :) is $(2.1+0.9) = 3.0$



Assessing PO attainment through CO's:

Formula for Computation: Total Attainment for Subject X AVG of POi

3

eg: $3 \times 1.75/3 = 1.75$



Subject Name: Contemporary India & Education
Code: E-101

	Attainment	POs - 1	POs - 2	POs - 3	POs - 4	POs - 5	POs - 6	POs - 7
COs - 1	2.99	2	2	2	3	3	2	3
COs - 2		3	1	1	2	3	2	3
COs - 3		3	2	2	2	2	2	2
COs - 4		3	2	2	2	2	2	3
Average		2.75	1.75	1.75	2.25	2.50	2.00	2.75
Average Attainment		2.74	1.74	1.74	2.24	2.49	1.99	2.74

Subject Name: Philosophical & Sociological Perspective of Education
Code: E- 102

	Attainment	POs - 1	POs - 2	POs - 3	POs - 4	POs - 5	POs - 6	POs - 7
COs - 1	2.99	3	3	2	2	3	2	3
COs - 2		3	2	2	2	2	1	3
COs - 3		3	2	2	2	2	1	3
COs - 4		2	2	2	1	2	2	2
COs - 5		2	2	2	2	2	2	2
Average		2.6	2.2	2	1.8	2.2	1.6	2.6
Average Attainment		2.59	2.19	1.99	1.79	2.19	1.59	2.59

Subject Name: Growing up As A Learner
Code: E- 103

	Attainment	POs - 1	POs - 2	POs - 3	POs - 4	POs - 5	POs - 6	POs - 7
COs - 1	2.98	2	2	1	2	2	1	3
COs - 2		2	2	2	1	2	1	2
COs - 3		3	2	2	1	1	1	2
COs - 4		3	2	2	1	2	1	3
COs - 5		2	2	2	1	2	2	2
Average		2.4	2	1.8	1.2	1.8	1.2	2.4
Average Attainment		2.38	1.99	1.79	1.19	1.79	1.19	2.38

Subject Name: Teacher Teaching & Technology
Code: E- 104

	Attainment	POs - 1	POs - 2	POs - 3	POs - 4	POs - 5	POs - 6	POs - 7
COs - 1	2.99	2	3	1	1	1	1	3
COs - 2		2	2	1	1	1	1	2
COs - 3		3	2	1	1	2	1	3
COs - 4		3	3	2	2	2	2	3
COs - 5		3	2	2	2	2	2	3
Average		2.6	2.4	1.4	1.4	1.6	1.4	2.8
Average Attainment		2.59	2.39	1.40	1.40	1.59	1.40	2.79



gwe

Subject Name: Pedagogy of School Subject-1

Code: PC- 1

	Attainment	POs - 1	POs - 2	POs - 3	POs - 4	POs - 5	POs - 6	POs - 7
COs - 1	2.99	3	3	2	2	3	2	3
COs - 2		3	2	2	2	2	1	3
COs - 3		3	2	2	2	2	1	3
COs - 4		2	2	2	1	2	2	2
COs - 5		2	2	2	2	2	2	2
Average		2.6	2.2	2	1.8	2.2	1.6	2.6
Average Attainment		2.59	2.19	1.99	1.79	2.19	1.59	2.59

Subject Name: Pedagogy of School Subject-2

Code: PC- 2

	Attainment	POs - 1	POs - 2	POs - 3	POs - 4	POs - 5	POs - 6	POs - 7
COs - 1	2.99	3	2	2	1	2	1	2
COs - 2		3	3	3	2	2	2	2
COs - 3		3	3	3	2	2	1	2
COs - 4		2	3	2	1	2	1	2
COs - 5		2	3	2	1	1	1	2
Average		2.6	2.8	2.4	1.4	1.8	1.2	2
Average Attainment		2.59	2.79	2.39	1.40	1.79	1.20	1.99



Handwritten signature in green ink.

Subject Name: Creating an Inclusive School

Code: E- 301

	Attainment	POs - 1	POs - 2	POs - 3	POs - 4	POs - 5	POs - 6	POs - 7
COs - 1	2.99	2	2	2	1	2	2	2
COs - 2		2	2	3	2	3	2	2
COs - 3		2	3	3	2	2	3	2
COs - 4		2	2	2	2	2	2	2
Average		2	2.25	2.5	1.75	2.25	2.25	2
Average Attainment		1.99	2.24	2.49	1.74	2.24	2.24	1.99

Subject Name: Gender School & Society

Code: E- 302

	Attainment	POs - 1	POs - 2	POs - 3	POs - 4	POs - 5	POs - 6	POs - 7
COs - 1	2.99	2	2	3	2	2	2	1
COs - 2		3	3	3	2	2	2	2
COs - 3		2	3	3	2	3	2	1
COs - 4		3	3	3	2	2	2	2
Average		2.5	2.75	3	2	2.25	2	1.5
Average Attainment		2.49	2.74	2.99	1.99	2.24	1.99	1.50

Subject Name: Knowledge Language & Curriculum

Code: E- 303

	Attainment	POs - 1	POs - 2	POs - 3	POs - 4	POs - 5	POs - 6	POs - 7
COs - 1	2.99	3	2	2	1	2	1	2
COs - 2		3	3	3	2	2	2	2
COs - 3		3	3	3	2	2	1	2
COs - 4		2	3	2	1	2	1	2
COs - 5		2	3	2	1	1	1	2
Average	2.6	2.8	2.4	1.4	1.8	1.2	2	
Average Attainment		2.59	2.79	2.39	1.40	1.79	1.20	1.99



Subject Name: Work Education Gandhi Ji's Nai Talim & Community Engagement
Code: E- 304

	Attainment	POs - 1	POs - 2	POs - 3	POs - 4	POs - 5	POs - 6	POs - 7
COs - 1	2.98	2	2	3	2	3	2	2
COs - 2		2	2	2	1	2	2	2
COs - 3		2	2	2	1	1	2	2
COs - 4		2	2	2	2	2	2	2
COs - 5		2	2	3	2	2	2	2
COs - 6		2	3	3	3	2	3	3
COs - 7		2	3	3	2	2	2	3
COs - 8		3	3	3	2	2	3	3
Average		2.13	2.38	2.63	1.88	2.00	2.25	2.38
Average Attainment		2.11	2.36	2.61	1.86	1.99	2.24	2.36

Subject Name: Assessment for Learning
Code: E- 401

	Attainment	POs - 1	POs - 2	POs - 3	POs - 4	POs - 5	POs - 6	POs - 7
COs - 1	2.99	3	2	1	1	1	1	3
COs - 2		2	3	2	1	1	2	3
COs - 3		3	2	2	1	1	2	2
COs - 4		3	2	1	1	1	1	3
COs - 5		3	2	1	1	1	1	2
Average		2.8	2.2	1.4	1	1	1.4	2.6
Average Attainment		2.79	2.19	1.40	1.00	1.00	1.40	2.59

Subject Name: Optional Paper
Code:

	Attainment	POs - 1	POs - 2	POs - 3	POs - 4	POs - 5	POs - 6	POs - 7
COs - 1	2.99	3	3	2	2	3	2	3
COs - 2		3	2	2	2	2	1	3
COs - 3		3	2	2	2	2	1	3
COs - 4		2	2	2	1	2	2	2
COs - 5		2	2	2	2	2	2	2
Average		2.6	2.2	2	1.8	2.2	1.6	2.6
Average Attainment		2.59	2.19	1.99	1.79	2.19	1.59	2.59



[Handwritten signature]

ASSESSMENT FOR PROGRAMME TARGET VALUE

Course Name	Course Code	PO 1	PO 2	PO 3	PO 4	PO 5	PO 6	PO 7
Contemporary India and Education	E-101	2.75	1.75	1.75	2.25	2.50	2.00	2.75
Philosophical and Sociological perspective of Education	E-102	2.60	2.20	2.00	1.80	2.20	1.60	2.60
Growing up as a Learner	E-103	2.40	2.00	1.80	1.20	1.80	1.20	2.40
Teacher, Teaching & Technology	E-104	2.60	2.40	1.40	1.40	1.60	1.40	2.80
Pedagogy of School Subject-I	PC-1	2.60	2.20	2.00	1.80	2.20	1.60	2.60
Pedagogy of School Subject-II	PC-2	2.60	2.80	2.40	1.40	1.80	1.20	2.00
Creating & Inclusive School	E-301	2.00	2.25	2.50	1.75	2.25	2.25	2.00
Gender School & Society	E-302	2.50	2.75	3.00	2.00	2.25	2.00	1.50
Knowledge Language & Curriculum	E-303	2.60	2.80	2.40	1.40	1.80	1.20	2.00
Work Education Gandhi Ji's Nai Talim & Community	E-304	2.13	2.38	2.63	1.88	2.00	2.25	2.38
Assessment for Learning	E-401	2.80	2.20	1.40	1.00	1.00	1.40	2.60
Optional Paper	PC-4	2.60	2.20	2.00	1.80	2.20	1.60	2.60
Average Target Values		2.52	2.33	2.11	1.64	1.97	1.64	2.35



S.R.G.

ASSESSMENT OF ATTAINMENT FOR PROGRAMME OUTCOME

Course Name	Course Code	CO Attainment	PO 1	PO 2	PO 3	PO 4	PO 5	PO 6	PO 7
Contemporary India and Education	E-101	2.99	2.74	1.74	1.74	2.24	2.49	1.99	2.74
Philosophical and Sociological perspective of Education	E-102	2.99	2.59	2.19	1.99	1.79	2.19	1.59	2.59
Growing up as a Learner	E-103	2.98	2.38	1.99	1.79	1.19	1.79	1.19	2.38
Teacher, Teaching & Technology	E-104	2.99	2.59	2.39	1.40	1.40	1.59	1.40	2.79
Pedagogy of School Subject-I	PC-1	2.99	2.59	2.19	1.99	1.79	2.19	1.59	2.59
Pedagogy of School Subject-II	PC-2	2.99	2.59	2.79	2.39	1.40	1.79	1.20	1.99
Creating & Inclusive School	E-301	2.99	1.99	2.24	2.49	1.74	2.24	2.24	1.99
Gender School & Society	E-302	2.99	2.49	2.74	2.99	1.99	2.24	1.99	1.50
Knowledge Language & Curriculum	E-303	2.99	2.59	2.79	2.39	1.40	1.79	1.20	1.99
Work Education Gandhi Ji's Nai Talim & Community	E-304	2.98	2.11	2.36	2.61	1.86	1.99	2.24	2.36
Assessment for Learning	E-401	2.99	2.79	2.19	1.40	1.00	1.00	1.40	2.59
Optional Paper	PC-4	2.99	2.59	2.19	1.99	1.79	2.19	1.59	2.59
PO Attainment through Results			2.50	2.32	2.10	1.63	1.96	1.64	2.34



[Handwritten signature]

80 % of PO Attainment through results (A)	2	1.86	1.68	1.30	1.57	1.31	1.87	
Alumni Survey	2.4	2.6	2.9	2.4	2.4	2.5	2.6	
10 % of Alumni Survey (B)	0.24	0.26	0.29	0.24	0.24	0.25	0.26	
Employer/ Professional Survey	2.4	2.5	2.5	2.6	2.6	2.5	2.4	
10 % of Employer Survey (C)	0.24	0.25	0.25	0.26	0.26	0.25	0.24	
PO Attainment Value A+B+C	2.48	2.37	2.22	1.80	2.07	1.81	2.37	
Target Value	2.52	2.33	2.11	1.64	1.97	1.64	2.35	
Gap Value	0.04	0.04	0.11	0.16	0.10	0.17	0.02	
Programme Attainment Status	yes	yes	yes	yes	yes	yes	yes	

GAP MANAGEMENT STRATEGY FOR PROGRAMME OUTCOMES

PO	GAP VALUE	STRATEGY
PO1	0.04	WILL WORK TO MEET OUT THE GAP
PO2	0.04	WILL WORK FOR PROBLEM ANALYSIS



[Handwritten signature]



SHRI RAM COLLEGE MUZAFFARNAGAR, (UP)

Dear Alumnus,

We are pleased to know about your success and would like to hear about the applicability of course and program syllabi (part of curriculum) to the skills required for work of yours. We would also like to know your opinion about your learning during your student life at our campus, please rate the following whether they have been beneficial for your professional life as an employee or as entrepreneur.

Please give your valuable opinion on a three point scale so as to find out the attainment of concerned program outcomes on the following points.

Alumni's survey form for program outcomes

S.No	Parameter of Program Outcome	Grade as per your observations 1 or 2 or 3
PO 1	Critical Thinking	2
PO 2	Effective Communication	3
PO 3	Social Interaction	3
PO 4	Effective Citizenship	2
PO 5	Ethics and Behaviour	2
PO 6	Environment and Sustainability	3
PO 7	Self-directed and Life-long Learning	2

Name of Alumnus: Yashi sharma

Program/ Course passed from SRC: B.ed 2018-2020

Contact No.: 9675633187

Grade weightage:

1- Poor Correlation

2- Average Correlation

3- Strong Correlation





SHRI RAM COLLEGE MUZAFFARNAGAR, (UP)

Dear Alumnus,

We are pleased to know about your success and would like to hear about the applicability of course and program syllabi (part of curriculum) to the skills required for work of yours. We would also like to know your opinion about your learning during your student life at our campus, please rate the following whether they have been beneficial for your professional life as an employee or as entrepreneur.

Please give your valuable opinion on a three point scale so as to find out the attainment of concerned program outcomes on the following points.

Alumni's survey form for program outcomes

S.No	Parameter of Program Outcome	Grade as per your observations 1 or 2 or 3
PO 1	Critical Thinking	2
PO 2	Effective Communication	3
PO 3	Social Interaction	3
PO 4	Effective Citizenship	2
PO 5	Ethics and Behaviour	2
PO 6	Environment and Sustainability	3
PO 7	Self-directed and Life-long Learning	2

Name of Alumnus: Sushma

Program/ Course passed from SRC: B.Ed (2018-20)

Contact No.: 9756910773

Grade weightage :

1- Poor Correlation

2- Average Correlation

3- Strong Correlation





SHRI RAM COLLEGE MUZAFFARNAGAR, (UP)

Dear Alumnus,

We are pleased to know about your success and would like to hear about the applicability of course and program syllabi (part of curriculum) to the skills required for work of yours. We would also like to know your opinion about your learning during your student life at our campus, please rate the following whether they have been beneficial for your professional life as an employee or as entrepreneur.

Please give your valuable opinion on a three point scale so as to find out the attainment of concerned program outcomes on the following points.

Alumni's survey form for program outcomes

S.No	Parameter of Program Outcome	Grade as per your observations 1 or 2 or 3
PO 1	Critical Thinking	2
PO 2	Effective Communication	3
PO 3	Social Interaction	3
PO 4	Effective Citizenship	2
PO 5	Ethics and Behaviour	2
PO 6	Environment and Sustainability	3
PO 7	Self-directed and Life-long Learning	3

Name of Alumnus: Amit Kumar

Program/ Course passed from SRC: B.Ed (2018-2020)

Contact No.: 8445000866

Grade weightage :

1- Poor Correlation

2- Average Correlation

3- Strong Correlation





SHRI RAM COLLEGE MUZAFFARNAGAR, (UP)

Dear Alumnus,

We are pleased to know about your success and would like to hear about the applicability of course and program syllabi (part of curriculum) to the skills required for work of yours. We would also like to know your opinion about your learning during your student life at our campus, please rate the following whether they have been beneficial for your professional life as an employee or as entrepreneur.

Please give your valuable opinion on a three point scale so as to find out the attainment of concerned program outcomes on the following points.

Alumni's survey form for program outcomes

S.No	Parameter of Program Outcome	Grade as per your observations 1 or 2 or 3
PO 1	Critical Thinking	3
PO 2	Effective Communication	2
PO 3	Social Interaction	3
PO 4	Effective Citizenship	3
PO 5	Ethics and Behaviour	2
PO 6	Environment and Sustainability	2
PO 7	Self-directed and Life-long Learning	3

Name of Alumnus: Himani Rathi

Program/ Course passed from SRC: BED (2018-2020)

Contact No.: 9920228908

Grade weightage :

1- Poor Correlation

2- Average Correlation

3- Strong Correlation





SHRI RAM COLLEGE MUZAFFARNAGAR, (UP)

Dear Alumnus,

We are pleased to know about your success and would like to hear about the applicability of course and program syllabi (part of curriculum) to the skills required for work of yours. We would also like to know your opinion about your learning during your student life at our campus, please rate the following whether they have been beneficial for your professional life as an employee or as entrepreneur.

Please give your valuable opinion on a three point scale so as to find out the attainment of concerned program outcomes on the following points.

Alumni's survey form for program outcomes

S.No	Parameter of Program Outcome	Grade as per your observations 1 or 2 or 3
PO 1	Critical Thinking	3
PO 2	Effective Communication	2
PO 3	Social Interaction	3
PO 4	Effective Citizenship	2
PO 5	Ethics and Behaviour	3
PO 6	Environment and Sustainability	2
PO 7	Self-directed and Life-long Learning	2

Name of Alumnus: Himanshi Sharma

Program/ Course passed from SRC: B.Ed. (2018-20)

Contact No.: 8868092431

Grade weightage :

1- Poor Correlation

2- Average Correlation

3- Strong Correlation





SHRI RAM COLLEGE MUZAFFARNAGAR, (UP)

Dear Alumnus,

We are pleased to know about your success and would like to hear about the applicability of course and program syllabi (part of curriculum) to the skills required for work of yours. We would also like to know your opinion about your learning during your student life at our campus, please rate the following whether they have been beneficial for your professional life as an employee or as entrepreneur.

Please give your valuable opinion on a three point scale so as to find out the attainment of concerned program outcomes on the following points.

Alumni's survey form for program outcomes

S.No	Parameter of Program Outcome	Grade as per your observations 1 or 2 or 3
PO 1	Critical Thinking	3
PO 2	Effective Communication	2
PO 3	Social Interaction	3
PO 4	Effective Citizenship	2
PO 5	Ethics and Behaviour	3
PO 6	Environment and Sustainability	2
PO 7	Self-directed and Life-long Learning	2

Name of Alumnus: Vivek Kumar

Program/ Course passed from SRC: BED (2018-20)

Contact No.: 8410025624

Grade weightage :

1- Poor Correlation

2- Average Correlation

3- Strong Correlation





SHRI RAM COLLEGE MUZAFFARNAGAR, (UP)

Dear Alumnus,

We are pleased to know about your success and would like to hear about the applicability of course and program syllabi (part of curriculum) to the skills required for work of yours. We would also like to know your opinion about your learning during your student life at our campus, please rate the following whether they have been beneficial for your professional life as an employee or as entrepreneur.

Please give your valuable opinion on a three point scale so as to find out the attainment of concerned program outcomes on the following points.

Alumni's survey form for program outcomes

S.No	Parameter of Program Outcome	Grade as per your observations 1 or 2 or 3
PO 1	Critical Thinking	2
PO 2	Effective Communication	3
PO 3	Social Interaction	3
PO 4	Effective Citizenship	3
PO 5	Ethics and Behaviour	3
PO 6	Environment and Sustainability	2
PO 7	Self-directed and Life-long Learning	3

Name of Alumnus: Malti

Program/ Course passed from SRC: B. Ed (2018-20)

Contact No.: 9759401999

Grade weightage :

1- Poor Correlation

2- Average Correlation

3- Strong Correlation





SHRI RAM COLLEGE MUZAFFARNAGAR, (UP)

Dear Alumnus,

We are pleased to know about your success and would like to hear about the applicability of course and program syllabi (part of curriculum) to the skills required for work of yours. We would also like to know your opinion about your learning during you student life at our campus, please rate the following whether they have been beneficial for your professional life as an employee or as entrepreneur.

Please give your valuable opinion on a three point scale so as to find out the attainment of concerned program outcomes on the following points.

Alumni's survey form for program outcomes

S.No	Parameter of Program Outcome	Grade as per your observations 1 or 2 or 3
PO 1	Critical Thinking	03
PO 2	Effective Communication	03
PO 3	Social Interaction	03
PO 4	Effective Citizenship	02
PO 5	Ethics and Behaviour	02
PO 6	Environment and Sustainability	02
PO 7	Self-directed and Life-long Learning	03

Name of Alumnus: *Rajist Gautam*

Program/ Course passed from SRC: *B.Ed (2018-20)*

Contact No.: *7017650751*

Grade weightage :

1- Poor Correlation

2- Average Correlation

3- Strong Correlation





SHRI RAM COLLEGE MUZAFFARNAGAR, (UP)

Dear Alumnus,

We are pleased to know about your success and would like to hear about the applicability of course and program syllabi (part of curriculum) to the skills required for work of yours. We would also like to know your opinion about your learning during your student life at our campus, please rate the following whether they have been beneficial for your professional life as an employee or as entrepreneur.

Please give your valuable opinion on a three point scale so as to find out the attainment of concerned program outcomes on the following points.

Alumni's survey form for program outcomes

S.No	Parameter of Program Outcome	Grade as per your observations 1 or 2 or 3
PO 1	Critical Thinking	3
PO 2	Effective Communication	2
PO 3	Social Interaction	3
PO 4	Effective Citizenship	3
PO 5	Ethics and Behaviour	2
PO 6	Environment and Sustainability	3
PO 7	Self-directed and Life-long Learning	3

Name of Alumnus: Radhika Bhatnagar

Program/ Course passed from SRC: B-ed 2018-20

Contact No.: 9393898701

Grade weightage :

1- Poor Correlation

2- Average Correlation

3- Strong Correlation





SHRI RAM COLLEGE MUZAFFARNAGAR, (UP)

Dear Alumnus,

We are pleased to know about your success and would like to hear about the applicability of course and program syllabi (part of curriculum) to the skills required for work of yours. We would also like to know your opinion about your learning during your student life at our campus, please rate the following whether they have been beneficial for your professional life as an employee or as entrepreneur.

Please give your valuable opinion on a three point scale so as to find out the attainment of concerned program outcomes on the following points.

Alumni's survey form for program outcomes

S.No	Parameter of Program Outcome	Grade as per your observations 1 or 2 or 3
PO 1	Critical Thinking	2
PO 2	Effective Communication	3
PO 3	Social Interaction	3
PO 4	Effective Citizenship	2
PO 5	Ethics and Behaviour	3
PO 6	Environment and Sustainability	2
PO 7	Self-directed and Life-long Learning	3

Name of Alumnus: Prityanshu

Program/ Course passed from SRC: B.Ed (2018-20)

Contact No.: 74177 69453

Grade weightage :

1- Poor Correlation

2- Average Correlation

3- Strong Correlation





SHRI RAM COLLEGE MUZAFFARNAGAR, (UP)

Dear Alumnus,

We are pleased to know about your success and would like to hear about the applicability of course and program syllabi (part of curriculum) to the skills required for work of yours. We would also like to know your opinion about your learning during you student life at our campus, please rate the following whether they have been beneficial for your professional life as an employee or as entrepreneur.

Please give your valuable opinion on a three point scale so as to find out the attainment of concerned program outcomes on the following points.

Alumni's survey form for program outcomes

S.No	Parameter of Program Outcome	Grade as per your observations 1 or 2 or 3
PO 1	Critical Thinking	2
PO 2	Effective Communication	3
PO 3	Social Interaction	3
PO 4	Effective Citizenship	3
PO 5	Ethics and Behaviour	2
PO 6	Environment and Sustainability	3
PO 7	Self-directed and Life-long Learning	3

Name of Alumnus: Rashmi Singh

Program/ Course passed from SRC: B.Ed (2018-20)

Contact No.: 7310 081351

Grade weightage :

1- Poor Correlation

2- Average Correlation

3- Strong Correlation





SHRI RAM COLLEGE MUZAFFARNAGAR, (UP)

Dear Alumnus,

We are pleased to know about your success and would like to hear about the applicability of course and program syllabi (part of curriculum) to the skills required for work of yours. We would also like to know your opinion about your learning during your student life at our campus, please rate the following whether they have been beneficial for your professional life as an employee or as entrepreneur.

Please give your valuable opinion on a three point scale so as to find out the attainment of concerned program outcomes on the following points.

Alumni's survey form for program outcomes

S.No	Parameter of Program Outcome	Grade as per your observations 1 or 2 or 3
PO 1	Critical Thinking	02
PO 2	Effective Communication	02
PO 3	Social Interaction	02
PO 4	Effective Citizenship	03
PO 5	Ethics and Behaviour	02
PO 6	Environment and Sustainability	03
PO 7	Self-directed and Life-long Learning	02

Name of Alumnus: SHREYA GOEL

Program/ Course passed from SRC: B.ED. (2018-20)

Contact No.: 9015546843

Grade weightage :

1- Poor Correlation

2- Average Correlation

3- Strong Correlation





SHRI RAM COLLEGE MUZAFFARNAGAR, (UP)

Dear Alumnus,

We are pleased to know about your success and would like to hear about the applicability of course and program syllabi (part of curriculum) to the skills required for work of yours. We would also like to know your opinion about your learning during your student life at our campus, please rate the following whether they have been beneficial for your professional life as an employee or as entrepreneur.

Please give your valuable opinion on a three point scale so as to find out the attainment of concerned program outcomes on the following points.

Alumni's survey form for program outcomes

S.No	Parameter of Program Outcome	Grade as per your observations 1 or 2 or 3
PO 1	Critical Thinking	2
PO 2	Effective Communication	2
PO 3	Social Interaction	3
PO 4	Effective Citizenship	2
PO 5	Ethics and Behaviour	2
PO 6	Environment and Sustainability	2
PO 7	Self-directed and Life-long Learning	3

Name of Alumnus: Shikha Baliyan

Program/ Course passed from SRC: B.E.D (2018-2020)

Contact No.: 807736808

Grade weightage :

1- Poor Correlation

2- Average Correlation

3- Strong Correlation





SHRI RAM COLLEGE MUZAFFARNAGAR, (UP)

Dear Alumnus,

We are pleased to know about your success and would like to hear about the applicability of course and program syllabi (part of curriculum) to the skills required for work of yours. We would also like to know your opinion about your learning during your student life at our campus, please rate the following whether they have been beneficial for your professional life as an employee or as entrepreneur.

Please give your valuable opinion on a three point scale so as to find out the attainment of concerned program outcomes on the following points.

Alumni's survey form for program outcomes

S.No	Parameter of Program Outcome	Grade as per your observations 1 or 2 or 3
PO 1	Critical Thinking	3
PO 2	Effective Communication	3
PO 3	Social Interaction	3
PO 4	Effective Citizenship	2
PO 5	Ethics and Behaviour	3
PO 6	Environment and Sustainability	3
PO 7	Self-directed and Life-long Learning	3

Name of Alumnus: Rubali Singhal

Program/ Course passed from SRC: B.Ed (2018-20)

Contact No.: 7454988001

Grade weightage :

1- Poor Correlation

2- Average Correlation

3- Strong Correlation





SHRI RAM COLLEGE MUZAFFARNAGAR, (UP)

Dear Alumnus,

We are pleased to know about your success and would like to hear about the applicability of course and program syllabi (part of curriculum) to the skills required for work of yours. We would also like to know your opinion about your learning during you student life at our campus, please rate the following whether they have been beneficial for your professional life as an employee or as entrepreneur.

Please give your valuable opinion on a three point scale so as to find out the attainment of concerned program outcomes on the following points.

Alumni's survey form for program outcomes

S.No	Parameter of Program Outcome	Grade as per your observations 1 or 2 or 3
PO 1	Critical Thinking	2
PO 2	Effective Communication	3
PO 3	Social Interaction	3
PO 4	Effective Citizenship	3
PO 5	Ethics and Behaviour	3
PO 6	Environment and Sustainability	3
PO 7	Self-directed and Life-long Learning	3

Name of Alumnus: Samrat Prasad

Program/ Course passed from SRC: B.Ed (2018-20)

Contact No.: 8923197507

Grade weightage :

1- Poor Correlation

2- Average Correlation

3- Strong Correlation





SHRI RAM COLLEGE MUZAFFARNAGAR, (UP)

Dear Employer,

Shri Ram College is pleased to inform you that few of our students are working with your organisation and wants to know the applicability of the syllabi (part of curriculum) to the skills required for the work of your employee.

Please give your valuable opinion on a three point scale so as to find out the attainment of concerned program outcomes on the following points.

Employer's survey form for program outcomes

S.No	Parameter of Program Outcome	Grade as per your observations 1 or 2 or 3
PO 1	Critical Thinking	02
PO 2	Effective Communication	03
PO 3	Social Interaction	02
PO 4	Effective Citizenship	03
PO 5	Ethics and Behaviour	03
PO 6	Environment and Sustainability	03
PO 7	Self-directed and Life-long Learning	02

Name of employer: BHRAM SWAROOP

Address: NAVEEN BHARTI SHISHU UPVAN

Contact No.: 9897282226

Program/ Course passed from SRC by employee: B. Ed.

Grade weightage :

1- Poor Correlation

2- Average Correlation

3- Strong Correlation





SHRI RAM COLLEGE MUZAFFARNAGAR, (UP)

Dear Employer,

Shri Ram College is pleased to inform you that few of our students are working with your organisation and wants to know the applicability of the syllabi (part of curriculum) to the skills required for the work of your employee.

Please give your valuable opinion on a three point scale so as to find out the attainment of concerned program outcomes on the following points.

Employer's survey form for program outcomes

S.No	Parameter of Program Outcome	Grade as per your observations 1 or 2 or 3
PO 1	Critical Thinking	3
PO 2	Effective Communication	2
PO 3	Social Interaction	2
PO 4	Effective Citizenship	3
PO 5	Ethics and Behaviour	3
PO 6	Environment and Sustainability	3
PO 7	Self-directed and Life-long Learning	2

Name of employer: *Mr. Vinay Sharma
Little Angel Public School*

Address:

Contact No.: *9219603481*

Program/ Course passed from SRC by employee: *B. Ed.*

Grade weightage :

1- Poor Correlation

2- Average Correlation

3- Strong Correlation





SHRI RAM COLLEGE MUZAFFARNAGAR, (UP)

Dear Employer,

Shri Ram College is pleased to inform you that few of our students are working with your organisation and wants to know the applicability of the syllabi (part of curriculum) to the skills required for the work of your employee.

Please give your valuable opinion on a three point scale so as to find out the attainment of concerned program outcomes on the following points.

Employer's survey form for program outcomes

S.No	Parameter of Program Outcome	Grade as per your observations 1 or 2 or 3
PO 1	Critical Thinking	3
PO 2	Effective Communication	2
PO 3	Social Interaction	2
PO 4	Effective Citizenship	3
PO 5	Ethics and Behaviour	3
PO 6	Environment and Sustainability	2
PO 7	Self-directed and Life-long Learning	2

Name of employer: Ravendra Dhanika

Address: Holy Child Public school

Contact No.: 9720989181

Program/ Course passed from SRC by employee: B.Ed.

Grade weightage :

1- Poor Correlation

2- Average Correlation

3- Strong Correlation





SHRI RAM COLLEGE MUZAFFARNAGAR, (UP)

Dear Employer,

Shri Ram College is pleased to inform you that few of our students are working with your organisation and wants to know the applicability of the syllabi (part of curriculum) to the skills required for the work of your employee.

Please give your valuable opinion on a three point scale so as to find out the attainment of concerned program outcomes on the following points.

Employer's survey form for program outcomes

S.No	Parameter of Program Outcome	Grade as per your observations 1 or 2 or 3
PO 1	Critical Thinking	3
PO 2	Effective Communication	2
PO 3	Social Interaction	3
PO 4	Effective Citizenship	3
PO 5	Ethics and Behaviour	2
PO 6	Environment and Sustainability	2
PO 7	Self-directed and Life-long Learning	3

Name of employer: Mrs. Sanika Anya

Address: Anya Academy International School

Contact No.: 8954808035

Program/ Course passed from SRC by employee: B. Ed

Grade weightage :

1- Poor Correlation

2- Average Correlation

3- Strong Correlation





SHRI RAM COLLEGE MUZAFFARNAGAR, (UP)

Dear Employer,

Shri Ram College is pleased to inform you that few of our students are working with your organisation and wants to know the applicability of the syllabi (part of curriculum) to the skills required for the work of your employee.

Please give your valuable opinion on a three point scale so as to find out the attainment of concerned program outcomes on the following points.

Employer's survey form for program outcomes

S.No	Parameter of Program Outcome	Grade as per your observations 1 or 2 or 3
PO 1	Critical Thinking	2
PO 2	Effective Communication	3
PO 3	Social Interaction	3
PO 4	Effective Citizenship	2
PO 5	Ethics and Behaviour	2
PO 6	Environment and Sustainability	3
PO 7	Self-directed and Life-long Learning	2

Name of employer: *Monika choudhary*
Address: *St. Xeviens global School.*
Contact No.: *9045595846*
Program/ Course passed from SRC by employee: *B.Ed*

Grade weightage :

1- Poor Correlation

2- Average Correlation

3- Strong Correlation





SHRI RAM COLLEGE MUZAFFARNAGAR, (UP)

Dear Employer,

Shri Ram College is pleased to inform you that few of our students are working with your organisation and wants to know the applicability of the syllabi (part of curriculum) to the skills required for the work of your employee.

Please give your valuable opinion on a three point scale so as to find out the attainment of concerned program outcomes on the following points.

Employer's survey form for program outcomes

S.No	Parameter of Program Outcome	Grade as per your observations 1 or 2 or 3
PO 1	Critical Thinking	2
PO 2	Effective Communication	2
PO 3	Social Interaction	3
PO 4	Effective Citizenship	2
PO 5	Ethics and Behaviour	3
PO 6	Environment and Sustainability	3
PO 7	Self-directed and Life-long Learning	2

Name of employer: *Mrs. Puman*
Address: *Golden Public school Pachenda Road*
Contact No.: *9897630013*
Program/ Course passed from SRC by employee: *B.Ed*

Grade weightage :

1- Poor Correlation

2- Average Correlation

3- Strong Correlation





SHRI RAM COLLEGE MUZAFFARNAGAR, (UP)

Dear Employer,

Shri Ram College is pleased to inform you that few of our students are working with your organisation and wants to know the applicability of the syllabi (part of curriculum) to the skills required for the work of your employee.

Please give your valuable opinion on a three point scale so as to find out the attainment of concerned program outcomes on the following points.

Employer's survey form for program outcomes

S.No	Parameter of Program Outcome	Grade as per your observations 1 or 2 or 3
PO 1	Critical Thinking	2
PO 2	Effective Communication	3
PO 3	Social Interaction	2
PO 4	Effective Citizenship	3
PO 5	Ethics and Behaviour	2
PO 6	Environment and Sustainability	2
PO 7	Self-directed and Life-long Learning	3

Name of employer: Rachna Singh

Address: Sanskriti International School, Shameli

Contact No.: 9458248712

Program/ Course passed from SRC by employee: B. Ed

Grade weightage :

1- Poor Correlation

2- Average Correlation

3- Strong Correlation





SHRI RAM COLLEGE MUZAFFARNAGAR, (UP)

Dear Employer,

Shri Ram College is pleased to inform you that few of our students are working with your organisation and wants to know the applicability of the syllabi (part of curriculum) to the skills required for the work of your employee.

Please give your valuable opinion on a three point scale so as to find out the attainment of concerned program outcomes on the following points.

Employer's survey form for program outcomes

S.No	Parameter of Program Outcome	Grade as per your observations 1 or 2 or 3
PO 1	Critical Thinking	3
PO 2	Effective Communication	3
PO 3	Social Interaction	2
PO 4	Effective Citizenship	3
PO 5	Ethics and Behaviour	3
PO 6	Environment and Sustainability	2
PO 7	Self-directed and Life-long Learning	3

Name of employer: Dinesh Kumar

Address: Tanta Inter College, Muzaffarnagar

Contact No.: 7412889022

Program/ Course passed from SRC by employee: B.Ed.

Grade weightage :

1- Poor Correlation

2- Average Correlation

3- Strong Correlation





SHRI RAM COLLEGE MUZAFFARNAGAR, (UP)

Dear Employer,

Shri Ram College is pleased to inform you that few of our students are working with your organisation and wants to know the applicability of the syllabi (part of curriculum) to the skills required for the work of your employee.

Please give your valuable opinion on a three point scale so as to find out the attainment of concerned program outcomes on the following points.

Employer's survey form for program outcomes

S.No	Parameter of Program Outcome	Grade as per your observations 1 or 2 or 3
PO 1	Critical Thinking	2
PO 2	Effective Communication	2
PO 3	Social Interaction	3
PO 4	Effective Citizenship	2
PO 5	Ethics and Behaviour	3
PO 6	Environment and Sustainability	2
PO 7	Self-directed and Life-long Learning	3

Name of employer: Mrs. Roopa Sharma
Address: S.S Public Junior High School
Contact No.: 6395175469
Program/ Course passed from: SRC by employer: B.ed

Grade weightage :

1- Poor Correlation

2- Average Correlation

3- Strong Correlation





SHRI RAM COLLEGE MUZAFFARNAGAR, (UP)

Dear Employer,

Shri Ram College is pleased to inform you that few of our students are working with your organisation and wants to know the applicability of the syllabi (part of curriculum) to the skills required for the work of your employee.

Please give your valuable opinion on a three point scale so as to find out the attainment of concerned program outcomes on the following points.

Employer's survey form for program outcomes

S.No	Parameter of Program Outcome	Grade as per your observations 1 or 2 or 3
PO 1	Critical Thinking	2
PO 2	Effective Communication	3
PO 3	Social Interaction	3
PO 4	Effective Citizenship	2
PO 5	Ethics and Behaviour	2
PO 6	Environment and Sustainability	3
PO 7	Self-directed and Life-long Learning	2

Name of employer: Bhupendra Kumar

Address: Aman Junior High School Shikha Niketan

Contact No.: 6398204664

Program/ Course passed from SRC by employee: B.Ed.

Grade weightage :

1- Poor Correlation

2- Average Correlation

3- Strong Correlation



Methodology of Assessment
Contemporary India & Education

S.No	No. of Student (F)	Weightage	Fxw
1	No. of Students getting marks equal to or more than 60% (195)	3	585
2	No. of Students equal to or more than 40 % but less than 60% (1)	2	2
3	Less than 40% (0)	1	0
	$\Sigma f = 196$		$\Sigma fx = 587$

Average of attainment of Course outcome = $587/196 = 2.99$

Scaling of Course outcome = $2.99 \times 100/3 = 99.83 \%$



SHRI RAM COLLEGE, MUZAFFARNAGAR

Name of Department Teacher Education

Session: 2019-20

Name of Programme: B.Ed-1st Year

Name of Course/ Subject

Assessment of Students

Contemporary India and Education

S.NO	Student Name	External Marks (A)	Internal Marks (B) Class Test/ Unit Test Practical Test	Total Direct Assessment (A+B)=C 100	70 % of C =(D) 70	Indirect Assessment			Total of Indirect Assessment (E) 50	30 % of E =(F) 15	Total Assessment (D+F)=G 85	Percentage of Marks out of 85 G*100/85
						Assignment 20	Attendance 10	Behaviour / Attitude 10				
1	E2008550001	53	18	71	49.7	19	19	9	47	14.1	63.8	75.05
2	E2008550002	53	19	72	50.4	19	19	8	46	13.8	64.2	75.52
3	E2008550003	53	18	71	49.7	18	19	9	46	13.8	63.5	77.43
4	E2008550004	50	18	68	47.6	19	18	9	46	13.8	61.4	72.23
5	E2008550005	50	19	69	48.3	19	19	9	47	14.1	62.4	73.41
6	E2008550006	41	18	59	41.3	18	18	8	44	13.2	54.5	64.11
7	E2008550007	47	20	67	46.9	19	19	9	47	14.1	61	71.76
8	E2008550008	Ab	Ab									
9	E2008550009	Ab	Ab									
10	E2008550010	46	18	64	44.8	19	19	9	47	14.1	58.9	69.29
11	E2008550011	37	19	56	39.2	18	19	9	46	13.8	53	62.35
12	E2008550012	36	19	55	38.5	19	18	9	46	13.8	52.3	61.52
13	E2008550013	46	18	64	44.8	19	19	8	46	13.8	58.6	68.94
14	E2008550014	53	18	71	49.7	19	18	9	46	13.8	63.5	74.70
15	E2008550015	44	19	63	44.1	18	19	8	45	13.5	57.6	67.76
16	E2008550016	56	19	75	52.5	19	18	9	46	13.8	66.3	78
17	E2008550017	47	20	67	46.9	19	19	9	47	14.1	61	71.76
18	E2008550018	48	18	66	46.2	19	19	8	46	13.8	60	70.58
19	E2008550019	59	18	77	53.9	19	18	9	46	13.8	67.7	79.64
20	E2008550020	52	19	71	49.7	18	18	9	45	13.5	63.2	74.35



S.NO	Student Name	External Marks (A)	Internal Marks (B) Class Test/ Unit Test Sessional Test	Total Direct Assessment (A+B)=C 100	70 % of C =(D) 70	Indirect Assessment			Total of Indirect Assessment (E) 50	30 % of E = (F) 15	Total Assessment (D+F)=G 85	Percentage of Marks out of 85 G*100/85
						Assignment 20	Attendance 20	Behaviour / Attitude 10				
21	E2008550021	42	18	60	42	19	19	9	47	14.1	56.1	66
22	E2008550022	49	19	68	47.6	19	18	8	45	13.5	61.1	71.88
23	E2008550023	44	19	63	44.1	19	19	9	47	14.1	58.2	68.47
24	E2008550024	55	18	73	51.1	18	19	9	46	13.8	64.9	76.35
25	E2008550025	51	19	70	49	19	18	8	45	13.5	62.5	73.52
26	E2008550026	47	19	66	46.2	18	19	8	45	13.5	59.7	70.23
27	E2008550027	Ab	Ab									
28	E2008550028	60	19	79	55.3	19	18	9	46	13.8	69.1	81.29
29	E2008550029	46	19	65	45.5	19	18	9	46	13.8	59.3	69.76
30	E2008550030	53	18	71	49.7	18	19	8	45	13.5	63.2	74.35
31	E2008550031	47	19	66	46.2	19	18	9	46	13.8	60	70.58
32	E2008550032	48	20	68	47.6	19	18	8	45	13.5	61.1	71.88
33	E2008550033	52	19	71	49.7	18	19	9	46	13.8	63.5	74.70
34	E2008550034	55	19	74	51.8	19	18	8	45	13.5	65.3	76.82
35	E2008550035	49	19	68	47.6	19	18	9	46	13.8	61.4	72.23
36	E2008550036	44	19	63	44.1	18	19	9	46	13.8	57.9	68.11
37	E2008550037	47	18	65	45.5	19	19	8	46	13.8	59.3	69.76
38	E2008550038	49	18	67	46.9	19	19	9	47	14.1	61	71.76
39	E2008550039	56	19	75	52.5	18	19	9	46	13.8	66.3	78
40	E2008550040	39	19	58	40.6	19	18	8	45	13.5	54.1	63.64
41	E2008550041	55	18	73	51.1	19	19	8	46	13.8	64.9	76.35
42	E2008550042	53	19	72	50.4	18	18	9	45	13.5	63.9	75.17
43	E2008550043	50	19	69	48.3	19	19	9	47	14.1	62.4	73.41
44	E2008550044	53	19	72	50.4	19	19	9	47	14.1	64.5	75.88



S.NO	Student Name	External Marks (A)	Internal Marks (B) Class Test/ Unit Test Sessional Test	Total Direct Assessment (A+B)=C 100	70 % of C =(D) 70	Indirect Assessment			Total of Indirect Assessment (E) 50	30 % of E = (F) 15	Total Assessment (D+F)=G 85	Percentage of Marks out of 85 G*100/85
						Assignment 20	Attendance 20	Behaviour / Attitude 10				
45	E2008550045	53	19	72	50.4	19	18	9	46	13.8	64.2	75.52
46	E2008550046	44	19	63	44.1	19	19	8	46	13.8	57.9	68.11
47	E2008550047	45	19	64	44.8	18	19	7	44	13.2	58	68.23
48	E2008550048	55	19	74	51.8	19	19	8	46	13.8	65.6	77.17
49	E2008550049	56	19	75	52.5	19	18	8	45	13.5	66	77.64
50	E2008550050	48	19	67	46.9	19	18	9	46	13.8	60.7	71.41
51	E2008550051	54	19	71	49.7	18	19	9	46	13.8	63.5	74.70
52	E2008550052	55	18	73	51.1	19	19	9	47	14.1	65.2	76.7
53	E2008550053	55	19	74	51.8	19	19	8	46	13.8	65.6	77.17
54	E2008550054	48	19	67	46.9	19	18	9	46	13.8	60.7	71.41
55	E2008550055	61	19	80	56	18	19	9	46	13.8	69.8	82.11
56	E2008550056	46	19	65	45.5	19	18	9	46	13.8	59.3	69.76
57	E2008550057	54	18	72	50.4	19	19	8	46	13.8	64.2	75.52
58	E2008550058	49	19	68	47.6	18	19	9	46	13.8	61.4	72.23
59	E2008550059	57	19	76	53.2	19	18	8	45	13.5	66.7	78.47
60	E2008550060	50	19	69	48.3	19	19	9	47	14.1	62.4	73.41
61	E2008550061	57	19	76	53.2	18	19	8	45	13.5	66.7	78.47
62	E2008550062	61	18	79	55.3	19	19	9	47	14.1	69.4	81.64
63	E2008550063	52	19	71	49.7	19	18	9	46	13.8	63.5	74.7
64	E2008550064	54	19	73	51.1	19	19	8	46	13.8	64.9	76.35
65	E2008550065	49	18	67	46.9	18	19	9	46	13.8	60.7	71.41
66	E2008550066	50			48.3	19	18	8	45	13.5	61.8	72.70
67	E2008550067	47			46.2	19	19	9	47	14.1	60.3	70.94
68	E2008550068	37			39.2	19	19	9	47	14.1	53.3	62.70



S.NO	Student Name	External Marks (A)	Internal Marks (B) Class Test/ Unit Test Sessional Test	Total Direct Assessment (A+B)=C 100	70 % of C =(D) 70	Indirect Assessment			Total of Indirect Assessment (E) 50	30 % of E =(F) 15	Total Assessment (D+F)=G 85	Percentage of Marks out of 85 G*100/85
						Assignment 20	Attendance 20	Behaviour / Attitude 10				
69	E2008550069	53	19	72	50.4	19	19	9	47	14.1	64.5	75.88
70	E2008550070	53	19	72	50.4	19	18	9	46	13.8	64.2	75.52
71	E2008550071	40	19	59	41.3	19	19	8	46	13.8	55.1	64.82
72	E2008550072	43	19	62	43.4	18	19	9	46	13.8	57.2	67.29
73	E2008550073	43	19	62	43.4	19	18	9	46	13.8	57.2	67.29
74	E2008550074	50	19	69	48.3	19	18	8	45	13.5	61.8	72.70
75	E2008550075	50	19	77	53.9	18	19	9	46	13.8	67.7	79.64
76	E2008550076	44	19	63	44.1	18	19	9	46	13.8	57.9	68.11
77	E2008550077	46	19	65	45.5	19	18	8	45	13.5	59	69.41
78	E2008550078	44	19	63	44.1	19	18	9	46	13.8	57.9	68.11
79	E2008550079	49	19	68	47.6	19	19	9	47	14.1	61.7	72.58
80	E2008550080	47	19	66	46.2	19	19	8	46	13.8	60	70.58
81	E2008550081	50	19	69	48.3	18	19	9	46	13.8	62.1	73
82	E2008550082	53	19	72	50.4	18	19	9	46	13.8	64.2	75.52
83	E2008550083	51	19	70	49	19	18	8	45	13.5	62.5	73.52
84	E2008550084	50	19	69	48.3	19	19	9	47	14.1	62.4	73.41
85	E2008550085	42	19	61	42.7	19	19	9	47	14.1	56.8	66.82
86	E2008550086	53	19	72	50.4	19	18	8	45	13.5	63.9	75.17
87	E2008550087	43	19	62	43.4	18	19	9	46	13.8	57.2	67.29
88	E2008550088	52	20	72	50.4	19	19	9	47	14.1	64.5	75.88
89	E2008550089	52	19	71	49.7	19	18	8	45	13.5	63.2	74.35
90	E2008550090	41	19	60	42	18	19	9	46	13.8	55.8	65.64
91	E2008550091	44	19	63	44.1	19	19	9	47	14.1	58.2	68.47
92	E2008550092	39	18	57	39.9	19	19	8	46	13.8	53.7	63.17



S.NO	Student Name	External Marks (A)	Internal Marks (B) Class Test/ Unit Test Sessional Test	Total Direct Assessment (A+B)=C 100	70 % of C =(D) 70	Indirect Assessment			Total of Indirect Assessment (E) 50	30 % of E =(F) 15	Total Assessment (D+F)=G 85	Percentage of Marks out of 85 G*100/85
						Assignment 20	Attendance 20	Behaviour / Attitude 10				
93	E2008550093	49	18	67	46.9	19	18	9	46	13.8	60.7	71.41
94	E2008550094	52	19	71	49.7	19	19	9	47	14.1	63.8	75.05
95	E2008550095	59	19	78	54.6	19	19	8	46	13.8	68.4	80.47
96	E2008550096	51	18	69	48.3	18	18	9	45	13.5	61.8	72.70
97	E2008550097	50	18	68	47.6	19	19	9	47	14.1	61.7	72.58
98	E2008550098	47	19	68	47.6	19	19	8	46	13.8	61.4	72.23
99	E2008550099	42	19	61	42.7	18	18	9	45	13.5	56.2	66.11
100	E2008550100	61	19	78	54.6	19	19	9	47	14.1	68.7	80.82
101	E2008550101	51	19	70	49	19	19	9	47	14.1	63.1	74.23
102	E2008550102	53	18	71	49.7	18	18	8	44	13.2	62.9	74
103	E2008550103	45	18	63	44.1	19	19	8	46	13.8	57.9	68.12
104	E2008550104	54	19	73	51.1	19	19	9	47	14.1	65.2	76.71
105	E2008550105	51	18	69	48.3	18	18	9	45	13.5	60.8	72.71
106	E2008550106	49	19	68	47.6	19	19	9	47	14.1	61.7	72.59
107	E2008550107	44	18	62	43.4	19	19	8	46	13.8	57.2	67.29
108	E2008550108	50	19	69	48.3	18	18	9	45	13.5	61.8	72.71
109	E2008550109	55	19	74	51.8	18	19	9	46	13.8	65.6	77.18
110	E2008550110	58	20	78	54.6	19	19	9	47	14.1	68.7	80.82
111	E2008550111	47	18	65	45.5	19	19	9	47	14.1	59.6	70.12
112	E2008550112	51	18	69	48.3	19	18	9	46	13.8	62.1	73.06
113	E2008550113	53	18	71	49.7	19	19	9	46	13.8	63.5	74.71
114	E2008550114	60	18	78	54.6	18	19	9	46	13.8	68.4	80.47
115	E2008550115	AL	AL									
116	E2008550116	55	19	74	51.8	19	19	9	47	14.1	65.9	77.53



S.NO	Student Name	External Marks (A)	Internal Marks (B) Class Test/ Unit Test Sessional Test	Total Direct Assessment (A+B)=C 100	70 % of C =(D) 70	Indirect Assessment			Total of Indirect Assessment (E) 50	30 % of E = (F) 15	Total Assessment (D+F)=G 85	Percentage of Marks out of 85 G*100/85
						Assignment 20	Attendance 20	Behaviour / Attitude 10				
117	E2008550117	57	19	76	53.2	19	18	9	46	13.8	67	78.82
118	E2008550118	54	18	70	49	19	19	8	46	13.8	62.8	73.88
119	E2008550119	55	19	74	51.8	18	19	9	46	13.8	65.6	77.18
120	E2008550120	48	19	67	46.9	19	19	8	46	13.8	60.7	71.41
121	E2008550121	49	19	68	47.6	19	19	9	47	14.1	61.7	72.59
122	E2008550122	53	19	72	50.4	18	19	9	46	13.8	64.2	75.53
123	E2008550123	49	19	68	47.6	19	18	8	45	13.5	61.1	71.88
124	E2008550124	52	18	70	49	19	19	9	47	14.1	63.1	74.24
125	E2008550125	57	19	76	53.2	18	19	9	46	13.8	67	78.82
126	E2008550126	54	19	71	49.7	19	18	9	46	13.8	63.5	74.71
127	E2008550127	50	19	69	48.3	19	19	8	46	13.8	62.1	73.06
128	E2008550128	51	19	70	49	19	19	9	47	14.1	63.1	74.24
129	E2008550129	56	19	75	52.5	18	19	9	46	13.8	66.3	78
130	E2008550130	47	19	66	46.2	19	18	8	45	13.5	59.7	70.24
131	E2008550131	48	19	67	46.9	19	19	8	46	13.8	60.7	71.41
132	E2008550132	52	19	71	49.7	18	19	9	46	13.8	63.5	74.71
133	E2008550133	52	19	71	49.7	19	18	9	46	13.8	63.5	74.71
134	E2008550134	48	19	67	46.9	19	19	9	47	14.1	61	71.76
135	E2008550135	46	19	65	45.5	19	14	8	46	13.8	59.3	69.76
136	E2008550136	52	19	71	49.7	18	19	9	46	13.8	63.5	74.71
137	E2008550137	56	19	75	52.5	19	18	9	46	13.8	66.3	78
138	E2008550138	55	19	74	51.8	19	19	8	46	13.8	65.6	77.18
139	E2008550139	48	19	67	46.9	19	19	9	47	14.1	60.7	71.53
140	E2008550140	52	19	71	49.7	18	18	9	45	13.5	63.1	74.24



S.NO	Student Name	External Marks (A)	Internal Marks (B) Class Test/ Unit Test Sessional Test	Total Direct Assessment (A+B)=C 100	70 % of C =(D) 70	Indirect Assessment			Total of Indirect Assessment (E) 50	30 % of E =(F) 15	Total Assessment (D+F)=G 85	Percentage of Marks out of 85 G*100/85
						Assignment 20	Attendance 20	Behaviour / Attitude 10				
141	E2008550141	51	18	69	48.3	19	19	9	47	14.1	62.4	73.41
142	E2008550142	51	18	69	48.3	19	19	9	47	14.1	62.4	73.41
143	E2008550143	44	19	63	44.1	18	18	8	45	13.5	57.6	67.76
144	E2008550144	49	18	67	46.4	19	19	9	47	14.1	61	71.76
145	E2008550145	51	19	70	49	19	19	9	47	14.1	63.1	74.24
146	E2008550146	54	19	73	51.1	18	19	8	45	13.5	64.6	76
147	F2008550147	56	19	75	52.5	19	18	9	46	13.8	66.3	78
148	E2008550148	50	19	69	48.3	19	19	9	47	14.1	62.4	73.41
149	E2008550149	59	19	78	54.6	19	19	8	46	13.8	68.4	80.47
150	E2008550150	41	19	60	42	18	18	9	45	13.5	55.5	65.29
151	E2008550151	55	19	74	51.8	19	19	9	47	14.1	65.9	77.53
152	E2008550152	41	19	60	42	19	19	8	46	13.8	55.8	65.65
153	E2008550153	54	19	73	51.1	18	19	9	46	13.8	64.9	76.35
154	E2008550154	46	19	65	45.5	19	18	9	46	13.8	59.3	69.76
155	E2008550155	48	18	66	46.2	19	19	9	47	14.1	60.3	70.94
156	E2008550156	50	19	69	48.3	19	18	9	46	13.8	62.1	73.06
157	E2008550157	52	18	70	49	18	19	8	45	13.5	62.5	73.53
158	E2008550158	53	18	71	49.7	19	19	9	47	14.1	63.8	75.06
159	E2008550159	44	18	62	43.4	19	18	9	46	13.8	57.2	67.29
160	E2008550160	49	19	68	47.6	19	19	8	46	13.8	61.4	72.24
161	E2008550161	50	19	69	48.3	18	19	9	46	13.8	62.1	73.06
162	E2008550162	53	19	72	50.4	19	19	9	47	14.1	64.5	75.88
163	E2008550163	-	19	19								
164	E2008550164	49	19	68	47.6	19	18	8	45	13.5	61.1	71.88



S.NO	Student Name	External Marks (A)	Internal Marks (B) Class Test/ Unit Test Sessional Test	Total Direct Assessment (A+B)=C 100	70 % of C =(D) 70	Indirect Assessment			Total of Indirect Assessment (E) 50	30 % of E =(F) 15	Total Assessment (D+F)=G 85	Percentage of Marks out of 85 G*100/85
						Assignment 20	Attendance 20	Behaviour / Attitude 10				
165	E2008550165	52	19	71	49.7	19	19	9	47	14.1	63.8	75.06
166	E2008550166	48	19	67	46.9	18	18	8	45	13.5	60.1	70.71
167	E2008550167	54	19	73	51.1	19	19	9	47	14.1	65.2	76.75
168	E2008550168	53	19	72	50.4	19	19	9	47	14.1	64.5	75.88
169	E2008550169	34	19	53	37.1	18	18	8	44	13.2	50.3	59.18
170	E2008550170	38	19	57	39.9	19	19	9	47	14.1	54	63.53
171	E2008550171	52	19	71	49.7	19	19	9	47	14.1	63.8	75.06
172	E2008550172	48	18	67	46.9	19	18	8	45	13.5	60.4	71.06
173	E2008550173	36	19	55	38.5	18	19	9	46	13.8	52.3	73.29
174	E2008550174	39	19	58	40.6	19	18	9	46	13.8	54.4	64
175	E2008550175	56	19	75	52.5	19	19	9	47	14.1	66.5	78.24
176	E2008550176	49	19	68	47.6	19	19	8	46	13.8	61.4	72.24
177	E2008550177	47	18	65	45.5	18	18	9	45	13.5	59	69.41
178	E2008550178	46	19	65	45.5	19	19	9	47	14.1	59.6	70.12
179	E2008550179	51	19	70	49	19	19	9	47	14.1	63.1	74.24
180	E2008550180	53	19	72	50.4	19	18	8	45	13.5	63.9	75.18
181	E2008550181	60	19	79	55.3	18	19	9	46	13.8	68.8	80.94
182	E2008550182	51	19	70	49	19	19	9	47	14.1	63.1	74.24
183	E2008550183	53	19	72	50.4	19	19	8	46	13.8	64.2	75.53
184	E2008550184	46	19	65	45.5	18	18	9	45	13.5	59	69.41
185	E2008550185	48	18	66	46.2	19	19	9	47	14.1	60.3	70.94
186	E2008550186	49	19	68	47.6	18	19	9	46	13.8	61.4	72.24
187	E2008550187	53	18	71	49.7	19	18	9	46	13.8	63.5	74.71
188	E2008550188	51	18	69	48.3	19	18	9	46	13.8	62.1	73.06



S.NO	Student Name	External Marks (A)	Internal Marks (B) Class Test/ Unit Test Sessional Test	Total Direct Assessment (A+B)=C 100	70 % of C =(D) 70	Indirect Assessment			Total of Indirect Assessment (E) 50	30 % of E = (F) 15	Total Assessment (D+F)=G 85	Percentage of Marks out of 85 G*100/85
						Assignment 20	Attendance 20	Behaviour / Attitude 10				
189	E2008550189	50	19	69	48.3	19	19	9	47	14.1	62.4	73.41
190	E2008550190	45	19	64	44.8	18	19	8	45	13.5	58.3	68.95
191	E2008550191	44	19	60	47.6	19	19	9	47	14.1	61.7	72.59
192	E2008550192	54	19	73	51.1	19	18	9	46	13.8	64.9	76.35
193	E2008550193	54	19	73	51.1	18	19	8	45	13.5	64.6	76
194	E2008550194	51	19	70	49	19	18	9	46	13.8	62.8	73.88
195	E2008550195	53	19	72	50.4	19	19	8	46	13.8	64.2	75.53
196	E2008550196	40	19	59	41.3	19	19	9	47	14.1	55.4	65.18



gms

Methodology of Assessment

Philosophical & Sociological Aspects of Education

S.No	No. of Student (F)	Weightage	FxD
1	No. of Students getting marks equal to or more than 60% (195)	3	585
2	No. of Students equal to or more than 40 % but less than 60% (1)	2	2
3	Less than 40% (0)	1	0
	$\Sigma f = 196$		$\Sigma fx = 587$

Average of attainment of Course outcome = $587/196 = 2.99$

Scaling of Course outcome = $2.99 \times 100/3 = 99.83 \%$



A handwritten signature in green ink, appearing to be "Yer".

SHRI RAM COLLEGE, MUZAFFARNAGAR

Name of Department Teacher Education

Session: 2019-20

Name of Programme: B.Ed-1st Year

Name of Course/ Subject *Philosophical & Sociological Aspects of Education*
 Assessment of Students

S.NO	Student Name	External Marks (A)	Internal Marks (B) Class Test Session Test	Total Direct Assessment (A+B)=C 100	70 % of C =(D) 70	Indirect Assessment			Total of Indirect Assessment (E) 50	30 % of E =(F) 15	Total Assessment (D+F)=G 85	Percentage of Marks out of 85 G/100/85
						Assignment 20	Attendance 20	Behaviour / Attitude 10				
1	E2008550001	53	18	71	49.7	19	19	9	47	14.1	53.8	75.05
2	E2008550002	53	19	72	50.4	18	19	8	45	13.5	63.9	75.18
3	E2008550003	53	18	71	49.7	19	18	9	46	13.8	63.7	74.94
4	E2008550004	50	18	68	47.6	18	19	8	45	13.5	61.1	71.88
5	E2008550005	50	19	69	48.3	18	19	9	46	13.8	62.1	73.06
6	E2008550006	41	18	59	41.3	19	18	9	46	13.8	55.1	64.82
7	E2008550007	47	20	67	46.9	18	19	9	46	13.8	60.7	71.41
8	E2008550008	Ab	Ab	-	-	-	-	-	-	-	-	-
9	E2008550009	Ab	Ab	-	-	-	-	-	-	-	-	-
10	E2008550010	46	18	64	44.8	19	19	8	46	13.8	58.6	68.94
11	E2008550011	37	19	56	39.2	19	18	9	46	13.8	53	62.35
12	E2008550012	36	19	55	38.5	18	19	9	46	13.8	52.3	61.53
13	E2008550013	46	18	64	44.8	19	19	9	47	14.1	58.9	69.29
14	E2008550014	53	18	71	49.7	18	18	8	44	13.2	62.9	74
15	E2008550015	44	19	63	44.1	18	18	9	45	13.5	57.6	67.76
16	E2008550016	56	19	75	52.5	19	19	9	47	14.1	66.6	78.35
17	E2008550017	47	20	67	46.9	19	19	9	47	14.1	61	71.76
18	E2008550018	48	18	66	46.2	19	19	8	45	13.5	59.7	70.24
19	E2008550019	59	18	77	53.9	18	18	8	44	13.2	67.1	78.94
20	E2008550020	52	19	71	49.7	19	19	6	46	13.8	63.5	74.71



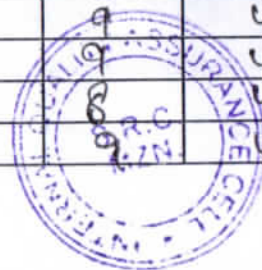
S.NO	Student Name	External Marks (A)	Internal Marks (B) Class Test/ Unit Test Sessional Test	Total Direct Assessment (A+B)=C 100	70 % of C =(D) 70	Indirect Assessment			Total of Indirect Assessment (E) 50	30 % of E =(F) 15	Total Assessment (D+F)=G 85	Percentage of Marks out of 85 G*100/85
						Assignment 20	Attendance 20	Behaviour / Attitude 10				
21	E2008550021	42	18	60	42	18	18	0	44	13.2	55.2	64.94
22	E2008550022	49	19	68	47.6	19	19	9	47	14.1	61.7	72.59
23	E2008550023	44	19	63	44.1	19	19	8	46	13.8	57.9	68.92
24	E2008550024	55	18	73	51.1	19	18	9	46	13.8	64.9	76.35
25	E2008550025	51	19	70	49	18	19	9	46	13.8	62.8	73.88
26	E2008550026	47	19	66	46.2	19	18	9	46	13.8	60	70.59
27	E2008550027	Ab	Ab	-								
28	E2008550028	60	19	79	55.3	18	18	8	44	13.2	68.5	80.59
29	E2008550029	46	19	65	45.5	19	19	8	46	13.8	59.3	69.76
30	E2008550030	53	18	71	49.7	19	19	9	47	14.1	63.8	75.06
31	E2008550031	47	19	66	46.2	19	18	9	46	13.8	60	70.59
32	E2008550032	48	20	68	47.6	18	19	9	46	13.8	61.4	72.24
33	E2008550033	52	19	71	49.7	19	18	8	46	13.8	63.5	74.71
34	E2008550034	55	19	74	51.8	19	19	9	47	14.1	65.9	77.53
35	E2008550035	49	19	68	47.6	19	19	9	47	14.1	61.7	72.59
36	E2008550036	44	19	63	44.1	18	19	8	45	13.5	57.6	67.76
37	E2008550037	47	18	65	45.5	19	18	9	46	13.8	59.3	69.76
38	E2008550038	49	18	67	46.9	19	19	9	47	14.1	61	71.76
39	E2008550039	56	19	75	52.5	19	18	9	46	13.8	66.3	78
40	E2008550040	39	19	58	40.6	19	19	8	46	13.8	54.4	64
41	E2008550041	55	18	73	51.1	19	18	9	45	13.5	64.6	76
42	E2008550042	53	19	72	50.4	18	19	9	46	13.8	64.2	75.53
43	E2008550043	50	19	69	48.3	18	19	9	46	13.8	62.1	73.06
44	E2008550044	53	19	72	50.4	19	19	9	46	13.8	64.2	75.53



S.NO	Student Name	External Marks (A)	Internal Marks (B) Class Test/ Unit Test Sessional Test	Total Direct Assessment (A+B)=C 100	70 % of C =(D) 70	Indirect Assessment			Total of Indirect Assessment (E) 50	30 % of E =(F) 15	Total Assessment (D+F)=G 85	Percentage of Marks out of 85 G*100/85
						Assignment 20	Attendance 20	Behaviour / Attitude 10				
45	E2008550045	53	19	72	50.4	19	18	8	45	13.5	63.9	75.18
46	E2008550046	44	19	63	44.1	18	19	9	46	13.8	57.9	68.12
47	E2008550047	45	19	64	44.8	19	19	9	47	14.1	58.9	69.29
48	E2008550048	55	19	74	51.8	18	18	9	45	13.5	65.3	76.84
49	E2008550049	56	19	75	52.5	19	18	9	46	13.8	66.3	78
50	E2008550050	48	19	67	46.9	19	19	8	46	13.8	60.7	71.41
51	E2008550051	54	19	73	49.7	19	19	8	46	13.8	63.5	74.71
52	E2008550052	55	18	73	51.1	19	18	9	46	13.8	64.9	76.35
53	E2008550053	55	19	74	51.8	19	18	9	46	13.8	65.6	77.18
54	E2008550054	48	19	67	46.9	18	18	9	45	13.5	60.4	71.06
55	E2008550055	61	19	80	56	19	19	8	46	13.8	69.8	82.12
56	E2008550056	46	19	65	45.5	18	19	9	46	13.8	59.3	69.53
57	E2008550057	54	18	72	50.4	18	19	9	46	13.8	64.2	75.53
58	E2008550058	49	19	68	47.6	18	19	9	46	13.8	61.4	72.24
59	E2008550059	57	19	76	53.2	19	19	9	47	14.1	67.3	79.18
60	E2008550060	50	19	69	48.3	19	18	8	45	13.5	61.8	72.79
61	E2008550061	57	19	76	53.2	19	19	9	47	14.1	67.3	79.98
62	E2008550062	61	18	79	55.2	19	18	8	45	13.5	68.7	80.82
63	E2008550063	52	19	71	49.7	18	18	8	44	13.2	62.9	74
64	E2008550064	54	19	73	51.1	18	19	8	45	13.5	64.6	76
65	E2008550065	49	18	67	46.9	19	19	9	47	14.1	61	71.76
66	E2008550066	50	19	69	48.3	18	18	9	45	13.5	61.8	72.71
67	E2008550067	47	19	66	46.2	19	18	8	45	13.5	59.7	70.24
68	E2008550068	37	19	56	39.2	18	18	8	44	13.2	52.7	62



S.NO	Student Name	External Marks (A)	Internal Marks (B) Class Test/ Unit Test Sessional Test	Total Direct Assessment (A+B)=C 100	70 % of C =(D) 70	Indirect Assessment			Total of Indirect Assessment (E) 50	30 % of E =(F) 15	Total Assessment (D+F)=G 85	Percentage of Marks out of 85 G*100/85
						Assignment 20	Attendance 20	Behaviour / Attitude 10				
69	E2008550069	53	19	72	50.4	18	19	9	46	13.8	64.2	75.53
70	E2008550070	53	19	72	50.4	19	18	8	45	13.5	63.9	75.18
71	E2008550071	40	19	59	41.3	18	18	9	45	13.5	54.8	64.47
72	E2008550072	43	19	62	43.4	19	19	9	47	14.1	57.5	67.65
73	E2008550073	43	19	62	43.4	19	19	8	46	13.8	57.2	67.29
74	E2008550074	50	19	69	48.3	19	19	9	47	14.1	62.4	73.41
75	E2008550075	58	19	77	53.9	19	19	8	46	13.8	67.7	79.65
76	E2008550076	44	19	63	44.1	18	19	9	46	13.8	57.9	68.12
77	E2008550077	46	19	65	45.5	18	18	9	45	13.5	59	69.41
78	E2008550078	44	19	63	44.1	18	19	9	46	13.8	57.9	68.12
79	E2008550079	49	19	68	47.6	18	18	8	44	13.2	60.8	71.53
80	E2008550080	47	19	66	46.2	18	18	8	44	13.2	59.4	69.88
81	E2008550081	50	19	69	48.3	19	18	8	45	13.5	61.8	72.71
82	E2008550082	53	19	72	50.4	19	19	8	46	13.8	64.2	75.53
83	E2008550083	51	19	70	49	19	19	9	47	14.1	63.1	74.24
84	E2008550084	50	19	69	48.3	19	18	9	46	13.8	62.1	73.06
85	E2008550085	42	19	61	42.7	18	18	9	45	13.5	56.2	66.12
86	E2008550086	53	19	72	50.4	18	18	9	45	13.5	63.9	75.18
87	E2008550087	43	19	62	43.4	18	19	8	45	13.5	56.9	66.94
88	E2008550088	52	20	72	50.4	19	19	8	46	13.8	64.2	75.53
89	E2008550089	52	19	71	49.7	19	19	9	47	14.1	63.8	75.06
90	E2008550090	41	19	60	42	18	19	8	46	13.8	55.8	65.65
91	E2008550091	44	19	63	44.1	19	18	8	45	13.5	57.6	67.76
92	E2008550092	39	18	57	39.9	18	18	8	45	13.5	53.4	62.82



S.NO	Student Name	External Marks (A)	Internal Marks (B) Class Test/ Unit Test Sessional Test	Total Direct Assessment (A+B)=C 100	70 % of C =(D) 70	Indirect Assessment			Total of Indirect Assessment (E) 50	30 % of E =(F) 15	Total Assessment (D+F)=G 85	Percentage of Marks out of 85 G*100/85
						Assignment 20	Attendance 20	Behaviour / Attitude 10				
93	E2008550093	49	18	67	46.9	19	19	8	46	13.8	60.7	71.41
94	E2008550094	52	19	71	49.7	19	18	9	46	13.8	63.5	73.53
95	E2008550095	59	19	78	54.6	18	18	9	45	13.5	68.1	80.12
96	E2008550096	51	18	69	48.3	18	19	8	45	13.5	61.8	72.71
97	E2008550097	50	18	68	47.6	18	19	9	46	13.8	61.4	72.24
98	E2008550098	47	19	66	42.6	19	19	9	47	14.1	56.7	66.71
99	E2008550099	42	19	61	54.6	19	19	8	46	13.8	68.4	80.47
100	E2008550100	61	19	80	49	19	19	9	47	14.1	63.5	74.24
101	E2008550101	51	19	70	49.7	18	18	8	45	13.5	63.2	74.35
102	E2008550102	53	18	71	44.1	18	19	9	46	13.8	57.9	68.12
103	E2008550103	45	18	63	51.1	18	18	9	45	13.5	64.6	76
104	E2008550104	54	19	73	48.3	18	19	8	45	13.5	61.8	72.71
105	E2008550105	51	18	69	47.6	19	18	9	46	13.8	61.4	72.74
106	E2008550106	49	19	68	43.4	19	19	9	47	14.1	57.5	67.65
107	E2008550107	44	18	62	48.3	19	18	8	45	13.5	61.8	72.71
108	E2008550108	50	19	69	51.8	19	19	8	46	13.8	65.6	77.18
109	E2008550109	55	19	74	54.6	19	18	9	46	13.8	68.4	80.47
110	E2008550110	58	20	78	45.5	19	19	9	47	14.1	59.6	70.12
111	E2008550111	47	18	65	48.3	19	18	9	46	13.8	62.1	73.06
112	E2008550112	51	18	69	48.3	18	18	9	45	13.5	61.8	72.71
113	E2008550113	53	18	71	44.7	18	19	8	45	13.5	57.9	68.12
114	E2008550114	60	18	78	54.6	18	19	8	45	13.5	68.1	80.12
115	E2008550115	54	18	72	51.8	19	19	8	46	13.8	65.6	77.18
116	E2008550116	55	19	74	51.8	19	18	9	46	13.8	65.6	77.18



S.NO	Student Name	External Marks (A)	Internal Marks (B) Class Test/ Unit Test Sessional Test	Total Direct Assessment (A+B)=C 100	70 % of C =(D) 70	Indirect Assessment			Total of Indirect Assessment (E) 50	30 % of E =(F) 15	Total Assessment (D+F)=G 85	Percentage of Marks out of 85 G*100/85
						Assignment 20	Attendance 20	Behaviour / Attitude 10				
117	E2008550117	57	19	76	53.2	18	19	8	45	13.5	66.7	78.47
118	E2008550118	54	18	72	49	19	19	9	47	14.1	63.1	74.24
119	E2008550119	55	19	74	51.8	18	19	9	46	13.8	65.6	77.18
120	E2008550120	48	19	67	46.9	19	19	9	47	14.1	61	71.76
121	E2008550121	49	19	68	47.6	19	18	9	45	13.5	61.1	71.88
122	E2008550122	53	19	72	50.4	19	18	9	46	13.8	64.2	75.53
123	E2008550123	49	19	68	47.6	18	19	8	46	13.8	61.4	72.24
124	E2008550124	52	18	70	49	19	18	9	46	13.8	62.8	73.88
125	E2008550125	57	19	76	53.2	18	19	9	46	13.8	67	78.82
126	E2008550126	54	19	73	49.7	19	19	8	46	13.8	63.5	74.71
127	E2008550127	50	19	69	48.3	18	19	8	45	13.5	61.8	72.71
128	E2008550128	51	19	70	49	18	19	8	45	13.5	62.5	73.53
129	E2008550129	56	19	75	52.5	18	18	9	45	13.5	66	77.65
130	E2008550130	47	19	66	46.2	19	18	9	46	13.8	60	70.59
131	E2008550131	48	19	67	46.9	18	19	8	45	13.5	60.4	71.06
132	E2008550132	52	19	71	46.7	19	19	8	46	13.8	60.5	71.18
133	E2008550133	52	19	71	46.7	18	19	9	46	13.8	60.5	71.18
134	E2008550134	48	19	67	46.9	19	18	9	46	13.8	60.7	71.41
135	E2008550135	46	19	65	45.5	18	19	8	45	13.5	59	69.41
136	E2008550136	52	19	71	49.7	19	18	9	46	13.8	63.5	74.71
137	E2008550137	56	19	75	52.5	18	19	9	46	13.8	66.3	78
138	E2008550138	55	19	74	46.9	19	19	8	46	13.8	60.7	71.41
139	E2008550139	48	19	67	46.9	19	18	8	45	13.5	60.4	71.06
140	E2008550140	52	19	71	54.6	19	19	8	46	13.8	68.4	80.47

S.NO	Student Name	External Marks (A)	Internal Marks (B) Class Test/ Unit Test Sessional Test	Total Direct Assessment (A+B)=C 100	70 % of C =(D) 70	Indirect Assessment			Total of Indirect Assessment (E) 50	30 % of E =(F) 15	Total Assessment (D+F)=G 85	Percentage of Marks out of 85 G*100/85
						Assignment 20	Attendance 20	Behaviour / Attitude 10				
141	E2008550141	51	18	69	48.3	19	18	9	46	13.8	62.1	73.06
42	E2008550142	Ab	Ab	-		.						
143	E2008550143	44	19	63	44.1	18	19	9	46	13.8	57.9	68.12
144	E2008550144	49	18	67	46.9	19	19	8	46	13.8	60.7	71.41
145	E2008550145	51	19	70	49	18	19	9	46	13.8	62.8	73.88
146	E2008550146	54	19	73	51.1	19	18	8	46	13.8	64.9	76.35
147	E2008550147	56	19	75	52.2	19	19	9	47	14.1	66.3	78
148	E2008550148	50	19	69	48.3	19	18	9	46	13.8	62.1	73.06
149	E2008550149	59	19	78	54.6	19	19	9	47	14.1	68.7	80.82
150	E2008550150	41	19	60	42	18	19	8	45	13.5	55.5	65.29
151	E2008550151	55	19	74	51.8	18	18	8	44	13.2	65	76.47
152	E2008550152	41	19	60	42	18	18	8	44	13.2	55.2	64.94
153	E2008550153	54	19	73	51.1	19	18	8	45	13.5	64.6	76
154	E2008550154	46	19	65	45.2	19	18	9	46	13.8	59	69.41
155	E2008550155	48	18	66	46.2	19	18	9	46	13.8	60	70.59
156	E2008550156	50	19	69	48.3	18	19	8	45	13.5	61.8	72.71
157	E2008550157	52	18	70	49	19	19	9	47	14.1	63.1	74.24
158	E2008550158	53	18	71	49.7	19	19	9	47	14.1	63.8	75.06
159	E2008550159	44	18	62	43.4	18	19	9	46	13.8	57.2	67.29
160	E2008550160	49	19	68	47.6	19	18	8	45	13.5	61.1	71.88
161	E2008550161	50	19	69	48.3	19	18	9	46	13.8	62.1	73.06
162	E2008550162	53	19	72	50.4	18	19	8	45	13.5	63.9	75.18
163	E2008550163	-	19	19								
164	E2008550164	49	19	68	47.6	19	18	9	46	13.8	61.4	72.24



S.NO	Student Name	External Marks (A)	Internal Marks (B) Class Test/ Unit Test Sessional Test	Total Direct Assessment (A+B)=C 100	70 % of C =(D) 70	Indirect Assessment			Total of Indirect Assessment (E) 50	30 % of E =(F) 15	Total Assessment (D+F)=G 85	Percentage of Marks out of 85 G*100/85
						Assignment 20	Attendance 20	Behaviour / Attitude 10				
165	E2008550165	52	19	71	49.7	19	18	8	45	13.5	63.2	74.35
166	E2008550166	48	19	67	46.9	19	18	9	46	13.8	60.7	71.41
167	E2008550167	54	19	73	51.1	18	18	8	44	13.2	64.3	75.65
168	E2008550168	53	19	72	50.4	18	19	9	46	13.8	64.2	75.83
169	E2008550169	34	19	63	37.1	19	18	9	46	13.8	50.9	59.88
170	E2008550170	38	19	57	39.9	19	18	8	45	13.5	53.4	62.82
171	E2008550171	52	19	71	49.7	18	19	8	45	13.5	63.2	74.35
172	E2008550172	48	18	67	46.9	18	18	9	45	13.5	60.4	71.06
173	E2008550173	36	19	55	38.5	18	19	9	46	13.8	52.3	61.53
174	E2008550174	39	19	58	40.6	19	18	9	46	13.8	54.4	64
175	E2008550175	56	19	75	52.5	19	18	8	45	13.5	66	77.65
176	E2008550176	49	19	68	47.6	19	19	8	46	13.8	61.4	72.24
177	E2008550177	47	18	65	45.5	19	19	9	47	14.1	59.6	70.12
178	E2008550178	46	19	65	45.5	19	19	8	46	13.8	59.3	69.76
179	E2008550179	51	19	70	49	18	19	9	46	13.8	62.8	73.88
180	E2008550180	53	19	72	50.4	18	18	9	45	13.5	63.9	75.18
181	E2008550181	60	19	79	55.3	19	18	9	46	13.8	69.1	81.29
182	E2008550182	51	19	70	49	18	19	8	45	13.5	62.5	73.53
183	E2008550183	53	19	72	50.4	19	18	8	45	13.5	63.9	75.18
184	E2008550184	46	19	65	45.5	18	19	9	46	13.8	59.3	69.76
185	E2008550185	48	18	66	46.2	19	18	8	45	13.5	59.7	70.24
186	E2008550186	49	19	68	47.6	19	19	9	47	14.1	61.4	72.24
187	E2008550187	53	18	71	49.7	19	18	8	45	13.5	63.2	74.35
188	E2008550188	51	18	69	48.3	19	19	9	47	14.1	62.4	73.41



S.NO	Student Name	External Marks (A)	Internal Marks (B) Class Test/ Unit Test Sessional Test	Total Direct Assessment (A+B)=C 100	70 % of C =(D) 70	Indirect Assessment			Total of Indirect Assessment (E) 50	30 % of E =(F) 15	Total Assessment (D+F)=G 85	Percentage of Marks out of 85 G*100/85
						Assignment 20	Attendance 20	Behaviour / Attitude 10				
189	E2008550189	50	19	69	48.3	19	19	9	47	14.1	62.4	73.41
190	E2008550190	45	19	64	44.8	19	19	8	46	13.8	58.6	68.94
191	E2008550191	49	19	68	47.6	18	18	8	44	13.2	60.8	71.53
192	E2008550192	54	19	73	51.1	19	18	9	46	13.8	64.9	76.35
193	E2008550193	54	19	73	51.1	18	19	9	46	13.8	64.9	76.35
194	E2008550194	51	19	70	49	19	18	9	46	13.8	62.8	73.88
195	E2008550195	53	19	72	50.4	19	19	8	46	13.8	64.2	75.53
196	E2008550196	40	19	59	41.3	18	19	8	45	13.5	54.8	64.47



[Handwritten signature]

Methodology of Assessment

Growing up as a Learning

S.No	No. of Student (F)	Weightage	FxD
1	No. of Students getting marks equal to or more than 60% (194)	3	582
2	No. of Students equal to or more than 40 % but less than 60% (2)	2	4
3	Less than 40% (0)	1	0
	$\Sigma f = 196$		$\Sigma fx = 586$

Average of attainment of Course outcome = $586/196 = 2.98$

Scaling of Course outcome = $2.98 \times 100/3 = 99.66 \%$



SHRI RAM COLLEGE, MUZAFFARNAGAR

Name of Department Teacher Education

Session: 2019-20


Name of Programme: B.Ed-1st Year

Name of Course/ Subject *Growing Up as a Learner*
 Assessment of Students

S.NO	Student Name	External Marks (A)	Internal Marks (B) Class Test/ Unit Test Sessional Test	Total Direct Assessment (A+B)=C 100	70 % of C =(D) 70	Indirect Assessment			Total of Indirect Assessment (E) 50	30 % of E =(F) 15	Total Assessment (D+F)=G 85	Percentage of Marks $\frac{G \times 100}{100}$
						Assignment 20	Attendance 20	Behaviour / Attitude 10				
1	E2008550001	53	18	71	49.7	19	18	9	46	13.8	63.5	74.7
2	E2008550002	53	19	72	50.4	19	18	8	45	13.5	63.9	75.18
3	E2008550003	53	18	71	49.7	19	19	8	46	13.8	63.5	74.7
4	E2008550004	50	18	68	47.6	18	19	8	45	13.5	61.1	71.88
5	E2008550005	50	19	69	48.3	19	19	9	47	14.1	62.4	73.41
6	E2008550006	41	18	59	41.3	19	18	9	46	13.8	55.1	64.82
7	E2008550007	47	20	67	46.9	18	19	9	46	13.8	60.7	71.41
8	E2008550008	<i>Al</i>	<i>Al</i>	-	-	-	-	-	-	-	-	-
9	E2008550009	<i>Al</i>	<i>Al</i>	-	-	-	-	-	-	-	-	-
10	E2008550010	46	18	64	44.8	19	19	8	46	13.8	58.6	68.94
11	E2008550011	37	19	56	39.2	19	19	8	46	13.8	53.0	62.35
12	E2008550012	36	19	55	38.5	18	18	9	45	13.5	52.0	58.82
13	E2008550013	46	18	64	44.8	18	18	9	45	13.5	58.3	68.59
14	E2008550014	53	18	71	49.7	18	19	9	46	13.8	63.5	74.7
15	E2008550015	44	19	63	44.1	19	19	8	46	13.8	57.9	68.12
16	E2008550016	56	19	75	52.5	18	18	8	44	13.2	65.7	77.29
17	E2008550017	47	20	67	46.9	19	18	9	46	13.8	60.7	71.41
18	E2008550018	48	18	66	46.2	19	19	9	47	14.1	60.3	70.94
19	E2008550019	59	18	77	53.9	18	19	9	46	13.8	67.7	79.65
20	E2008550020	52	19	71	49.7	19	18	9	46	13.8	63.5	74.7



S.NO	Student Name	External Marks (A)	Internal Marks (B) Class Test/ Unit Test Sessional Test	Total Direct Assessment (A+B)=C 100	70 % of C =(D) 70	Indirect Assessment			Total of Indirect Assessment (E) 50	30 % of E =(F) 15	Total Assessment (D+F)=G 85	Percentage of Marks out of 85 G*100/85
						Assignment 20	Attendance 20	Behaviour / Attitude 10				
21	E2008550021	42	18	60	42	19	18	9	46	13.8	55.8	65.65
22	E2008550022	49	19	68	47.6	19	19	9	47	14.1	61.7	72.59
23	E2008550023	44	19	63	44.1	19	19	9	47	14.1	58.2	68.47
24	E2008550024	55	18	73	51.1	18	19	9	46	13.8	64.9	76.33
25	E2008550025	51	19	70	49	18	19	8	45	13.5	62.5	73.53
26	E2008550026	47	19	66	46.2	18	18	8	44	13.2	59.4	69.88
27	E2008550027	Ab	Ab	-								
28	E2008550028	60	19	79	55.3	19	18	9	46	13.8	69.1	81.29
29	E2008550029	46	19	65	45.5	19	18	8	45	13.5	59	69.41
30	E2008550030	53	18	71	49.7	19	19	9	47	14.1	63.8	75.06
31	E2008550031	47	19	66	46.2	18	19	9	46	13.8	60	70.59
32	E2008550032	48	20	68	47.6	18	19	9	46	13.8	61.4	72.24
33	E2008550033	52	19	71	49.7	19	19	8	46	13.8	63.5	74.71
34	E2008550034	55	19	74	51.8	18	19	8	46	13.8	65.6	77.18
35	E2008550035	49	19	68	47.6	19	19	9	47	14.1	61.7	72.59
36	E2008550036	44	19	63	44.1	19	19	9	47	14.1	58.2	68.47
37	E2008550037	47	18	65	45.5	19	19	8	46	13.8	59.5	70
38	E2008550038	49	18	67	46.9	18	19	8	45	13.5	60.4	71.06
39	E2008550039	56	19	75	52.5	18	18	9	45	13.5	66	77.65
40	E2008550040	39	19	58	40.6	18	18	9	45	13.5	57.1	63.65
41	E2008550041	55	18	73	51.1	18	18	9	45	13.5	64.6	76
42	E2008550042	53	19	72	50.4	19	19	9	47	14.1	64.5	75.88
43	E2008550043	50	19	69	48.3	19	19	8	46	13.8	62.1	73.06
44	E2008550044	53	19	72	50.4	19	19	8	46	13.8	64.2	75.53



S.NO	Student Name	External Marks (A)	Internal Marks (B) Class Test/ Unit Test Sessional Test	Total Direct Assessment (A+B)=C 100	70 % of C =(D) 70	Indirect Assessment			Total of Indirect Assessment (E) 50	30 % of E =(F) 15	Total Assessment (D+F)=G 85	Percentage of Marks out of 85 G*100/85
						Assignment 20	Attendance 20	Behaviour / Attitude 10				
45	E2008550045	53	19	72	50.4	18	19	9	46	13.8	64.2	75.53
46	E2008550046	44	19	63	44.1	19	18	9	46	13.8	57.9	68.12
47	E2008550047	45	19	64	44.8	19	19	9	47	14.1	58.9	69.29
48	E2008550048	55	19	74	51.8	19	19	8	46	13.8	64.8	76.24
49	E2008550049	56	19	75	52.5	19	18	8	45	13.5	66	77.65
50	E2008550050	48	19	67	46.9	19	19	8	46	13.8	60.7	71.06
51	E2008550051	54	19	71	49.7	18	18	9	45	13.5	63.5	74.71
52	E2008550052	55	18	73	51.1	18	19	9	46	13.8	64.9	76.35
53	E2008550053	55	19	74	51.8	18	19	9	46	13.8	65.6	77.18
54	E2008550054	48	19	67	46.9	19	18	9	46	13.8	60.7	71.41
55	E2008550055	61	19	80	56	19	18	8	45	13.5	69.5	81.76
56	E2008550056	46	19	65	45.5	18	19	8	45	13.5	59	69.41
57	E2008550057	54	18	72	50.4	19	18	8	45	13.5	63.9	75.18
58	E2008550058	49	19	68	47.6	19	18	9	46	13.8	61.4	72.24
59	E2008550059	57	19	76	53.2	18	18	9	45	13.5	66.7	78.47
60	E2008550060	50	19	69	48.3	19	19	9	47	14.1	62.4	73.41
61	E2008550061	57	19	76	53.2	19	18	9	46	13.8	67	78.82
62	E2008550062	61	18	79	55.2	19	18	8	45	13.5	65.7	77.29
63	E2008550063	52	19	71	49.7	18	19	8	45	13.5	63.2	74.35
64	E2008550064	54	19	73	51.1	18	19	9	46	13.8	64.9	76.35
65	E2008550065	49	18	67	46.9	18	19	9	46	13.8	60.7	71.41
66	E2008550066	50	19	69	48.3	19	18	8	45	13.5	61.8	72.71
67	E2008550067	47	19	66	46.2	19	18	8	45	13.5	59.7	70.24
68	E2008550068	37	19	56	39.2	19	19	9	47	14.1	53.3	62.71



S.NO	Student Name	External Marks (A)	Internal Marks (B) Class Test/ Unit Test Sessional Test	Total Direct Assessment (A+B)=C 100	70 % of C =(D) 70	Indirect Assessment			Total of Indirect Assessment (E) 50	30 % of E =(F) 15	Total Assessment (D+F)=G 85	Percentage of Marks out of 85 G*100/85
						Assignment 20	Attendance 20	Behaviour / Attitude 10				
69	E2008550069	53	19	72	50.4	19	18	8	45	13.5	63.9	75.18
70	E2008550070	53	19	72	50.4	19	19	8	46	13.8	64.2	75.53
71	E2008550071	40	19	59	41.3	19	19	8	46	13.8	55.1	64.82
72	E2008550072	43	19	62	43.4	18	18	9	45	13.5	56.9	66.94
73	E2008550073	43	19	62	43.4	19	19	9	47	14.1	57.5	67.65
74	E2008550074	50	19	69	48.3	19	19	9	47	14.1	62.4	73.41
75	E2008550075	58	19	77	53.9	18	19	9	46	13.8	67.7	79.65
76	E2008550076	44	19	63	44.1	18	18	9	45	13.5	57.6	67.76
77	E2008550077	46	19	65	45.5	19	19	9	47	14.1	59.6	70.12
78	E2008550078	44	19	63	44.1	18	19	9	46	13.8	57.9	68.12
79	E2008550079	49	19	68	47.6	19	19	9	47	14.1	61.7	72.59
80	E2008550080	47	19	66	46.2	19	19	9	47	14.1	60.3	70.94
81	E2008550081	50	19	69	48.3	18	19	8	45	13.5	61.8	72.71
82	E2008550082	53	19	72	50.4	19	18	8	45	13.5	63.9	75.18
83	E2008550083	51	19	70	49	19	19	8	46	13.8	62.8	73.88
84	E2008550084	50	19	69	48.3	18	19	9	46	13.8	62.1	73.06
85	E2008550085	42	19	61	42.7	18	19	9	46	13.8	56.5	66.47
86	E2008550086	53	19	72	50.4	19	18	9	46	13.8	64.2	75.53
87	E2008550087	43	19	62	43.4	19	19	9	47	14.1	57.5	67.65
88	E2008550088	52	20	72	50.4	19	19	9	47	14.1	64.5	75.88
89	E2008550089	52	19	71	49.7	18	19	8	45	13.5	63.2	74.35
90	E2008550090	41	19	60	42	18	19	9	45	13.5	55.8	65.65
91	E2008550091	44	19	63	44.1	19	18	9	46	13.8	57.6	67.76
92	E2008550092	39	18	57	39.9	18	19	9	45	13.5	53.7	63.18



S.NO	Student Name	External Marks (A)	Internal Marks (B) Class Test/ Unit Test Sessional Test	Total Direct Assessment (A+B)=C 100	70 % of C =(D) 70	Indirect Assessment			Total of Indirect Assessment (E) 50	30 % of E =(F) 15	Total Assessment (D+F)=G 85	Percentage of Marks out of 85 G*100/85
						Assignment 20	Attendance 20	Behaviour / Attitude 10				
93	E2008550093	49	18	67	46.9	19	19	9	47	14.1	61	71.76
94	E2008550094	52	19	71	49.7	18	19	9	46	13.8	63.5	74.71
95	E2008550095	59	19	78	54.6	19	19	8	46	13.8	68.4	80.47
96	E2008550096	51	18	69	48.3	19	18	8	45	13.5	61.8	72.70
97	E2008550097	50	18	68	47.6	18	18	9	45	13.5	61.1	71.88
98	E2008550098	47	19	68	47.6	19	19	9	47	14.1	61.7	72.59
99	E2008550099	42	19	61	42.7	18	19	8	45	13.5	56.2	66.12
100	E2008550100	61	19	78	54.6	19	19	9	47	14.1	60.7	71.41
101	E2008550101	51	19	70	49	18	18	8	44	13.2	62.2	73.18
102	E2008550102	53	18	71	49.7	19	18	9	46	13.8	63.5	74.71
103	E2008550103	45	18	63	44.1	18	19	8	45	13.5	57.6	67.76
104	E2008550104	54	19	73	51.1	18	19	9	46	13.8	64.9	76.35
105	E2008550105	51	18	69	48.3	18	19	9	46	13.8	62.1	73.06
106	E2008550106	49	19	68	47.6	19	19	9	47	14.1	61.7	72.59
107	E2008550107	44	18	62	43.4	19	18	9	46	13.8	57.2	67.29
108	E2008550108	50	19	69	48.3	18	19	9	46	13.8	62.1	73.06
109	E2008550109	55	19	74	51.8	19	19	9	47	14.1	65.9	77.53
110	E2008550110	58	20	78	54.6	18	18	9	45	13.5	68.1	80.12
111	E2008550111	47	18	65	45.5	19	18	9	46	13.8	59.3	69.76
112	E2008550112	51	18	69	48.3	19	18	9	46	13.8	62.1	73.06
113	E2008550113	53	18	71	49.7	19	19	9	47	14.1	58.8	69.18
114	E2008550114	60	18	78	54.6	19	19	8	46	13.8	68.4	80.47
115	E2008550115	Ab	Ab	-	-	-	-	-	-	-	-	-
116	E2008550116	55	19	74	51.8	19	18	9	46	13.8	65.6	77.18



S.NO	Student Name	External Marks (A)	Internal Marks (B) Class Test/ Unit Test Sessional Test	Total Direct Assessment (A+B)=C 100	70 % of C =(D) 70	Indirect Assessment			Total of Indirect Assessment (E) 50	30 % of E =(F) 15	Total Assessment (D+F)=G 85	Percentage of Marks out of 85 G*100/85
						Assignment 20	Attendance 20	Behaviour / Attitude 10				
117	E2008550117	57	19	76	53.2	19	19	9	47	14.1	67.3	79.18
118	E2008550118	54	18	70	49	18	19	9	46	13.8	62.8	73.88
119	E2008550119	55	19	74	51.8	18	19	9	46	13.8	65.6	77.18
120	E2008550120	48	19	67	46.9	18	18	8	44	13.2	60.1	70.71
121	E2008550121	49	19	68	47.6	19	19	9	47	14.1	61.7	72.59
122	E2008550122	53	19	72	50.4	18	19	9	46	13.8	64.2	75.53
123	E2008550123	49	19	68	47.6	19	18	9	46	13.8	61.4	72.24
124	E2008550124	52	18	70	49	18	18	9	45	13.5	62.5	73.53
125	E2008550125	57	19	76	53.2	18	18	8	44	13.2	66.4	78.12
126	E2008550126	54	19	71	49.7	19	19	9	47	14.1	63.8	75.06
127	E2008550127	50	19	69	48.3	19	19	9	47	14.1	62.4	73.41
128	E2008550128	51	19	70	49	19	19	9	47	14.1	63.1	74.24
129	E2008550129	56	19	75	52.5	18	19	9	46	13.8	66.3	78
130	E2008550130	47	19	66	46.2	18	19	9	46	13.8	60	70.59
131	E2008550131	48	19	67	46.9	18	19	9	46	13.8	60.7	71.41
132	E2008550132	52	19	71	46.7	19	18	8	45	13.5	60.2	70.82
133	E2008550133	52	19	71	46.7	19	18	9	46	13.8	60.5	71.18
134	E2008550134	48	19	67	46.9	19	18	9	46	13.8	60.7	71.41
135	E2008550135	46	19	65	45.5	19	19	9	47	14.1	59.6	70.12
136	E2008550136	52	19	71	49.7	18	18	8	44	13.2	62.9	74
137	E2008550137	56	19	75	52.5	19	19	9	47	14.1	66.6	78.35
138	E2008550138	55	19	74	46.9	18	18	9	46	13.5	60.4	71.06
139	E2008550139	48	19	67	46.9	19	19	9	47	14.1	61	71.76
140	E2008550140	52	19	71	54.6	18	19	9	46	13.8	68.4	80.47



S.NO	Student Name	External Marks (A)	Internal Marks (B) Class Test/ Unit Test Sessional Test	Total Direct Assessment (A+B)=C 100	70 % of C =(D) 70	Indirect Assessment			Total of Indirect Assessment (E) 50	30 % of E =(F) 15	Total Assessment (D+F)=G 85	Percentage of Marks out of 85 G*100/85
						Assignment 20	Attendance 20	Behaviour / Attitude 10				
141	E2008550141	51	18	69	48.3	19	19	9	47	14.2	62.4	73.41
142	E2008550142	Ab	Ab	-	-							
143	E2008550143	44	19	63	44.1	18	19	9	46	13.8	57.9	68.12
144	E2008550144	49	18	67	46.9	18	19	9	46	13.8	60.7	71.41
145	E2008550145	51	19	70	49	19	19	9	47	14.2	62.1	73.06
146	E2008550146	54	19	73	51.1	19	19	9	47	14.2	65.2	76.71
147	E2008550147	56	19	75	52.2	18	18	9	45	13.5	65.7	77.29
148	E2008550148	50	19	69	48.3	18	18	9	45	13.5	61.8	72.71
149	E2008550149	59	19	78	54.6	18	18	9	45	13.5	68.1	80.12
150	E2008550150	41	19	60	42	19	19	9	47	14.2	56.1	66
151	E2008550151	55	19	74	51.8	18	18	9	45	13.5	65.3	76.82
152	E2008550152	41	19	60	42	19	19	9	47	14.2	56.1	66
153	E2008550153	54	19	73	51.1	18	18	8	44	13.2	64.3	75.65
154	E2008550154	46	19	65	45.2	19	18	9	46	13.8	59.0	69.41
155	E2008550155	48	18	66	46.2	18	19	8	45	13.5	59.7	70.24
156	E2008550156	50	19	69	48.3	19	18	9	46	13.8	62.1	73.06
157	E2008550157	52	18	70	49	19	19	8	46	13.8	62.8	73.88
158	E2008550158	53	18	71	49.7	19	19	8	46	13.8	63.5	73.53
159	E2008550159	44	18	62	43.4	19	19	8	46	13.8	57.2	67.29
160	E2008550160	49	19	68	47.6	19	18	9	46	13.8	61.4	72.24
161	E2008550161	50	19	69	48.3	18	19	9	46	13.8	62.1	73.06
162	E2008550162	53	19	72	50.4	19	19	8	46	13.8	64.2	75.53
163	E2008550163	-	19	19		19	19	8				
164	E2008550164	49	19	68	47.6	18	19	9	46	13.8	61.4	72.24

S.NO	Student Name	External Marks (A)	Internal Marks (B) Class Test/ Unit Test Sessional Test	Total Direct Assessment (A+B)=C 100	70 % of C =(D) 70	Indirect Assessment			Total of Indirect Assessment (E) 50	30 % of E =(F) 15	Total Assessment (D+F)=G 85	Percentage of Marks out of 85 G*100/85
						Assignment 20	Attendance 20	Behaviour / Attitude 10				
165	E2008550165	52	19	71	49.7	18	18	9	45	13.5	63.2	74.35
166	E2008550166	40	19	67	46.9	19	19	9	47	14.1	61	71.76
167	E2008550167	54	19	73	51.1	18	19	9	46	13.8	64.9	76.35
168	E2008550168	53	19	72	50.4	19	18	9	46	13.8	64.2	75.53
169	E2008550169	34	19	53	37.1	18	18	8	44	13.2	50.3	59.18
170	E2008550170	38	19	57	39.9	14	19	8	46	13.8	53.7	63.18
171	E2008550171	52	19	71	49.7	18	18	9	45	13.5	63.2	74.35
172	E2008550172	40	18	66	46.9	19	19	9	47	14.1	61	71.76
173	E2008550173	36	19	55	38.5	19	19	9	47	14.1	52.6	61.88
174	E2008550174	39	19	58	40.6	18	18	9	45	13.5	54.1	63.65
175	E2008550175	56	19	75	52.5	19	19	9	47	14.1	66.6	78.35
176	E2008550176	49	19	68	47.6	18	18	9	45	13.5	61.1	71.88
177	E2008550177	47	18	65	45.5	19	18	9	46	13.8	54.3	69.76
178	E2008550178	46	19	65	45.5	19	18	9	46	13.8	60.3	70.94
179	E2008550179	51	19	70	49	19	19	8	46	13.8	62.8	73.88
180	E2008550180	53	19	72	50.4	19	19	8	46	13.8	64.2	75.53
181	E2008550181	60	19	79	55.3	19	19	9	47	14.1	69.4	81.65
182	E2008550182	51	19	70	49	18	18	8	44	13.2	62.2	73.18
183	E2008550183	53	19	72	50.4	18	19	8	45	13.5	63.9	75.18
184	E2008550184	46	19	65	45.5	18	18	8	44	13.2	58.7	69.06
185	E2008550185	40	18	66	46.2	19	18	9	47	14.1	60	70.59
186	E2008550186	49	19	68	47.6	18	19	9	46	13.8	61.4	72.24
187	E2008550187	53	18	71	49.7	19	19	9	47	14.1	63.8	75.06
188	E2008550188	51	18	69	48.3	19	19	9	46	13.8	62.4	73.41



S.NO	Student Name	External Marks (A)	Internal Marks (B) Class Test/ Unit Test Sessional Test	Total Direct Assessment (A+B)=C 100	70 % of C =(D) 70	Indirect Assessment			Total of Indirect Assessment (E) 50	30 % of E = (F) 15	Total Assessment (D+F)=G 85	Percentage of Marks out of 85 G*100/85
						Assignment 20	Attendance 20	Behaviour / Attitude 10				
189	E2008550189	50	19	69	48.3	19	19	9	47	14.1	62.4	73.41
190	E2008550190	45	19	64	44.8	18	18	9	45	13.5	58.3	68.59
191	E2008550191	49	19	68	47.6	19	19	8	46	13.8	61.4	72.24
192	E2008550192	54	19	73	51.1	19	18	9	46	13.8	64.9	76.35
193	E2008550193	54	19	73	51.1	19	18	9	46	13.8	64.9	76.35
194	E2008550194	51	19	70	49	18	18	9	45	13.5	62.5	73.53
195	E2008550195	53	19	72	50.4	19	18	9	48	14.4	64.8	76.24
196	E2008550196	40	19	59	41.3	19	19	9	47	14.1	55.4	65.18



Handwritten signature in green ink.

Methodology of Assessment

Teacher, Teaching & Technology

S.No	No. of Student (F)	Weightage	Fxw
1	No. of Students getting marks equal to or more than 60% (195)	3	585
2	No. of Students equal to or more than 40 % but less than 60% (1)	2	2
3	Less than 40% (0)	1	0
	$\Sigma f = 196$		$\Sigma fx = 587$

Average of attainment of Course outcome = $587/196 = 2.99$

Scaling of Course outcome = $2.99 \times 100/3 = 99.83 \%$



Handwritten signature in green ink.

SHRI RAM COLLEGE, MUZAFFARNAGAR


Name of Department Teacher Education

Session: 2019-20


Name of Programme: B.Ed-1st Year

Name of Course/ Subject Teacher, Teaching & Technology
 Assessment of Students

S.NO	Student Name	External Marks (A)	Internal Marks (B) Class Test/ Unit Test Sessional Test	Total Direct Assessment (A+B)=C 100	70 % of C =(D) 70	Indirect Assessment			Total of Indirect Assessment (E) 50	30 % of E =(F) 15	Total Assessment (D+F)=G 85	Percentage of Marks out of 85 G*100/85
						Assignment 20	Attendance 20	Behaviour / Attitude 10				
1	E2008550001	53	18	71	49.7	19	19	8	46	13.8	63.5	74.70
2	E2008550002	53	19	72	50.4	18	18	8	45	13.5	63.5	74.70
3	E2008550003	53	18	71	49.7	18	18	9	45	13.5	63.2	74.35
4	E2008550004	50	18	68	47.6	19	19	9	47	14.1	61.7	72.58
5	E2008550005	50	19	69	48.3	19	18	9	46	13.8	62.1	73.05
6	E2008550006	41	18	59	41.3	18	18	8	44	13.2	54.5	64.11
7	E2008550007	47	20	67	46.9	18	18	9	45	13.5	60.4	71.05
8	E2008550008	AB	AB									
9	E2008550009	AB	AB									
10	E2008550010	46	18	64	44.8	18	18	8	44	13.2	58	68.23
11	E2008550011	37	19	56	39.2	18	18	9	45	13.5	52.7	62
12	E2008550012	36	19	55	38.5	19	19	8	46	13.8	52.3	61.52
13	E2008550013	46	18	64	44.8	19	19	9	47	14.1	58.9	69.29
14	E2008550014	53	18	71	49.7	18	19	8	45	13.5	63.2	74.35
15	E2008550015	44	19	63	44.1	19	19	9	47	14.1	58.2	68.47
16	E2008550016	56	19	75	52.5	19	19	9	47	14.1	66.6	78.35
17	E2008550017	47	20	67	46.9	18	18	8	44	13.2	60.1	70.70
18	E2008550018	48	18	66	46.2	18	18	8	44	13.2	59.4	68.88
19	E2008550019	59	18	77	53.9	18	18	9	45	13.5	69.4	79.29
20	E2008550020	52	19	71	49.7	19	19	9	46	13.8	63.5	74.70




S.NO	Student Name	External Marks (A)	Internal Marks (B) Class Test/ Unit Test Sessional Test	Total Direct Assessment (A+B)=C 100	70 % of C =(D) 70	Indirect Assessment			Total of Indirect Assessment (E) 50	30 % of E =(F) 15	Total Assessment (D+F)=G 85	Percentage of Marks out of 85 G*100/85
						Assignment 20	Attendance 20	Behaviour / Attitude 10				
21	E2008550021	42	18	60	42	18	19	9	46	13.8	55.8	65.64
22	E2008550022	49	19	68	47.6	19	19	8	46	13.8	61.4	72.23
23	E2008550023	44	19	63	44.1	19	18	9	46	13.8	57.9	68.11
24	E2008550024	55	18	73	51.1	18	18	9	45	13.5	64.6	76
25	E2008550025	51	19	70	49	18	18	9	45	13.5	62.5	73.52
26	E2008550026	47	19	66	46.2	19	19	8	46	13.8	60	70.58
27	E2008550027	Ab	Ab	-	-	-	-	-	-	-	-	-
28	E2008550028	60	19	79	55.3	18	19	9	46	13.8	69.1	81.29
29	E2008550029	46	19	65	45.5	18	18	9	45	13.5	59	69.41
30	E2008550030	53	18	71	49.7	19	18	9	46	13.8	63.5	74.70
31	E2008550031	47	19	66	46.2	19	18	9	46	13.8	60	70.58
32	E2008550032	48	20	68	47.6	18	19	9	46	13.8	61.4	72.23
33	E2008550033	52	19	71	49.7	18	18	8	44	13.2	62.9	74
34	E2008550034	55	19	74	51.8	19	18	8	45	13.5	65.3	76.82
35	E2008550035	49	19	68	47.6	19	18	9	46	13.8	61.4	72.23
36	E2008550036	44	19	63	44.1	19	19	8	45	13.5	57.6	67.76
37	E2008550037	47	18	65	45.5	18	19	9	45	13.5	59	69.41
38	E2008550038	49	18	67	46.9	18	19	8	45	13.5	60.4	71.05
39	E2008550039	56	19	75	52.5	19	18	9	46	13.8	66.3	78
40	E2008550040	39	19	58	40.6	19	19	8	46	13.8	54.4	64
41	E2008550041	55	18	73	51.1	18	19	9	46	13.8	64.9	76.35
42	E2008550042	53	19	72	50.4	18	18	8	44	13.2	63.6	74.82
43	E2008550043	50	19	69	48.3	19	19	9	47	14.1	62.4	73.41
44	E2008550044	53	19	72	50.4	19	19	8	46	13.8	64.2	75.52



S.NO	Student Name	External Marks (A)	Internal Marks (B) Class Test/ Unit Test Sessional Test	Total Direct Assessment (A+B)=C 100	70 % of C =(D) 70	Indirect Assessment			Total of Indirect Assessment (E) 50	30 % of E =(F) 15	Total Assessment (D+F)=G 85	Percentage of Marks out of 85 G*100/85
						Assignment 20	Attendance 20	Behaviour / Attitude 10				
45	E2008550045	53	19	72	50.4	19	19	9	47	14.1	64.5	75.88
46	E2008550046	44	19	63	44.1	19	18	8	45	13.5	57.6	67.76
47	E2008550047	45	19	64	44.8	19	19	9	47	14.1	58.9	69.29
48	E2008550048	55	19	74	51.8	18	19	9	46	13.8	65.6	77.17
49	E2008550049	56	19	75	52.5	18	19	8	45	13.5	66	77.64
50	E2008550050	48	19	67	46.9	18	19	9	46	13.8	60.7	71.41
51	E2008550051	54	19	71	49.7	18	19	9	46	13.8	63.5	74.70
52	E2008550052	55	18	73	51.1	19	19	8	46	13.8	64.9	76.35
53	E2008550053	55	19	74	51.8	18	18	9	45	13.5	65.3	76.82
54	E2008550054	48	19	67	46.9	18	18	9	45	13.5	60.4	71.05
55	E2008550055	61	19	80	56	19	18	9	46	13.8	69.8	82.11
56	E2008550056	46	19	65	45.5	19	19	8	46	13.8	59.3	69.76
57	E2008550057	54	18	72	50.4	19	18	9	46	13.8	64.2	75.52
58	E2008550058	49	19	68	47.6	18	18	9	45	13.5	61.1	71.88
59	E2008550059	57	19	76	53.2	18	18	8	44	13.2	66.4	78.11
60	E2008550060	50	19	69	48.3	19	18	9	46	13.8	62.1	73.05
61	E2008550061	57	19	76	53.2	19	18	9	46	13.8	67	78.82
62	E2008550062	61	18	79	55.2	18	19	8	45	13.5	68.7	80.82
63	E2008550063	52	19	71	49.7	19	18	9	46	13.8	63.5	74.70
64	E2008550064	54	19	73	51.1	18	18	9	45	13.5	64.6	76
65	E2008550065	49	18	67	46.9	18	19	8	45	13.5	60.4	71.05
66	E2008550066	50	19	69	48.3	18	19	9	46	13.8	62.1	73.05
67	E2008550067	47	19	66	46.2	19	19	9	47	14.1	60.3	70.94
68	E2008550068	37	19	56	39.2	19	18	9	46	13.8	52.7	62




S.NO	Student Name	External Marks (A)	Internal Marks (B) Class Test/ Unit Test Sessional Test	Total Direct Assessment (A+B)=C 100	70 % of C =(D) 70	Indirect Assessment			Total of Indirect Assessment (E) 50	30 % of E =(F) 15	Total Assessment (D+F)=G 85	Percentage of Marks out of 85 G*100/85
						Assignment 20	Attendance 20	Behaviour / Attitude 10				
69	E2008550069	53	19	72	50.4	19	19	8	46	13.8	64.2	75.52
70	E2008550070	53	19	72	50.4	19	19	9	47	14.1	64.5	75.88
71	E2008550071	40	19	59	41.3	18	19	9	46	13.8	55.1	64.82
72	E2008550072	43	19	62	43.4	18	18	9	45	13.5	56.9	66.94
73	E2008550073	43	19	62	43.4	18	19	9	46	13.8	57.2	67.29
74	E2008550074	50	19	69	48.3	19	18	9	46	13.8	62.1	73.05
75	E2008550075	58	19	77	53.9	19	19	8	46	13.8	67.7	79.64
76	E2008550076	44	19	63	44.1	18	18	8	44	13.2	57.3	67.41
77	E2008550077	46	19	65	45.5	19	19	8	46	13.8	59.3	69.76
78	E2008550078	44	19	63	44.1	19	19	9	47	14.1	58.2	68.47
79	E2008550079	49	19	68	47.6	19	19	9	47	14.1	61.7	72.58
80	E2008550080	47	19	66	46.2	18	18	9	45	13.5	59.7	70.23
81	E2008550081	50	19	69	48.3	18	18	8	44	13.2	61.5	72.35
82	E2008550082	53	19	72	50.4	19	18	8	45	13.5	63.9	75.17
83	E2008550083	51	19	70	49	19	18	8	45	13.5	62.5	73.52
84	E2008550084	50	19	69	48.3	19	19	8	44	13.2	61.5	72.35
85	E2008550085	42	19	61	42.7	18	19	8	45	13.5	56.2	66.11
86	E2008550086	53	19	72	50.4	19	19	9	47	14.1	64.5	75.88
87	E2008550087	43	19	62	43.4	18	19	9	46	13.8	57.2	67.29
88	E2008550088	52	20	72	50.4	19	19	9	47	14.1	64.5	75.88
89	E2008550089	52	19	71	49.7	18	19	9	46	13.8	63.5	74.70
90	E2008550090	41	19	60	42	19	19	8	46	13.8	55.8	65.64
91	E2008550091	44	19	63	44.1	19	19	8	46	13.8	57.9	68.11
92	E2008550092	39	18	57	39.9	18	18	8	44	13.2	53.1	62.47



S.NO	Student Name	External Marks (A)	Internal Marks (B) Class Test/ Unit Test Sessional Test	Total Direct Assessment (A+B)=C 100	70 % of C =(D) 70	Indirect Assessment			Total of Indirect Assessment (E) 50	30 % of E =(F) 15	Total Assessment (D+F)=G 85	Percentage of Marks out of 85 G*100/85
						Assignment 20	Attendance 20	Behaviour / Attitude 10				
93	E2008550093	49	18	67	46.9	18	19	9	45	13.5	60.4	71.05
94	E2008550094	52	19	71	49.7	18	18	8	44	13.2	62.9	74
95	E2008550095	59	19	78	54.6	18	18	9	45	13.5	68.1	80.11
96	E2008550096	51	18	69	48.3	18	18	9	45	13.5	61.8	72.70
97	E2008550097	50	18	68	47.6	19	18	9	46	13.8	61.4	72.23
98	E2008550098	47	19	68	47.6	19	19	8	46	13.8	61.4	72.23
99	E2008550099	42	19	61	42.7	19	19	9	47	14.1	56.8	66.82
100	E2008550100	61	19	78	54.6	18	18	9	45	13.5	68.1	80.11
101	E2008550101	51	19	70	49	18	18	9	45	13.5	62.5	73.52
102	E2008550102	53	18	71	49.7	19	19	9	47	14.1	63.8	75.05
103	E2008550103	45	18	63	44.1	19	19	8	46	13.8	57.9	68.11
104	E2008550104	54	19	73	51.1	18	18	9	45	13.5	64.6	76
105	E2008550105	51	18	69	48.3	18	18	8	44	13.2	61.5	72.35
106	E2008550106	49	19	68	47.6	19	19	9	47	14.1	61.7	72.58
107	E2008550107	44	18	62	43.4	19	19	9	47	14.1	57.5	67.64
108	E2008550108	50	19	69	48.3	18	18	8	44	13.2	61.5	72.35
109	E2008550109	55	19	74	51.8	19	18	9	45	13.5	65.3	76.22
110	E2008550110	58	20	78	54.6	18	18	9	45	13.5	68.1	80.11
111	E2008550111	47	18	65	45.5	18	18	8	44	13.2	58.7	69.05
112	E2008550112	51	18	69	48.3	18	18	8	44	13.2	61.5	72.35
113	E2008550113	53	18	71	49.7	19	18	9	46	13.8	58.5	68.82
114	E2008550114	60	18	78	54.6	19	18	9	46	13.8	68.4	80.47
115	E2008550115	Ab	Ab			1						
116	E2008550116	55	19	74	51.8	19	19	8	46	13.8	65.6	77.17



S.NO	Student Name	External Marks (A)	Internal Marks (B) Class Test/ Unit Test Sessional Test	Total Direct Assessment (A+B)=C 100	70 % of C =(D) 70	Indirect Assessment			Total of Indirect Assessment (E) 50	30 % of E =(F) 15	Total Assessment (D+F)=G 85	Percentage of Marks out of 85 G*100/85
						Assignment 20	Attendance 20	Behaviour / Attitude 10				
117	E2008550117	57	19	76	53.2	19	18	8	45	13.5	66.7	78.47
118	E2008550118	54	18	70	49	19	19	9	47	14.1	63.1	74.23
119	E2008550119	55	19	74	51.8	18	18	8	44	13.2	65	76.47
120	E2008550120	48	19	67	46.9	18	18	9	45	13.5	60.4	71.05
121	E2008550121	49	19	68	47.6	18	18	9	45	13.5	61.1	71.88
122	E2008550122	53	19	72	50.4	18	19	9	46	13.8	64.2	75.52
123	E2008550123	49	19	68	47.6	19	19	9	47	14.1	61.7	72.58
124	E2008550124	52	18	70	49	18	18	9	45	13.5	62.5	73.52
125	E2008550125	57	19	76	53.2	18	18	9	45	13.5	66.7	78.47
126	E2008550126	54	19	71	49.7	18	18	9	45	13.5	63.2	74.35
127	E2008550127	50	19	69	48.3	19	19	8	46	13.8	62.1	73.05
128	E2008550128	51	19	70	49	19	19	9	47	14.1	63.1	74.23
129	E2008550129	56	19	75	52.5	18	18	9	45	13.5	66	77.64
130	E2008550130	47	19	66	46.2	18	19	8	45	13.5	59.7	70.23
131	E2008550131	48	19	67	46.9	19	19	8	46	13.8	60.7	71.41
132	E2008550132	52	19	71	46.7	19	19	8	46	13.8	60.5	71.17
133	E2008550133	52	19	71	46.7	19	18	9	46	13.8	60.5	71.17
134	E2008550134	48	19	67	46.9	18	19	9	46	13.8	60.7	71.41
135	E2008550135	46	19	65	45.5	18	18	8	44	13.2	58.7	69.05
136	E2008550136	52	19	71	49.7	19	19	9	47	14.1	63.8	75.05
137	E2008550137	56	19	75	52.5	18	18	9	45	13.5	66	77.64
138	E2008550138	55	19	74	46.9	19	18	9	46	13.8	60.7	71.41
139	E2008550139	48	19	67	46.9	18	18	8	44	13.2	60.1	70.70
140	E2008550140	52	19	71	54.6	18	18	9	45	13.8	68.4	80.47



S.NO	Student Name	External Marks (A)	Internal Marks (B) Class Test/ Unit Test Sessional Test	Total Direct Assessment (A+B)=C 100	70 % of C =(D) 70	Indirect Assessment			Total of Indirect Assessment (E) 50	30 % of E = (F) 15	Total Assessment (D+F)=G 85	Percentage of Marks out of 85 G*100/85
						Assignment 20	Attendance 20	Behaviour / Attitude 10				
141	E2008550141	51	18	69	48.3	19	19	8	46	13.8	62.1	73.05
142	E2008550142	Ab	Ab	-								
143	E2008550143	44	19	63	44.1	10	19	9	46	13.8	57.9	68.11
144	E2008550144	49	18	67	46.9	18	18	9	45	13.5	60.4	71.05
145	E2008550145	51	19	70	49	18	18	8	44	13.2	62.2	73.17
146	E2008550146	54	19	73	51.1	19	18	9	46	13.8	64.9	76.35
147	E2008550147	56	19	75	52.2	19	19	9	47	14.1	66.3	78
148	E2008550148	50	19	69	48.3	19	19	8	46	13.8	62.1	73.05
149	E2008550149	59	19	78	54.6	18	19	9	46	13.8	68.4	80.47
150	E2008550150	41	19	60	42	19	18	9	46	13.8	55.8	65.64
151	E2008550151	55	19	74	51.8	18	18	8	44	13.2	65	76.47
152	E2008550152	41	19	60	42	19	19	9	47	14.1	56.1	66
153	E2008550153	54	19	73	51.1	18	18	8	44	13.2	64.3	75.64
154	E2008550154	46	19	65	45.2	19	19	9	47	14.1	59.3	69.76
155	E2008550155	48	18	66	46.2	18	18	8	44	13.2	59.4	69.88
156	E2008550156	50	19	69	48.3	18	18	9	45	13.5	61.8	72.70
157	E2008550157	52	18	70	49	19	18	8	45	13.5	62.5	73.52
158	E2008550158	53	18	71	49.7	19	19	9	47	14.1	63.8	75.05
159	E2008550159	44	18	62	43.4	19	19	8	46	13.8	57.2	67.29
160	E2008550160	49	19	68	47.6	18	18	9	45	13.5	61.1	71.88
161	E2008550161	50	19	69	48.3	19	19	9	47	14.1	62.4	73.41
162	E2008550162	53	19	72	50.4	19	19	8	46	13.8	64.2	75.52
163	E2008550163	-	19	19			19	9				
164	E2008550164	49	19	68	47.6	18	18	9	45	13.5	61.1	71.88



S.NO	Student Name	External Marks (A)	Internal Marks (B) Class Test/ Unit Test Sessional Test	Total Direct Assessment (A+B)=C 100	70 % of C =(D) 70	Indirect Assessment			Total of Indirect Assessment (E) 50	30 % of E =(F) 15	Total Assessment (D+F)=G 85	Percentage of Marks out of 85 G*100/85
						Assignment 20	Attendance 20	Behaviour / Attitude 10				
165	E2008550165	52	19	71	49.7	10	19	9	46	13.8	63.5	74.70
166	E2008550166	48	19	67	46.9	10	18	8	44	13.2	60.1	70.70
167	E2008550167	54	19	73	51.1	19	19	9	47	14.1	65.2	76.70
168	E2008550168	53	19	72	50.4	19	19	8	46	13.8	64.2	75.52
169	E2008550169	34	19	53	37.1	10	19	8	45	13.5	50.6	59.52
170	E2008550170	38	19	57	39.9	10	19	8	45	13.5	53.4	62.82
171	E2008550171	52	19	71	49.7	19	18	9	46	13.8	63.5	74.70
172	E2008550172	48	18	66	46.9	19	18	9	46	13.8	60.7	71.41
173	E2008550173	36	19	55	38.5	19	19	9	47	14.1	52.6	61.88
174	E2008550174	39	19	58	40.6	10	19	8	45	13.5	54.1	63.64
175	E2008550175	56	19	75	52.5	10	19	8	45	13.5	66	77.64
176	E2008550176	49	19	68	47.6	19	18	9	46	13.8	61.4	72.23
177	E2008550177	47	18	65	45.5	19	18	9	46	13.8	59.3	69.76
178	E2008550178	46	19	65	45.5	19	19	9	47	14.1	59.6	70.11
179	E2008550179	51	19	70	49	10	19	9	46	13.8	62.8	73.88
180	E2008550180	53	19	72	50.4	10	18	9	45	13.5	63.9	75.17
181	E2008550181	60	19	79	55.3	10	19	8	45	13.5	68.8	80.95
182	E2008550182	51	19	70	49	19	18	8	45	13.5	62.5	73.52
183	E2008550183	53	19	72	50.4	19	19	9	47	14.1	64.5	75.88
184	E2008550184	46	19	65	45.5	19	18	8	45	13.5	59	69.41
185	E2008550185	48	18	66	46.2	10	18	8	44	13.2	59.4	69.88
186	E2008550186	49	19	68	47.6	19	19	9	47	14.1	61.7	72.58
187	E2008550187	53	18	71	49.7	19	19	8	46	13.8	63.5	74.70
188	E2008550188	51	18	69	48.3	10	18	9	45	13.2	61.5	72.35



S.NO	Student Name	External Marks (A)	Internal Marks (B) Class Test/ Unit Test Sessional Test	Total Direct Assessment (A+B)=C 100	70 % of C =(D) 70	Indirect Assessment			Total of Indirect Assessment (E) 50	30 % of E = (F) 15	Total Assessment (D+F)=G 85	Percentage of Marks out of 85 G*100/85
						Assignment 20	Attendance 20	Behaviour / Attitude 10				
189	E2008550189	50	19	69	48.3	19	18	8	45	13.5	61.8	72.70
190	E2008550190	45	19	64	44.8	18	19	9	46	13.8	58.6	68.94
191	E2008550191	49	19	68	47.6	18	19	8	45	13.5	61.1	71.88
192	E2008550192	54	19	73	51.1	19	19	9	47	14.1	65.2	76.70
193	E2008550193	54	19	73	51.1	19	18	8	45	13.5	64.6	76
194	E2008550194	51	19	70	49	19	19	8	46	13.8	62.8	73.88
195	E2008550195	53	19	72	50.4	19	18	8	45	13.5	63.9	75.17
196	E2008550196	40	19	59	41.3	18	18	9	45	13.5	54.8	64.47



Handwritten signature in green ink.

Methodology of Assessment
Pedagogy of School Subject-1

S.No	No. of Student (F)	Weightage	Fxn
1	No. of Students getting marks equal to or more than 60% (195)	3	585
2	No. of Students equal to or more than 40 % but less than 60% (1)	2	2
3	Less than 40% (0)	1	0
	$\Sigma f = 196$		$\Sigma fx = 587$

Average of attainment of Course outcome = $587/196 = 2.99$

Scaling of Course outcome = $2.99 \times 100/3 = 99.83 \%$



A handwritten signature in green ink, appearing to be "S.R.C." followed by a flourish.

SHRI RAM COLLEGE, MUZAFFARNAGAR

Name of Department Teacher Education

Session: 2019-20

Name of Programme: B.Ed-1st Year

Name of Course/ Subject ...

Assessment of Students

Pedagogy of School Subject - I


S.NO	Student Name	External Marks (A)	Internal Marks (B) Class Test/ Unit Test Sessional Test	Total Direct Assessment (A+B)=C 100	70 % of C =(D) 70	Indirect Assessment			Total of Indirect Assessment (E) 50	30 % of E =(F) 15	Total Assessment (D+F)=G 85	Percentage of Marks out of 85 G*100/85
						Assignment 20	Attendance 20	Behaviour / Attitude 10				
1	E2008550001	53	18	71	49.7	19	19	9	47	14.1	63.8	75.05
2	E2008550002	53	19	72	50.4	18	19	8	45	13.5	63.9	75.18
3	E2008550003	53	18	71	49.7	19	18	9	46	13.8	63.7	74.94
4	E2008550004	50	18	68	47.6	18	19	8	45	13.5	61.1	71.88
5	E2008550005	50	19	69	48.3	18	19	9	46	13.8	62.1	73.06
6	E2008550006	41	18	59	41.3	19	18	9	46	13.8	55.1	64.82
7	E2008550007	47	20	67	46.9	18	19	9	46	13.8	60.7	71.41
8	E2008550008	Ab	Ab									
9	E2008550009	Ab	Ab									
10	E2008550010	46	18	64	44.8	19	19	8	46	13.8	58.6	68.94
11	E2008550011	37	19	56	39.2	19	18	9	46	13.8	53	62.35
12	E2008550012	36	19	55	38.5	18	19	9	46	13.8	52.3	61.53
13	E2008550013	46	18	64	44.8	19	19	9	47	14.1	58.9	69.29
14	E2008550014	53	18	71	49.7	18	18	8	44	13.2	62.9	74
15	E2008550015	44	19	63	44.1	18	18	9	45	13.5	57.6	67.76
16	E2008550016	56	19	75	52.5	19	19	9	47	14.1	66.6	78.35
17	E2008550017	47	20	67	46.9	19	19	9	47	14.1	61	71.76
18	E2008550018	48	18	66	46.2	19	19	8	45	13.5	59.7	70.24
19	E2008550019	59	18	77	53.9	18	18	8	44	13.2	67.1	78.94
20	E2008550020	52	19	71	49.7	19	19	9	46	13.8	63.5	74.71



S.NO	Student Name	External Marks (A)	Internal Marks (B) Class Test/ Unit Test Sessional Test	Total Direct Assessment (A+B)=C 100	70 % of C =(D) 70	Indirect Assessment			Total of Indirect Assessment (E) 50	30 % of E = (F) 15	Total Assessment (D+F)=G 85	Percentage of Marks out of 85 G*100/85
						Assignment 20	Attendance 20	Behaviour / Attitude 10				
21	E2008550021	42	18	60	42	18	18	8	44	13.2	55.2	64.94
22	E2008550022	49	19	68	47.6	19	19	9	47	14.1	61.7	72.59
23	E2008550023	44	19	63	44.1	19	19	8	46	13.8	57.9	68.19
24	E2008550024	55	19	73	51.1	19	18	9	46	13.8	64.9	76.35
25	E2008550025	51	19	70	49	18	19	9	46	13.8	62.8	73.88
26	E2008550026	47	19	66	46.2	19	18	9	46	13.8	60	70.59
27	E2008550027	Ab										
28	E2008550028	60	19	79	55.3	18	18	8	44	13.2	68.5	80.59
29	E2008550029	46	19	65	45.5	19	19	8	46	13.8	59.3	69.76
30	E2008550030	53	18	71	49.7	19	19	9	47	14.1	63.8	75.06
31	E2008550031	47	19	66	46.2	19	18	9	46	13.8	60	70.59
32	E2008550032	48	20	68	47.6	18	19	9	46	13.8	61.4	72.24
33	E2008550033	52	19	71	49.7	19	18	8	46	13.8	63.5	74.71
34	E2008550034	55	19	74	51.8	19	19	9	46	13.8	65.9	77.53
35	E2008550035	49	19	68	47.6	19	19	9	47	14.1	61.7	72.59
36	E2008550036	44	19	63	44.1	18	19	8	47	14.1	57.6	67.76
37	E2008550037	47	18	65	45.5	19	18	9	45	13.5	59.3	69.76
38	E2008550038	49	18	67	46.9	19	19	9	46	13.8	61	71.76
39	E2008550039	56	19	75	52.5	19	18	9	47	14.1	66.3	78
40	E2008550040	39	19	58	40.6	19	19	8	46	13.8	54.4	64
41	E2008550041	55	18	73	51.1	19	18	9	46	13.8	64.6	76
42	E2008550042	53	19	72	50.4	18	19	9	46	13.8	64.2	75.53
43	E2008550043	50	19	69	48.3	18	19	9	46	13.8	62.1	73.06
44	E2008550044	53	19	72	50.4	19	19	9	46	13.8	64.2	75.53



S.NO	Student Name	External Marks (A)	Internal Marks (B) Class Test/ Unit Test Sessional Test	Total Direct Assessment (A+B)=C 100	70 % of C =(D) 70	Indirect Assessment			Total of Indirect Assessment (E) 50	30 % of E = (F) 15	Total Assessment (D+F)=G 85	Percentage of Marks out of 85 G*100/85
						Assignment 20	Attendance 20	Behaviour / Attitude 10				
45	E2008550045	53	19	72	50.4	19	18	8	45	13.5	63.9	75.18
46	E2008550046	44	19	63	44.1	18	19	9	46	13.8	57.9	68.12
47	E2008550047	45	19	64	44.8	19	19	9	47	14.1	58.9	69.29
48	E2008550048	55	19	74	51.8	18	18	9	45	13.5	65.3	76.84
49	E2008550049	56	19	75	52.5	19	18	9	46	13.8	66.3	78
50	E2008550050	48	19	67	46.9	19	19	8	46	13.8	60.7	71.41
51	E2008550051	54	19	73	49.7	19	19	8	46	13.8	63.5	74.71
52	E2008550052	55	18	73	51.1	19	18	9	46	13.8	64.9	76.35
53	E2008550053	55	19	74	51.8	19	18	9	45	13.8	65.6	77.18
54	E2008550054	48	19	67	46.9	18	18	9	46	13.5	60.4	71.06
55	E2008550055	61	19	80	56	19	18	8	46	13.8	69.8	82.12
56	E2008550056	46	19	65	45.5	18	19	9	46	13.8	65.3	81.53
57	E2008550057	54	18	72	50.4	18	19	9	46	13.8	64.2	75.53
58	E2008550058	49	19	68	47.6	18	19	9	47	13.8	61.4	72.24
59	E2008550059	57	19	76	53.2	19	19	9	45	14.1	67.3	79.18
60	E2008550060	50	19	69	48.3	19	18	8	47	13.5	61.8	72.79
61	E2008550061	57	19	76	53.2	19	19	9	45	14.1	67.3	79.18
62	E2008550062	61	18	79	55.2	19	18	8	44	13.5	68.7	80.82
63	E2008550063	52	19	71	49.7	18	18	8	45	13.2	62.9	74.
64	E2008550064	54	19	73	51.1	18	19	8	47	13.5	64.6	76
65	E2008550065	49	18	67	46.9	19	18	9	45	14.1	61	71.76
66	E2008550066	50	19	69	48.3	18	18	9	45	13.5	61.8	72.71
67	E2008550067	47	19	66	46.2	19	18	9	46	13.5	59.7	70.24
68	E2008550068	37	19	56	39.2	18	18	8	45	13.5	52.7	62



S.NO	Student Name	External Marks (A)	Internal Marks (B) Class Test/ Unit Test Sessional Test	Total Direct Assessment (A+B)=C 100	70 % of C =(D) 70	Indirect Assessment			Total of Indirect Assessment (E) 50	30 % of E = (F) 15	Total Assessment (D+F)=G 85	Percentage of Marks out of 85 G*100/85
						Assignment 20	Attendance 20	Behaviour / Attitude 10				
69	E2008550069	53	19	72	50.4	18	19	9	46	13.8	64.2	75.53
70	E2008550070	53	19	72	50.4	19	18	8	45	13.5	63.9	75.18
71	E2008550071	40	19	59	41.3	18	18	9	45	13.5	54.8	64.47
72	E2008550072	43	19	62	43.4	19	19	9	47	14.1	57.5	67.65
73	E2008550073	43	19	62	43.4	19	19	8	46	13.8	57.2	67.29
74	E2008550074	50	19	69	48.3	19	19	9	47	14.1	62.4	73.41
75	E2008550075	58	19	77	53.9	19	19	8	46	13.8	67.7	79.65
76	E2008550076	44	19	63	44.1	18	19	9	46	13.8	57.9	68.12
77	E2008550077	46	19	65	45.5	18	18	9	45	13.5	59	69.41
78	E2008550078	44	19	63	44.1	18	19	9	46	13.8	57.9	68.12
79	E2008550079	49	19	68	47.6	18	18	8	44	13.2	60.8	71.53
80	E2008550080	47	19	66	46.2	18	18	8	44	13.2	59.4	69.88
81	E2008550081	56	19	69	48.3	19	18	8	45	13.5	61.8	72.71
82	E2008550082	53	19	72	50.4	19	19	8	46	13.8	64.2	75.53
83	E2008550083	51	19	70	49	19	19	9	47	14.1	63.1	74.24
84	E2008550084	50	19	69	48.3	19	18	9	46	13.8	62.1	73.06
85	E2008550085	42	19	61	42.7	18	18	9	45	13.5	56.2	66.12
86	E2008550086	53	19	72	50.4	18	18	9	45	13.5	63.9	75.18
87	E2008550087	43	19	62	43.4	18	18	8	45	13.5	56.9	66.94
88	E2008550088	52	20	72	50.4	19	19	8	46	13.8	64.2	75.53
89	E2008550089	52	19	71	49.7	19	19	8	47	14.1	63.8	75.06
90	E2008550090	41	19	60	42	18	19	9	46	13.8	55.8	65.65
91	E2008550091	44	19	63	44.1	19	18	8	46	13.8	57.6	67.76
92	E2008550092	39	18	57	39.9	18	18	8	45	13.5	53.4	62.82



S.NO	Student Name	External Marks (A)	Internal Marks (B) Class Test/ Unit Test Sessional Test	Total Direct Assessment (A+B)=C 100	70 % of C =(D) 70	Indirect Assessment			Total of Indirect Assessment (E) 50	30 % of E = (F) 15	Total Assessment (D+F)=G 85	Percentage of Marks out of 85 G*100/85
						Assignment 20	Attendance 20	Behaviour / Attitude 10				
93	E2008550093	49	18	67	46.9	19	19	8	46	13.8	60.7	71.41
94	E2008550094	52	19	71	49.7	18	19	9	46	13.8	63.5	73.53
95	E2008550095	59	19	78	54.6	18	18	9	45	13.5	68.1	80.12
96	E2008550096	51	18	69	48.3	19	18	8	45	13.5	61.8	72.71
97	E2008550097	50	18	68	47.6	19	18	9	46	13.8	64.4	72.24
98	E2008550098	47	19	66	42.6	19	19	9	47	14.1	56.7	66.71
99	E2008550099	42	19	61	54.6	19	19	8	46	13.8	68.4	80.47
100	E2008550100	61	19	80	49	19	19	9	47	14.1	63.1	74.24
101	E2008550101	51	19	70	49.7	18	18	8	45	13.5	63.2	74.35
102	E2008550102	53	18	71	44.1	19	18	9	46	13.8	57.9	68.12
103	E2008550103	45	18	63	51.1	18	18	9	45	13.5	64.6	76
104	E2008550104	54	19	73	48.3	19	18	8	45	13.5	61.8	72.71
105	E2008550105	51	18	69	47.6	18	19	9	46	13.8	61.4	72.74
106	E2008550106	49	19	68	43.4	19	19	9	47	14.1	57.5	67.65
107	E2008550107	44	18	62	48.3	18	19	8	45	13.5	61.8	72.71
108	E2008550108	50	19	69	51.8	19	19	8	46	13.8	65.6	77.18
109	E2008550109	55	19	74	54.6	18	19	9	47	13.8	68.4	80.47
110	E2008550110	58	20	78	45.5	19	19	9	46	14.1	59.6	70.12
111	E2008550111	47	18	65	48.3	18	18	9	45	13.8	62.1	73.06
112	E2008550112	51	18	69	48.3	18	18	9	45	13.5	61.8	72.71
113	E2008550113	53	18	71	44.7	18	18	8	45	13.5	57.9	68.12
114	E2008550114	60	18	78	54.6	18	19	8	45	13.5	68.1	80.12
115	E2008550115	Ab-	Ab	-		19	18	8	46	13.8		
116	E2008550116	55	19	74	51.8	19	19	9	46	13.8	65.6	77.18



S.NO	Student Name	External Marks (A)	Internal Marks (B) Class Test/ Unit Test Sessional Test	Total Direct Assessment (A+B)=C 100	70 % of C =(D) 70	Indirect Assessment			Total of Indirect Assessment (E) 50	30 % of E = (F) 15	Total Assessment (D+F)=G 85	Percentage of Marks out of 85 G*100/85
						Assignment 20	Attendance 20	Behaviour / Attitude 10				
117	E2008550117	57	19	76	53.2	18	19	8	45	13.5	66.7	78.47
118	E2008550118	54	18	72	49	19	19	9	47	14.1	63.1	74.24
119	E2008550119	55	19	74	51.8	18	19	9	46	13.8	65.6	77.18
120	E2008550120	48	19	67	46.9	19	19	9	47	14.1	61	71.76
121	E2008550121	49	19	68	47.6	19	18	9	45	13.5	61.1	71.88
122	E2008550122	53	19	72	50.4	19	18	9	46	13.8	64.2	75.53
123	E2008550123	49	19	68	47.6	18	19	8	46	13.8	61.4	72.24
124	E2008550124	52	18	70	49	19	18	9	46	13.8	62.8	73.88
125	E2008550125	57	19	76	53.2	18	19	9	46	13.8	67	78.82
126	E2008550126	54	19	73	49.7	19	19	8	46	13.8	63.5	74.71
127	E2008550127	50	19	69	48.3	18	19	8	45	13.5	61.8	72.71
128	E2008550128	51	19	70	49	18	19	8	45	13.5	62.5	72.53
129	E2008550129	56	19	75	52.5	18	18	9	45	13.5	66	77.65
130	E2008550130	47	19	66	46.2	19	18	9	46	13.8	60	70.59
131	E2008550131	48	19	67	46.9	18	19	8	45	13.5	60.4	71.06
132	E2008550132	52	19	71	46.7	19	19	8	46	13.8	60.5	71.18
133	E2008550133	52	19	71	46.7	18	19	9	46	13.8	60.5	71.18
134	E2008550134	48	19	67	46.9	19	18	9	46	13.8	60.7	71.41
135	E2008550135	46	19	65	45.5	18	19	8	45	13.5	59	69.41
136	E2008550136	52	19	71	49.7	19	18	9	46	13.8	63.5	74.71
137	E2008550137	56	19	75	52.5	18	19	9	46	13.8	66.3	78
138	E2008550138	55	19	74	46.9	19	19	8	46	13.8	60.7	71.41
139	E2008550139	48	19	67	46.9	19	18	8	45	13.5	60.4	71.06
140	E2008550140	52	19	71	54.6	19	19	8	46	13.8	68.4	80.47



S.NO	Student Name	External Marks (A)	Internal Marks (B) Class Test/ Unit Test Sessional Test	Total Direct Assessment (A+B)=C 100	70 % of C =(D) 70	Indirect Assessment			Total of Indirect Assessment (E) 50	30 % of E =(F) 15	Total Assessment (D+F)=G 85	Percentage of Marks out of 85 G*100/85
						Assignment 20	Attendance 20	Behaviour / Attitude 10				
141	E2008550141	51	18	69	48.3	19	18	9	46	13.8	62.1	73.06
142	E2008550142	Ab	Ab	-		.						
143	E2008550143	44	19	63	44.1	18	19	9	46	13.8	57.9	68.12
144	E2008550144	49	18	67	46.9	19	19	8	46	13.8	60.7	71.41
145	E2008550145	51	19	70	49	18	19	9	46	13.8	62.8	73.88
146	E2008550146	54	19	73	51.1	19	18	8	46	13.8	64.9	76.35
147	E2008550147	56	19	75	52.2	19	19	9	47	14.1	66.3	78
148	E2008550148	50	19	69	48.3	19	18	9	46	14.8	62.1	73.06
149	E2008550149	59	19	78	54.6	19	19	9	47	14.1	68.7	80.82
150	E2008550150	41	19	60	42	18	19	8	45	13.5	55.5	65.29
151	E2008550151	55	19	74	51.8	18	18	8	44	13.2	65	76.47
152	E2008550152	41	19	60	42	18	18	8	44	13.2	55.2	64.94
153	E2008550153	54	19	73	51.1	19	18	8	45	13.5	64.6	76
154	E2008550154	46	19	65	45.2	19	18	9	46	13.8	59	69.41
155	E2008550155	48	18	66	46.2	19	18	9	46	13.8	60	70.59
156	E2008550156	50	19	69	48.3	18	19	8	45	13.5	61.8	72.71
157	E2008550157	52	18	70	49	19	19	9	47	14.1	63.1	74.28
158	E2008550158	53	18	71	49.7	19	19	9	47	14.1	63.8	75.06
159	E2008550159	44	18	62	43.4	18	19	9	46	13.8	57.2	67.28
160	E2008550160	49	19	68	47.6	19	18	8	45	13.5	61.1	71.88
161	E2008550161	50	19	69	48.3	19	18	9	46	13.8	62.1	73.06
162	E2008550162	53	19	72	50.4	18	19	8	45	13.5	63.9	75.18
163	E2008550163	-	19	19								
164	E2008550164	49	19	68	47.6	19	18	8	45	13.8	61.4	72.24



S.NO	Student Name	External Marks (A)	Internal Marks (B) Class Test/ Unit Test Sessional Test	Total Direct Assessment (A+B)=C 100	70 % of C =(D) 70	Indirect Assessment			Total of Indirect Assessment (E) 50	30 % of E = (F) 15	Total Assessment (D+F)=G 85	Percentage of Marks out of 85 G*100/85
						Assignment 20	Attendance 20	Behaviour / Attitude 10				
165	E2008550165	52	19	71	49.7	19	18	8	45	13.5	63.2	74.35
166	E2008550166	48	19	67	46.9	19	18	9	46	13.8	60.7	71.41
167	E2008550167	54	19	73	51.1	18	18	8	44	13.2	64.3	75.65
168	E2008550168	53	19	72	50.4	18	19	9	46	13.8	64.2	75.53
169	E2008550169	34	19	53	37.0	19	18	9	46	13.8	50.9	59.88
170	E2008550170	38	19	57	39.9	19	18	8	45	13.5	53.4	62.82
171	E2008550171	52	19	71	49.7	18	19	8	45	13.5	63.2	74.35
172	E2008550172	48	18	67	46.9	18	18	9	45	13.5	60.4	71.06
173	E2008550173	36	19	55	38.5	18	19	9	46	13.8	52.3	61.53
174	E2008550174	39	19	58	40.6	19	18	9	46	13.8	54.4	64
175	E2008550175	56	19	75	52.5	19	18	8	45	13.5	66	77.65
176	E2008550176	49	19	68	47.6	19	19	8	46	13.8	61.4	72.24
177	E2008550177	47	18	65	45.5	19	19	9	47	14.1	59.6	70.12
178	E2008550178	46	19	65	45.5	19	19	8	46	13.8	59.3	69.76
179	E2008550179	51	19	70	49	18	19	9	46	13.8	62.8	73.88
180	E2008550180	53	19	72	50.4	18	18	9	45	13.5	63.9	75.18
181	E2008550181	60	19	79	55.3	19	18	9	46	13.8	69.1	81.29
182	E2008550182	51	19	70	49	18	19	8	45	13.5	62.5	73.53
183	E2008550183	53	19	72	50.4	19	18	8	45	13.5	63.9	75.18
184	E2008550184	46	19	65	45.5	18	19	9	46	13.8	59.3	69.76
185	E2008550185	48	18	66	46.2	19	18	8	45	13.5	59.7	70.24
186	E2008550186	49	19	68	47.6	19	19	8	46	13.8	61.4	72.24
187	E2008550187	53	18	71	49.7	19	18	8	45	13.5	63.2	74.35
188	E2008550188	51	18	69	48.3	19	19	8	46	14.1	62.4	73.41



S.NO	Student Name	External Marks (A)	Internal Marks (B) Class Test/ Unit Test Sessional Test	Total Direct Assessment (A+B)=C 100	70 % of C =(D) 70	Indirect Assessment			Total of Indirect Assessment (E) 50	30 % of E = (F) 15	Total Assessment (D+F)=G 85	Percentage of Marks out of 85 G*100/85
						Assignment 20	Attendance 20	Behaviour / Attitude 10				
189	E2008550189	50	19	69	48.3	19	19	9	47	14.1	62.4	73.41
190	E2008550190	45	19	64	44.8	19	19	8	46	13.8	58.6	68.94
191	E2008550191	49	19	68	47.6	18	18	8	44	13.2	60.8	71.53
192	E2008550192	54	19	73	51.1	19	18	9	46	13.8	64.9	76.35
193	E2008550193	54	19	73	51.1	18	19	9	46	13.8	64.9	76.35
194	E2008550194	51	19	70	49	19	18	9	46	13.8	62.8	73.88
195	E2008550195	53	19	72	50.4	19	19	8	46	13.8	64.2	75.53
196	E2008550196	40	19	59	41.3	18	19	8	45	13.5	54.8	64.47



guz

Methodology of Assessment

Pedagogy of School Subject-2

S.No	No. of Student (F)	Weightage	Fxn
1	No. of Students getting marks equal to or more than 60% (195)	3	585
2	No. of Students equal to or more than 40 % but less than 60% (1)	2	2
3	Less than 40% (0)	1	0
	$\Sigma f = 196$		$\Sigma fx = 587$

Average of attainment of Course outcome = $587/196 = 2.99$

Scaling of Course outcome = $2.99 \times 100/3 = 99.83 \%$



Handwritten signature in green ink.

SHRI RAM COLLEGE, MUZAFFARNAGAR

Name of Department Teacher Education

Session: 2019-20

Name of Programme: B.Ed-1st Year

Name of Course/ Subject

Assessment of Students

Pedagogy of School Subject - II


S.NO	Student Name	External Marks (A)	Internal Marks (B) Class Test/ Unit Test Sessional Test	Total Direct Assessment (A+B)=C 100	70 % of C =(D) 70	Indirect Assessment			Total of Indirect Assessment (E) 50	30 % of E = (F) 15	Total Assessment (D+F)=G 85	Percentage of Marks out of 85 G*100/85
						Assignment 20	Attendance 20	Behaviour / Attitude 10				
1	E2008550001	53	18	71	49.7	18	18	9	45	13.5	63.2	74.35
2	E2008550002	53	19	72	50.4	19	18	8	45	13.5	63.9	75.17
3	E2008550003	53	18	71	49.7	20	18	8	46	13.8	63.5	74.70
4	E2008550004	50	18	68	47.6	19	17	9	45	13.5	61.1	71.88
5	E2008550005	50	19	69	48.3	18	19	9	46	13.8	62.1	73.05
6	E2008550006	50	18	68	47.6	20	18	8	46	13.8	61.4	72.23
7	E2008550007	47	20	67	46.9	20	17	8	45	13.5	60.4	71.05
8	E2008550008	Ab	Ab			19	19	9	47	14.1	14.1	16.58
9	E2008550009	Ab	Ab			18	18	9	45	13.5	13.5	15.88
10	E2008550010	46	18	64	44.8	18	17	7	42	12.6	57.4	67.52
11	E2008550011	37	19	56	39.2	18	19	8	45	13.5	52.7	62
12	E2008550012	36	19	55	38.5	19	18	9	46	13.8	52.3	61.52
13	E2008550013	36	18	64	44.8	19	17	9	45	13.5	58.3	68.58
14	E2008550014	53	18	71	49.7	18	18	9	45	13.5	63.2	74.35
15	E2008550015	44	19	63	44.1	18	18	8	44	13.2	57.3	67.41
16	E2008550016	56	19	75	52.5	19	19	9	47	14.1	66.6	78.35
17	E2008550017	47	20	67	46.9	20	19	9	47	14.1	61	71.76
18	E2008550018	48	18	66	46.2	19	17	8	45	13.5	59.7	70.23
19	E2008550019	59	18	77	58.9	20	18	8	46	13.8	72.7	85.52
20	E2008550020	52	19	71	49.7	18	19	9	45	13.5	63.5	74.70



S.NO	Student Name	External Marks (A)	Internal Marks (B) Class Test/ Unit Test Sessional Test	Total Direct Assessment (A+B)=C 100	70 % of C =(D) 70	Indirect Assessment			Total of Indirect Assessment (E) 50	30 % of E = (F) 15	Total Assessment (D+F)=G 85	Percentage of Marks out of 85 G*100/85
						Assignment 20	Attendance 20	Behaviour / Attitude 10				
21	E2008550021	42	18	60	42	19	17	8	44	13.2	55.2	64.94
22	E2008550022	49	19	68	47.6	18	18	9	45	13.5	61.1	71.88
23	E2008550023	44	19	63	44.1	18	19	9	46	13.8	57.9	68.11
24	E2008550024	55	18	73	51.1	19	17	9	45	13.5	64.6	76
25	E2008550025	51	19	70	49	20	18	8	46	13.8	62.8	73.88
26	E2008550026	47	19	66	46.2	18	19	8	45	13.5	59.7	70.23
27	E2008550027	Ab	Ab			19	17	9	45	13.5	13.5	15.88
28	E2008550028	60	19	79	55.3	19	18	8	45	13.5	68.8	80.94
29	E2008550029	46	19	65	45.5	20	19	8	47	14.1	59.6	70.11
30	E2008550030	53	18	71	49.7	18	19	8	45	13.5	63.2	74.35
31	E2008550031	47	19	66	46.2	19	17	9	45	13.5	59.7	70.23
32	E2008550032	48	20	68	47.6	20	18	9	47	14.1	61.7	72.58
33	E2008550033	52	19	71	49.7	19	18	9	46	13.8	63.5	74.70
34	E2008550034	55	19	74	51.8	19	17	9	45	13.5	65.3	76.82
35	E2008550035	49	19	68	47.6	18	19	8	45	13.5	61.1	71.88
36	E2008550036	44	19	63	44.1	20	16	8	44	13.2	57.3	67.41
37	E2008550037	47	18	65	45.5	18	17	8	43	12.9	58.4	68.70
38	E2008550038	49	18	67	46.9	19	18	8	45	13.5	60.4	71.05
39	E2008550039	56	19	75	52.5	20	19	9	48	14.4	66.9	78.70
40	E2008550040	39	19	58	40.6	18	17	8	43	12.9	53.5	62.94
41	E2008550041	55	18	73	51.1	18	19	8	45	13.5	64.6	76
42	E2008550042	53	19	72	50.4	20	18	9	47	14.1	64.5	75.88
43	E2008550043	50	19	69	48.3	19	18	8	45	13.5	61.8	72.70
44	E2008550044	53	19	72	50.4	18	17	9	44	13.2	63.6	74.82



S.NO	Student Name	External Marks (A)	Internal Marks (B) Class Test/ Unit Test Sessional Test	Total Direct Assessment (A+B)=C 100	70 % of C =(D) 70	Indirect Assessment			Total of Indirect Assessment (E) 50	30 % of E =(F) 15	Total Assessment (D+F)=G 85	Percentage of Marks out of 85 G*100/85
						Assignment 20	Attendance 20	Behaviour / Attitude 10				
45	E2008550045	53	19	72	50.4	18	17	8	43	12.9	63.3	74.47
46	E2008550046	44	19	63	44.1	19	18	9	46	13.8	57.9	68.11
47	E2008550047	45	19	64	44.8	20	17	9	46	13.8	58.6	68.94
48	E2008550048	55	19	74	51.8	20	18	8	46	13.8	65.6	77.17
49	E2008550049	56	19	75	52.5	18	19	8	45	13.5	66	77.64
50	E2008550050	48	19	67	46.9	19	17	8	44	13.2	60.1	70.70
51	E2008550051	54	19	71	49.7	19	17	9	45	13.5	63.2	74.35
52	E2008550052	55	18	73	51.1	19	18	9	46	13.8	64.9	76.35
53	E2008550053	55	19	74	51.8	18	18	9	45	13.5	65.3	76.82
54	E2008550054	48	19	67	46.9	19	19	8	46	13.8	60.7	71.41
55	E2008550055	61	19	80	56	20	19	9	48	14.4	70.4	82.82
56	E2008550056	46	19	65	45.5	20	19	9	48	14.4	59.9	70.47
57	E2008550057	54	18	72	50.4	19	18	8	45	13.5	63.9	75.17
58	E2008550058	49	19	68	47.6	18	18	8	44	13.2	60.8	71.52
59	E2008550059	57	19	76	53.2	18	17	9	44	13.2	66.4	78.11
60	E2008550060	50	19	69	48.3	19	19	9	47	14.1	62.4	73.41
61	E2008550061	57	19	76	53.2	20	19	8	47	14.1	67.3	79.17
62	E2008550062	61	18	79	55.3	20	18	8	46	13.8	69.1	81.29
63	E2008550063	52	19	71	49.7	18	17	8	43	12.9	62.6	73.64
64	E2008550064	54	19	73	51.1	19	18	9	46	13.8	64.9	76.35
65	E2008550065	49	18	67	46.9	20	18	9	47	14.1	61	71.76
66	E2008550066	50	19	69	48.3	20	19	9	48	14.4	62.7	73.76
67	E2008550067	47	19	66	46.2	18	19	8	45	13.5	59.7	70.23
68	E2008550068	37	19	56	39.2	19	17	8	44	13.2	52.4	61.64



S.NO	Student Name	External Marks (A)	Internal Marks (B) Class Test/ Unit Test Sessional Test	Total Direct Assessment (A+B)=C 100	70 % of C =(D) 70	Indirect Assessment			Total of Indirect Assessment (E) 50	30 % of E =(F) 15	Total Assessment (D+F)=G 85	Percentage of Marks out of 85 G*100/85
						Assignment 20	Attendance 20	Behaviour / Attitude 10				
69	E2008550069	53	19	72	50.4	20	17	8	45	13.5	63.9	75.17
70	E2008550070	53	19	72	50.4	19	18	9	46	13.8	64.2	75.52
71	E2008550071	40	19	59	41.3	18	19	8	45	13.5	54.8	64.47
72	E2008550072	43	19	62	43.4	18	19	9	46	13.8	57.2	67.29
73	E2008550073	43	19	62	43.4	20	17	8	45	13.5	56.9	66.94
74	E2008550074	50	19	69	48.4	19	18	9	46	13.8	62.2	73.17
75	E2008550075	58	19	77	53.9	19	19	8	46	13.8	67.7	79.64
76	E2008550076	44	19	63	44.1	19	17	9	45	13.5	57.6	67.76
77	E2008550077	46	19	65	45.5	18	19	9	46	13.8	59.3	69.76
78	E2008550078	44	19	63	44.1	18	19	9	46	13.8	57.9	68.11
79	E2008550079	49	19	68	47.6	18	18	8	44	13.2	60.8	71.52
80	E2008550080	47	19	66	46.2	20	17	9	46	13.8	60	70.58
81	E2008550081	50	19	69	48.3	18	17	8	43	12.9	61.2	72
82	E2008550082	53	19	72	50.4	20	18	8	46	13.8	64.2	75.52
83	E2008550083	51	19	70	49	19	19	8	46	13.8	62.8	73.88
84	E2008550084	50	19	69	48.3	19	19	9	47	14.1	62.4	73.41
85	E2008550085	42	19	61	42.7	19	19	9	47	14.1	56.8	66.82
86	E2008550086	53	19	72	50.4	19	18	8	45	13.5	63.9	75.17
87	E2008550087	43	19	62	43.4	18	18	9	45	13.5	56.9	66.94
88	E2008550088	52	19	72	50.4	18	18	8	44	13.2	62.6	74.82
89	E2008550089	52	19	71	49.4	18	18	9	45	13.5	62.9	74
90	E2008550090	41	19	60	42	18	19	8	46	13.5	55.5	65.29
91	E2008550091	44	19	63	44.1	18	19	9	46	13.8	57.9	68.11
92	E2008550092	39	18	57	39.9	18	19	8	46	13.5	53.4	62.82



S.NO	Student Name	External Marks (A)	Internal Marks (B) Class Test/ Unit Test Sessional Test	Total Direct Assessment (A+B)=C 100	70 % of C =(D) 70	Indirect Assessment			Total of Indirect Assessment (E) 50	30 % of E =(F) 15	Total Assessment (D+F)=G 85	Percentage of Marks out of 85 G*100/85
						Assignment 20	Attendance 20	Behaviour / Attitude 10				
93	E2008550093	49	18	67	46.9	19	17	8	44	13.2	60.1	70.70
94	E2008550094	52	19	71	49.7	18	18	9	45	13.5	63.2	74.35
95	E2008550095	59	19	78	54.6	18	19	9	46	13.8	68.4	80.47
96	E2008550096	51	18	69	48.3	19	17	8	44	13.2	61.5	72.35
97	E2008550097	50	18	68	47.6	19	17	9	45	13.5	61.1	71.88
98	E2008550098	47	19	68	47.6	18	18	8	44	13.2	60.8	71.52
99	E2008550099	42	19	61	42.7	18	19	9	46	13.8	56.5	66.47
100	E2008550100	61	19	78	54.6	19	19	8	46	13.8	68.4	80.47
101	E2008550101	51	19	70	49	19	19	8	46	13.8	62.8	73.88
102	E2008550102	53	18	71	49.7	18	18	9	45	13.5	63.2	74.35
103	E2008550103	45	18	63	44.1	19	17	8	44	13.2	57.3	67.41
104	E2008550104	54	19	73	51.1	18	18	9	45	13.5	64.6	76
105	E2008550105	51	18	69	48.3	18	19	9	46	13.8	62.1	73.05
106	E2008550106	49	19	68	47.6	19	17	8	44	13.2	60.8	71.52
107	E2008550107	44	18	62	43.4	20	17	9	46	13.8	57.2	67.29
108	E2008550108	50	19	69	48.3	19	19	8	46	13.8	62.1	73.05
109	E2008550109	55	19	74	51.8	18	19	9	46	13.8	65.6	77.17
110	E2008550110	58	20	78	54.6	18	19	8	45	13.5	68.1	80.11
111	E2008550111	47	18	65	45.5	19	19	9	47	14.1	59.6	70.11
112	E2008550112	51	18	69	48.3	19	17	8	44	13.2	61.5	72.35
113	E2008550113	53	18	71	49.7	18	17	9	44	13.2	62.9	74
114	E2008550114	60	18	78	54.6	19	17	8	44	13.2	67.8	79.76
115	E2008550115	Ab	Ab			18	18	9	45	13.5	63.5	75.8
116	E2008550116	55	19	74	51.8	18	17	8	43	12.9	64.7	76.11



S.NO	Student Name	External Marks (A)	Internal Marks (B) Class Test/ Unit Test Sessional Test	Total Direct Assessment (A+B)=C 100	70 % of C =(D) 70	Indirect Assessment			Total of Indirect Assessment (E) 50	30 % of E = (F) 15	Total Assessment (D+F)=G 85	Percentage of Marks out of 85 G*100/85
						Assignment 20	Attendance 20	Behaviour / Attitude 10				
117	E2008550117	57	19	76	53.2	18	17	9	44	13.2	66.4	78.11
118	E2008550118	54	18	70	49	20	18	8	46	13.8	62.8	73.88
119	E2008550119	55	19	74	51.8	19	19	9	47	14.1	65.9	77.52
120	E2008550120	48	19	67	46.9	18	19	8	45	13.5	60.4	71.05
121	E2008550121	49	19	68	47.6	19	19	9	47	14.1	61.7	72.58
122	E2008550122	53	19	72	50.4	19	17	8	44	13.2	63.6	74.82
123	E2008550123	49	19	68	47.6	18	18	9	45	13.5	61.1	71.88
124	E2008550124	52	18	70	49	19	19	9	47	14.1	63.1	74.23
125	E2008550125	57	19	76	53.2	20	19	9	48	14.4	67.6	79.52
126	E2008550126	54	19	71	49.7	18	17	8	43	12.9	62.6	73.64
127	E2008550127	50	19	69	48.3	20	18	8	46	13.8	62.1	73.05
128	E2008550128	51	19	70	49	19	19	9	47	14.1	63.1	74.23
129	E2008550129	56	19	75	52.3	20	19	9	48	14.4	66.7	78.47
130	E2008550130	47	19	66	46.2	20	17	8	45	13.5	59.7	70.23
131	E2008550131	48	19	67	46.9	20	18	9	47	14.1	61	71.76
132	E2008550132	52	19	71	49.7	19	19	8	46	13.8	63.5	74.70
133	E2008550133	52	19	71	49.7	18	18	9	45	13.5	63.5	74.70
134	E2008550134	48	19	67	46.9	19	18	8	45	13.5	60.4	71.05
135	E2008550135	46	19	65	45.5	19	19	9	47	14.1	59.6	70.11
136	E2008550136	52	19	71	49.7	19	19	9	47	14.1	63.8	75.05
137	E2008550137	56	19	75	52.5	18	17	8	43	12.9	65.4	76.94
138	E2008550138	55	19	74	51.8	18	18	9	45	13.5	65.3	76.82
139	E2008550139	48	19	67	46.9	19	19	8	46	13.8	60.7	71.41
140	E2008550140	52	19	71	54.6	19	19	8	46	13.8	68.4	80.47



S.NO	Student Name	External Marks (A)	Internal Marks (B) Class Test/ Unit Test Sessional Test	Total Direct Assessment (A+B)=C 100	70 % of C =(D) 70	Indirect Assessment			Total of Indirect Assessment (E) 50	30 % of E =(F) 15	Total Assessment (D+F)=G 85	Percentage of Marks out of 85 G*100/85
						Assignment 20	Attendance 20	Behaviour / Attitude 10				
141	E2008550141	51	18	69	48.3	19	17	9	45	13.5	61.8	72.70
142	E2008550142	Ab	Ab			18	18	8	44	13.2	57.6	67.76
143	E2008550143	44	19	63	44.1	18	18	9	45	13.5	57.6	67.76
144	E2008550144	49	18	67	46.9	18	17	8	43	12.9	59.8	70.35
145	E2008550145	51	19	70	49	19	19	9	47	14.1	63.1	74.23
146	E2008550146	54	19	73	51.1	19	19	8	46	13.8	64.9	76.35
147	E2008550147	56	19	75	52.5	18	19	9	46	13.8	66.3	78.00
148	E2008550148	50	19	69	48.3	19	19	8	46	13.8	62.1	73.00
149	E2008550149	59	19	78	54.6	20	17	9	46	13.8	68.4	80.47
150	E2008550150	41	19	60	42	18	18	8	44	13.2	55.2	64.94
151	E2008550151	55	19	74	51.8	19	19	9	47	14.1	65.9	77.52
152	E2008550152	41	19	60	42	20	19	8	47	14.1	56.1	66
153	E2008550153	54	19	74	51.1	19	19	9	47	14.1	65.2	76.70
154	E2008550154	46	19	60	45.5	18	19	9	46	13.8	59.3	69.76
155	E2008550155	48	18	66	46.2	18	17	9	44	13.2	59.4	69.88
156	E2008550156	50	19	69	48.3	18	18	8	44	13.2	61.5	72.35
157	E2008550157	52	18	70	49	19	19	9	47	14.1	63.1	74.23
158	E2008550158	53	18	71	49.7	20	19	9	48	14.4	64.1	75.41
159	E2008550159	44	19	62	43.4	19	17	8	44	13.2	56.6	66.58
160	E2008550160	49	19	68	47.6	20	18	8	46	13.8	61.4	72.23
161	E2008550161	50	19	69	48.3	18	19	9	46	13.8	62.1	73.05
162	E2008550162	53	19	72	50.4	19	19	9	47	14.1	64.5	75.88
163	E2008550163		19	19		20	17	9	46	13.8	13.8	13.8
164	E2008550164	49	19	68	47.6	18	18	9	45	13.5	61.1	71.88



S.NO	Student Name	External Marks (A)	Internal Marks (B) Class Test/ Unit Test Sessional Test	Total Direct Assessment (A+B)=C 100	70 % of C =(D) 70	Indirect Assessment			Total of Indirect Assessment (E) 50	30 % of E =(F) 15	Total Assessment (D+F)=G 85	Percentage of Marks out of 85 G*100/85
						Assignment 20	Attendance 20	Behaviour / Attitude 10				
165	E2008550165	52	19	71	49.7	18	17	8	43	12.9	62.6	73.64
166	E2008550166	48	19	67	46.9	19	18	9	46	13.8	60.7	71.41
167	E2008550167	54	19	73	51.1	18	19	8	45	13.5	64.6	76
168	E2008550168	53	19	72	50.4	19	17	9	45	13.5	63.9	75.17
169	E2008550169	34	19	53	37.1	20	18	9	47	14.1	51.2	60.23
170	E2008550170	38	19	57	39.9	20	18	9	47	14.1	54	63.52
171	E2008550171	52	19	71	49.7	18	18	9	45	13.5	63.2	74.35
172	E2008550172	48	18	67	46.9	18	17	9	44	13.2	60.1	70.70
173	E2008550173	36	19	55	38.5	19	18	9	46	13.8	52.3	61.52
174	E2008550174	39	19	58	40.6	19	19	8	46	13.8	54.4	64
175	E2008550175	56	19	75	52.5	20	19	9	48	14.4	66.9	78.70
176	E2008550176	49	19	68	47.6	18	18	9	45	13.5	61.1	71.88
177	E2008550177	47	18	65	45.5	19	17	9	45	13.5	59	69.41
178	E2008550178	46	19	65	45.5	20	18	8	46	13.8	59.3	69.76
179	E2008550179	51	19	70	49	18	19	9	46	13.8	62.8	73.88
180	E2008550180	53	19	72	50.4	19	19	9	47	14.1	64.5	75.88
181	E2008550181	60	19	79	55.3	19	19	8	46	13.8	69.1	81.29
182	E2008550182	51	19	70	49	18	18	8	44	13.2	62.2	73.17
183	E2008550183	53	19	72	50.4	20	17	9	46	13.8	64.2	75.52
184	E2008550184	46	19	65	45.5	18	18	8	44	13.2	58.7	69.05
185	E2008550185	48	18	66	46.2	19	17	9	45	13.5	59.7	70.23
186	E2008550186	49	19	68	47.6	20	19	9	48	14.4	62	72.94
187	E2008550187	53	18	71	49.7	18	19	9	46	13.8	63.5	74.70
188	E2008550188	51	18	69	48.3	18	19	8	45	13.5	61.8	72.70



S.NO	Student Name	External Marks (A)	Internal Marks (B) Class Test/ Unit Test Sessional Test	Total Direct Assessment (A+B)=C 100	70 % of C =(D) 70	Indirect Assessment			Total of Indirect Assessment (E) 50	30 % of E =(F) 15	Total Assessment (D+F)=G 85	Percentage of Marks out of 85 G*100/85
						Assignment 20	Attendance 20	Behaviour / Attitude 10				
189	E2008550189	50	19	69	48.3	18	17	8	43	12.9	61.2	72
190	E2008550190	45	19	64	44.8	19	18	9	46	13.8	58.6	68.94
191	E2008550191	49	19	68	47.6	20	19	8	47	14.1	61.7	72.58
192	E2008550192	54	19	73	51.1	19	19	9	47	14.1	65.2	76.70
193	E2008550193	54	19	73	51.1	19	20	8	47	14.1	65.2	76.70
194	E2008550194	51	19	70	49	18	17	9	44	13.2	62.2	73.64
195	E2008550195	53	19	72	50.4	19	18	9	46	13.8	64.2	75.52
196	E2008550196	40	19	59	41.3	20	18	9	47	14.1	55.4	65.17



Esh

Methodology of Assessment

Creating an Inclusive School

S.No	No. of Student (F)	Weightage	Fx _{wc}
1	No. of Students getting marks equal to or more than 60% (165)	3	495
2	No. of Students equal to or more than 40 % but less than 60% (1)	2	2
3	Less than 40% (0)	1	0
	$\Sigma f = 166$		$\Sigma fx = 497$

Average of attainment of Course outcome = $497/166 = 2.99$

Scaling of Course outcome = $2.99 \times 100/3 = 99.66 \%$



Handwritten signature in green ink.

SHRI RAM COLLEGE, MUZAFFARNAGAR

Name of Department Teacher Education

Session: 2018-20


Name of Programme: B.Ed-2nd Year

Name of Course/ Subject

Creating an Inclusive School

Assessment of Students

S.NO	Roll No.	Student Name	External Marks (A)	Internal Marks (B) Class Test/ Unit Test Sessional Test	Total Direct Assessment (A+B)=C 50	70 % of C =(D) 70	Indirect Assessment			Total of Indirect Assessment (E) 50	30 % of E =(F) 15	Total Assessment (D+F)=G 85	Percentage of Marks out of 85 G*100/85
							Assignment 20	Attendance 20	Behaviour Attitude 10				
1	1908550001	AASTHA SHARMA	32	10	42	29.4	18	17	8	43	12.9	42.3	49.76
2	1908550002	AKANSHA KATARIYA	31	10	41	28.7	16	18	7	41	12.3	41	48.23
3	1908550003	AKSHI LOHIA	21	9	30	21	17	18	8	43	12.9	33.9	39.88
4	1908550004	AKSHMIKA	29	10	39	27.3	18	19	8	45	13.5	40.8	48
5	1908550005	ALKA RANI	24	9	33	23.1	19	17	7	43	12.9	36	42.35
6	1908550006	AMIT KUMAR	22	9	31	21.7	16	18	8	42	12.6	34.3	40.35
7	1908550007	AMREEN	25	10	35	24.5	18	18	8	44	13.2	37.7	44.35
8	1908550008	ANIL KUMAR	24	9	33	23.1	19	18	9	46	13.8	36.9	43.41
9	1908550009	ANKIT KUMAR PAL	20	9	29	20.3	17	19	8	44	13.2	33.5	39.41
10	1908550010	ANSHUL VERMA	22	10	32	22.4	18	19	7	44	13.2	35.6	41.88
11	1908550011	ANUPAM SAINI	26	9	35	24.5	18	17	8	43	12.9	37.4	44
12	1908550012	ANURADHA	26	9	35	24.5	17	18	9	44	13.2	37.7	44.35
13	1908550013	ARCHIYA TYAGI	23	9	32	22.4	17	18	8	43	12.9	35.3	41.53
14	1908550014	ARTI SAINI	23	10	33	23.1	16	19	8	43	12.9	36	42.35
15	1908550015	ASIF ALI	22	10	32	22.4	18	17	8	44	13.2	35.6	41.88



S.NO	Roll No.	Student Name	External Marks (A)	Internal Marks (B) Class Test/ Unit Test Sessional Test	Total Direct Assessment (A+B)=C 400 50	70 % of C =(D) 70	Indirect Assessment			Total of Indirect Assessment (E) 50	30 % of E =(F) 15	Total Assessment (D+F)=G 85	Percentage of Marks out of 85 G*100/85
							Assignment 20	Attendance 20	Behaviour / Attitude 10				
16	1908550016	ASTHA SINGHAL	19	9	28	19.6	18	17	9	44	13.2	32.8	38.59
17	1908550017	AZARA ZAIDI	23	10	33	23.1	17	18	8	43	12.9	36	42.35
18	1908550018	BHAWANA VASHISHTHA	29	10	39	27.3	18	17	7	42	12.6	39.9	46.94
19	1908550019	CHETNA ARORA	29	10	39	27.3	19	17	8	44	13.2	40.5	47.65
20	1908550020	DIVYA SHARMA	25	10	35	24.5	18	17	7	42	12.6	37.1	43.65
21	1908550021	GARIMA	24	10	34	23.8	18	17	9	43	12.9	36.7	43.18
22	1908550022	HARSHITA GUPTA	27	9	36	25.2	17	18	8	43	12.9	38.1	44.82
23	1908550023	HIMANI RATHI	28	10	38	26.6	16	19	7	42	12.6	39.2	46.12
24	1908550024	HIMANSHU	25	9	34	23.8	18	17	9	44	13.2	37	43.53
25	1908550025	INDU RANI	26	10	36	25.2	17	19	8	44	13.2	38.4	45.17
26	1908550026	JYOTI	26	9	35	24.2	17	18	8	43	12.9	37.2	43.76
27	1908550027	JYOTI	30	9	39	27.3	19	18	7	44	13.2	40.5	47.65
28	1908550028	JYOTI RANI	29	10	39	27.3	18	17	8	43	12.9	40.2	47.29
29	1908550029	KAJAL RANI	30	9	39	27.3	19	17	7	43	12.9	40.2	47.29
30	1908550030	KAPIL KUMAR	22	9	31	21.7	18	16	9	43	12.9	34.6	40.70
31	1908550031	KARTIK KUMAR	30	9	39	27.3	17	19	8	44	13.2	40.5	47.65
32	1908550032	KM AARJU	25	10	35	24.2	18	17			12.6	36.8	43.29
33	1908550033	KM AARTI	21	10	31	21.7	19	17			13.5	35.2	41.41



S.NO	Roll No.	Student Name	External Marks (A)	Internal Marks (B) Class Test/ Unit Test Sessional Test	Total Direct Assessment (A+B)=C 100 50	70 % of C =(D) 70	Indirect Assessment			Total of Indirect Assessment (E) 50	30 % of E =(F) 15	Total Assessment (D+F)=G 85	Percentage of Marks out of 85 G*100/85
							Assignment 20	Attendance 20	Behaviour / Attitude 10				
34	1908550034	KM AKSHITA RATHI	28	9	37	25.9	19	17	9	45	13.5	39.4	46.35
35	1908550035	KM ALSABA BANO	26	9	35	24.5	18	17	8	43	12.9	37.4	44
36	1908550036	KM ANALI	12	9	21	14.7	18	18	7	43	12.9	27.6	32.47
37	1908550037	KM ANJALI GAUTAM	24	9	33	23.1	17	19	7	43	12.9	36	42.35
38	1908550038	KM ASHA RANI	21	9	30	21	19	17	8	44	13.2	34.2	40.23
39	1908550039	KM AYSHA CHOUHARY	24	9	33	23.1	17	18	7	42	12.6	35.7	42
40	1908550040	KM BHAWANA	18	9	27	18.9	18	17	8	43	12.9	31.8	37.41
41	1908550041	KM CHHAVI	28	9	37	25.9	19	17	8	44	13.2	39.1	46
42	1908550042	KM DEEPALI	23	10	33	23.1	18	17	7	42	12.6	35.7	42
43	1908550043	KM DIVYA JAIN	26	10	36	25.2	17	19	8	44	13.2	38.4	45.18
44	1908550044	KM DOLI	24	9	33	23.1	18	17	7	42	12.6	35.7	42
45	1908550045	KM HIMANSHI SHARMA	24	10	34	23.8	17	18	8	43	12.9	36.7	43.18
46	1908550046	KM ITI BANSAL	26	9	35	24.5	17	18	8	43	12.9	37.4	44
47	1908550047	KM JYOTI RANI	24	9	33	23.1	18	17	7	42	12.6	35.7	42
48	1908550048	KM MALTI	29	10	39	27.3	18	17	8	43	12.9	40.2	47.29
49	1908550050	KM MEENAKSHI	28	9	37	25.9	17	19	7	43	12.9	38.8	45.65
50	1908550051	KM MOMINA ANILUM	21	10	31	21.7	19	17			13.2	34.9	41.05
51	1908550052	KM MONI DEVI	21	9	30	21	18	17			13.2	34.2	40.23



S.NO	Roll No.	Student Name	External Marks (A)	Internal Marks (B) Class Test/ Unit Test Sessional Test	Total Direct Assessment (A+B)=C 100 50	70 % of C =(D) 70	Indirect Assessment			Total of Indirect Assessment (E) 50	30 % of E =(F) 15	Total Assessment (D+F)=G 85	Percentage of Marks out of 85 G*100/85
							Assignment 20	Attendance 20	Behaviour / Attitude 10				
52	1908550053	KM MONIKA	21	9	30	21	18	19	8	45	13.5	34.5	40.58
53	1908550054	KM NEHA	24	9	33	23.1	18	17	7	42	12.6	35.7	42
54	1908550055	KM NEHA PAL	29	9	38	26.6	17	19	7	43	12.9	39.5	46.47
55	1908550056	KM NIDHI	29	10	39	27.3	19	17	8	44	13.2	40.5	47.65
56	1908550057	KM NIDHI SHARMA	26	10	36	25.2	17	18	8	43	12.9	38.1	44.82
57	1908550058	KM POOJA	23	9	32	22.4	18	17	7	42	12.6	35	41.17
58	1908550059	KM POOJA DEVI	20	9	29	20.3	17	18	8	43	12.9	33.2	39.06
59	1908550060	KM POONAM RANI	18	9	27	18.9	18	17	7	42	12.6	31.5	37.06
60	1908550061	KM PRIYANKA	24	9	33	23.1	17	19	8	44	13.2	36.3	42.70
61	1908550062	KM RAKHI RANI	26	9	35	24.2	19	18	9	46	13.8	38	44.70
62	1908550063	KM REENA DEVI	24	9	33	23.1	18	17	8	43	12.9	36	42.35
63	1908550064	KM ROOMA	16	9	25	17.5	17	19	7	43	12.9	30.4	35.76
64	1908550065	KM RUBI RANI	24	9	33	23.1	17	18	7	42	12.6	35.7	42
65	1908550066	KM SANA	24	9	33	23.1	18	17	7	42	12.6	35.7	42
66	1908550067	KM SANTOSH KUMARI	21	9	30	21	17	18	8	43	12.9	33.9	39.88
67	1908550068	KM SEEMA	22	9	31	21.7	18	17	8	43	12.9	34.6	40.70
68	1908550069	KM SEVIKA	23	9	32	22.4	18	17	7	42	12.6	35	41.17
69	1908550070	KM SHABNAM	24	9	33	23.1	18	18	8	44	13.2	36.3	42.70



S.NO	Roll No.	Student Name	External Marks (A)	Internal Marks (B) Class Test/ Unit Test Sessional Test	Total Direct Assessment (A+B)=C 400 50	70 % of C =(D) 70	Indirect Assessment			Total of Indirect Assessment (E) 50	30 % of E = (F) 15	Total Assessment (D+F)=G 85	Percentage of Marks out of 85 G*100/85
							Assignment 20	Attendance 20	Behaviour / Attitude 10				
70	1908550071	KM SHILPA	27	10	37	25.9	18	17	8	43	12.9	38.8	45.64
71	1908550072	KM SHIVANGI SINGH	30	10	40	28	17	19	9	45	13.5	41.5	48.82
72	1908550073	KM SHIVANI	29	9	38	26.6	18	17	8	43	12.9	39.5	46.47
73	1908550074	KM SOLAT JAHAN	21	9	30	21	17	17	7	41	12.3	33.3	39.17
74	1908550076	KM SUJATA GAUTAM	27	9	36	25.2	16	19	7	42	12.6	37.8	44.47
75	1908550078	KM SWATI RANI	28	9	37	25.9	18	16	9	43	12.9	38.8	45.64
76	1908550079	KM TABASSUM	25	9	34	23.8	17	18	8	43	12.9	36.7	43.17
77	1908550080	KM YOGITA	24	9	33	23.1	17	19	7	43	12.9	36	42.35
78	1908550081	LAXMI RANI	29	9	38	26.6	18	17	7	42	12.6	39.2	46.12
79	1908550082	LUCKY	22	9	31	21.7	19	16	8	43	12.9	34.6	40.70
80	1908550084	MARIYAM ASIM	24	9	33	23.1	18	17	7	42	12.6	35.7	42
81	1908550085	MARIYAM ZAIDI	25	9	34	23.8	17	18	8	43	12.9	36.7	43.17
82	1908550086	MEENAKSHI SHARMA	25	10	35	24.5	18	17	8	43	12.9	37.4	44
83	1908550087	MINAKSHI RANA	23	10	33	23.1	17	18	8	43	12.9	36	42.35
84	1908550088	MOHD MAHRAJ	26	10	36	25.2	16	19	7	42	12.6	37.8	44.47
85	1908550089	MOHD NAZIM	26	9	35	24.5	19	18	7	44	13.2	37.7	44.35
86	1908550091	MUSKAAN	26	9	35	24.5	18	18	7	44	13.2	37.7	44.35
87	1908550092	NADEEM KHAN	23	9	32	22.4	17	18	7	42	12.6	35.6	41.88



S.NO	Roll No.	Student Name	External Marks (A)	Internal Marks (B) Class Test/ Unit Test Sessional Test	Total Direct Assessment (A+B)=C 40 50	70 % of C =(D) 70	Indirect Assessment			Total of Indirect Assessment (E) 50	30 % of E =(F) 15	Total Assessment (D+F)=G 85	Percentage of Marks out of 85 G*100/85
							Assignment 20	Attendance 20	Behaviour / Attitude 10				
88	1908550094	NAUREEN FATIMA	26	9	35	24.5	19	17	9	45	13.5	36	42.35
89	1908550095	NAUREEN SIDDIQUI	30	9	39	27.3	18	17	8	43	12.9	40.2	47.29
90	1908550096	NEERAJ KUMAR	21	9	30	21	17	18	8	43	12.9	33.9	39.88
91	1908550097	NEHA AGARWAL	-	9			17	18	9	44	13.2		
92	1908550098	NEHA BHARGAV	21	10	31	21.7	18	17	8	43	12.9	34.6	40.70
93	1908550099	NEHA SAROHA	23	10	33	23.1	18	16	8	42	12.6	35.7	42
94	1908550100	NEHA SHARMA	26	9	35	24.5	17	19	7	43	12.9	37.4	44
95	1908550101	NEHA VERMA	22	9	31	21.7	16	19	7	42	12.6	34.3	40.35
96	1908550102	NIDHI MITTAL	22	9	31	21.7	18	17	8	43	12.9	34.6	40.70
97	1908550103	NIDHI SHARMA	28	9	37	25.9	18	17	8	43	12.9	38.8	45.65
98	1908550104	PINKI RANI	24	10	34	23.8	17	19	7	43	12.9	36.7	43.17
99	1908550105	POONAM SHRIVASTAVA	33	10	43	30.1	18	16	8	42	12.6	42.7	50.23
100	1908550106	PRACHI SHARMA	23	9	32	22.4	17	18	9	44	13.2	35.6	41.88
101	1908550108	PRAKARTI SHARMA	18	8	26	18.2	18	17	8	43	12.9	31.1	36.58
102	1908550109	PRAVEEN KHATOON	23	9	32	22.4	17	18	7	42	12.6	35	41.17
103	1908550110	PREETI AGGARWAL	22	10	32	22.4	19	16	8	43	12.9	35.3	41.53
104	1908550111	PREETI RANI	25	9	34	23.8	18	18	7	43	12.9	36.7	43.17
105	1908550112	PRIYA	27	9	36	25.2	17	18	8	43	12.9	38.1	44.82



S.NO	Roll No.	Student Name	External Marks (A)	Internal Marks (B) Class Test/ Unit Test Sessional Test	Total Direct Assessment (A+B)=C 100 50	70 % of C =(D) 70	Indirect Assessment			Total of Indirect Assessment (E) 50	30 % of E = (F) 15	Total Assessment (D+F)=G 85	Percentage of Marks out of 85 G*100/85
							Assignment 20	Attendance 20	Behaviour / Attitude 10				
106	1908550113	PRIYA	21	9	30	21	19	16	9	44	13.2	34.2	40.23
107	1908550114	PRIYA BHARTI	21	9	30	21	18	17	8	43	12.9	33.9	39.88
108	1908550115	PRIYA SINGH	22	9	31	21.7	17	18	7	42	12.6	34.3	40.35
109	1908550116	PRIYA VERMA	24	9	33	23.1	18	18	8	44	13.2	36.3	42.70
110	1908550117	PRIYAM LATIYAN	24	9	33	23.1	17	18	7	42	12.6	35.7	42
111	1908550118	PRIYANKA KAMBOJ	29	9	38	26.6	18	17	8	43	12.9	39.5	46.47
112	1908550119	PRIYANSHU JAIN	26	9	35	24.5	17	18	8	43	12.9	37.4	44
113	1908550120	PUSHPENDRA KUMAR	26	10	36	25.2	18	17	7	42	12.6	37.8	44.47
114	1908550121	RADHIKA BHATNAGAR	29	10	39	27.3	17	18	8	43	12.9	40.2	47.29
115	1908550122	RADHIKA VERMA	24	9	33	23.1	18	16	8	42	12.6	35.7	42
116	1908550123	RAJAT GAUTAM	28	9	37	25.9	19	16	7	42	12.6	38.5	45.29
117	1908550124	RAJNI DEVI	26	9	35	24.5	16	19	7	42	12.6	37.1	43.64
118	1908550125	RASHMI SINGH	29	10	39	27.3	18	18	8	44	13.2	40.5	47.65
119	1908550126	REETA	24	9	33	23.1	17	19	7	43	12.9	36	42.35
120	1908550127	RENU	24	9	33	23.1	18	18	8	44	13.2	36.3	42.70
121	1908550128	RESHMA PARVEEN	23	10	33	23.1	18	17	7	42	12.6	35.7	42
122	1908550129	RITIKA DEOL	25	9	34	23.8	17	18	9	44	12.9	36.7	43.17
123	1908550130	RITU DEVI	21	9	30	21	18	17	7	42	12.6	33.6	39.53



S.NO	Roll No.	Student Name	External Marks (A)	Internal Marks (B) Class Test/ Unit Test Sessional Test	Total Direct Assessment (A+B)=C 100 50	70 % of C =(D) 70	Indirect Assessment			Total of Indirect Assessment (E) 50	30 % of E =(F) 15	Total Assessment (D+F)=G 85	Percentage of Marks out of 85 G*100/85
							Assignment 20	Attendance 20	Behaviour / Attitude 10				
124	1908550131	RIYA	23	9	32	22.4	18	19	9	46	13.8	36.2	42.58
125	1908550132	RIYA	27	9	36	25.2	17	18	8	43	12.9	38.1	44.82
126	1908550133	ROOPALI SINGHWAL	23	10	33	23.1	18	17	7	42	12.6	35.7	42
127	1908550134	ROSHAN JAHAN KHAN	26	10	36	25.2	17	16	8	41	12.3	37.5	44.11
128	1908550135	RUPA RANI	22	9	31	21.7	18	17	7	42	12.6	34.3	40.35
129	1908550136	SAKSHI TYAGI	23	9	32	22.4	18	17	8	43	12.9	35.3	41.53
130	1908550137	SAKSHI TYAGI	28	10	38	26.6	17	18	9	44	13.2	39.8	46.82
131	1908550138	SAMRAT KASHYAP	29	9	38	26.6	17	16	9	42	12.6	39.2	46.11
132	1908550139	SANDEEP SAINI	26	9	35	24.5	16	19	8	43	12.9	37.4	44
133	1908550140	SANDHYA	29	9	38	26.6	18	17	7	42	12.6	39.2	46.11
134	1908550141	SAVAN KUMAR	28	9	37	25.9	17	18	8	43	12.9	38.8	45.64
135	1908550142	SEEMA KATARIA	22	9	31	21.7	16	18	7	41	12.3	34	40
136	1908550143	SHADMA NAAZ	23	10	33	23.1	18	17	8	43	12.9	36	42.35
137	1908550144	SHANU	21	10	31	21.7	17	18	8	43	12.9	34.6	40.70
138	1908550145	SHEETAL RANI	20	10	30	21	19	16	8	43	12.9	33.9	39.88
139	1908550146	SHIKHA BALIYAN	24	10	34	23.8	18	17	8	43	12.9	36.7	43.17
140	1908550147	SHIKHA KALRA	29	9	38	26.6	17	18			12.6	39.2	46.12
141	1908550148	SHIVANI	27	9	36	25.2	19	17			13.2	38.4	45.17



S.NO	Roll No.	Student Name	External Marks (A)	Internal Marks (B) Class Test/ Unit Test Sessional Test	Total Direct Assessment (A+B)=C 100 50	70 % of C =(D) 70	Indirect Assessment			Total of Indirect Assessment (E) 50	30 % of E =(F) 15	Total Assessment (D+F)=G 85	Percentage of Marks out of 85 G*100/85
							Assignment 20	Attendance 20	Behaviour / Attitude 10				
142	1908550150	SHIVANI CHAUDHARY	28	9	37	25.9	18	17	8	43	12.9	38.8	45.64
143	1908550151	SHIVANI SHARMA	31	10	41	28.7	17	18	8	43	12.9	41.6	48.94
144	1908550152	SHREYA BHARDWAJ	25	9	34	23.8	17	18	7	42	12.6	36.4	42.82
145	1908550153	SHREYA GOEL	27	9	36	25.2	16	17	7	40	12	37.2	43.76
146	1908550154	SONALI	25	9	34	23.8	18	17	8	43	12.9	36.7	43.17
147	1908550155	SONAM CHAHAL	24	10	34	23.8	18	18	7	43	12.9	36.7	43.17
148	1908550156	SONIYA	25	9	34	23.8	17	18	8	43	12.9	36.7	43.17
149	1908550157	SONIYA	26	9	35	24.5	16	19	7	42	12.6	37.1	43.65
150	1908550158	SONIYA RANI	24	9	33	23.1	19	17	7	43	12.9	36	42.35
151	1908550159	SUDHEER KUMAR	-	-	-		16	18	8	42	12.6		
152	1908550160	SUNIL KUMAR	25	9	34	23.8	18	17	7	42	12.6	36.4	42.82
153	1908550161	SUPRITY DEVI	28	9	37	25.9	17	18	8	43	12.9	38.8	45.65
154	1908550162	SUSHMA	30	10	40	28	18	18	7	43	12.9	40.9	48.12
155	1908550163	SWATI TYAGI	30	9	39	27.3	17	19	8	44	13.2	40.5	47.65
156	1908550164	SWATI TYAGI	24	10	34	23.8	16	19	8	43	12.9	36.7	43.17
157	1908550165	UMANG MITTAL	23	9	32	22.4	18	17	9	44	13.2	35.6	41.88
158	1908550167	UPENDRA KUMAR	26	9	35	24.5	17	18	8	43	12.9	37.4	44
159	1908550168	VAIBHAV SHARMA	23	10	33	23.1	18	18	9	44	13.2	36.3	42.76



S.NO	Roll No.	Student Name	External Marks (A)	Internal Marks (B) Class Test/ Unit Test Sessional Test	Total Direct Assessment (A+B)=C 100 50	70 % of C =(D) 70	Indirect Assessment			Total of Indirect Assessment (E) 50	30 % of E =(F) 15	Total Assessment (D+F)=G 85	Percentage of Marks out of 85 G*100/85
							Assignment 20	Attendance 20	Behaviour / Attitude 10				
160	1908550169	VISHAL SAINI	27	10	37	25.9	18	16	9	43	12.9	38.8	45.65
161	1908550170	VIVEK KUMAR TAWAR	25	9	34	23.8	17	18	8	43	12.9	36.7	43.18
162	1908550171	VIVEK SAHARAWAT	23	10	33	23.1	16	19	8	43	12.9	36	42.35
163	1908550172	YASHI SHARMA	27	10	37	25.9	16	19	9	44	13.2	39.1	46
164	1908550173	YASHU SINGH	24	9	33	23.1	18	17	8	43	12.9	36	42.35
165	1908550174	ZEBA FARHEEN	24	9	33	23.1	17	18	9	44	13.2	36.3	42.70
166	1908550175	ZEBAJAMAAL	24	9	33	23.1	18	17	8	43	12.9	36	42.35



52

Methodology of Assessment

Gender, School and Society

S.No	No. of Student (F)	Weightage	F _x ƴ
1	No. of Students getting marks equal to or more than 60% (165)	3	495
2	No. of Students equal to or more than 40 % but less than 60% (1)	2	2
3	Less than 40% (0)	1	0
	$\Sigma f = 166$		$\Sigma f_x = 497$

Average of attainment of Course outcome = $497/166 = 2.99$

Scaling of Course outcome = $2.99 \times 100/3 = 99.66 \%$



[Handwritten signature]

SHRI RAM COLLEGE, MUZAFFARNAGAR

Name of Department Teacher Education

Session: 2018-20

Name of Programme: B.Ed-2nd Year

Name of Course/ Subject

Gender, School and Society

Assessment of Students

S.NO	Roll No.	Student Name	External Marks (A)	Internal Marks (B) Class Test/ Unit Test Sessional Test	Total Direct Assessment (A+B)=C 100 50	70 % of C =(D) 70	Indirect Assessment			Total of Indirect Assessment (E) 50	30 % of E =(F) 15	Total Assessment (D+F)=G 85	Percentage of Marks out of 85 G*100/85
							Assignment 20	Attendance 20	Behaviour / Attitude 10				
1	1908550001	AASTHA SHARMA	29	9	38	26.6	17	17	7	41	12.3	38.9	45.76
2	1908550002	AKANSH KATARIYA	29	9	38	26.6	18	17	8	43	12.9	39.5	46.47
3	1908550003	AKSHI LOHIA	19	9	28	19.6	18	18	8	44	13.2	33.2	39.06
4	1908550004	AKSHMIKA	23	9	32	22.4	17	18	8	43	12.9	35.3	41.53
5	1908550005	ALKA RANI	25	9	34	23.8	18	18	7	43	12.9	36.7	43.18
6	1908550006	AMIT KUMAR	27	9	36	25.2	17	17	8	42	12.6	37.8	44.47
7	1908550007	AMREEN	28	10	38	26.6	18	16	8	42	12.6	39.2	46.12
8	1908550008	ANIL KUMAR	22	9	31	21.7	18	17	7	42	12.6	34.3	40.35
9	1908550009	ANKIT KUMAR PAL	19	9	28	19.6	17	16	7	40	12	31.6	37.18
10	1908550010	ANSHUL VERMA	20	9	29	20.3	19	18	8	45	13.5	33.8	39.76
11	1908550011	ANUPAM SAINI	27	9	36	25.2	17	17	8	42	12.6	37.8	44.47
12	1908550012	ANURADHA	24	9	33	23.1	18	17	7	42	12.6	35.7	42
13	1908550013	ARCHI YAGI	26	9	35	24.2	17	18	7	42	12.6	36.8	43.29
14	1908550014	ARTI SAINI	24	9	33	23.1	17	17	7	41	12.3	35.4	41.64
15	1908550015	ASIF ALI	25	9	34	23.8	18	17	7	42	12.6	36.4	42.82



S.NO	Roll No.	Student Name	External Marks (A)	Internal Marks (B) Class Test/ Unit Test Sessional Test	Total Direct Assessment (A+B)=C 100 50	70 % of C =(D) 70	Indirect Assessment			Total of Indirect Assessment (E) 50	30 % of E =(F) 15	Total Assessment (D+F)=G 85	Percentage of Marks out of 85 G*100/85
							Assignment 20	Attendance 20	Behaviour / Attitude 10				
16	1908550016	ASTHA SINGHAL	28	9	37	25.9	17	18	7	42	12.6	38.5	45.29
17	1908550017	AZARA ZAIDI	20	9	29	20.3	18	17	8	43	12.9	33.2	39.06
18	1908550018	BHAWANA VASHISHTHA	25	10	35	24.2	18	17	8	43	12.9	37.1	43.65
19	1908550019	CHETNA ARORA	24	10	34	23.8	17	18	7	42	12.6	36.4	42.82
20	1908550020	DIVYA SHARMA	29	10	39	27.3	17	18	7	42	12.6	39.9	46.94
21	1908550021	GARIMA	21	10	31	21.7	17	17	8	42	12.6	34.3	40.35
22	1908550022	HARSHITA GUPTA	30	9	39	27.3	18	16	8	42	12.6	39.9	46.94
23	1908550023	HIMANI RATHI	25	10	35	24.2	17	17	7	41	12.3	36.5	42.94
24	1908550024	HIMANSHU	29	9	38	26.6	18	17	8	43	12.9	39.5	46.47
25	1908550025	INRANI RANI	21	9	30	21	18	18	7	43	12.9	33.9	39.88
26	1908550026	JYOTI	29	9	32	22.4	17	18	8	43	12.9	35.3	41.53
27	1908550027	JYOTI	29	9	38	26.6	18	17	7	42	12.6	39.2	46.11
28	1908550028	JYOTI RANI	29	9	38	26.6	17	18	7	42	12.6	39.2	46.11
29	1908550029	KAJAL RANI	29	9	38	26.6	17	18	8	43	12.9	39.5	46.47
30	1908550030	KAPIL KUMAR	25	9	34	23.8	17	18	8	43	12.9	36.7	46.70
31	1908550031	KARTIK KUMAR	26	9	35	24.2	17	17	8	42	12.6	36.8	46.82
32	1908550032	KM AARJU	26	9	35	24.2	18	18	7	43	12.9	37.1	43.64
33	1908550033	KM AARTI	23	9	32	22.4	17	18	8	43	12.6	35	41.18



S.NO	Roll No.	Student Name	External Marks (A)	Internal Marks (B) Class Test/ Unit Test Sessional Test	Total Direct Assessment (A+B)=C 100 50	70 % of C =(D) 70	Indirect Assessment			Total of Indirect Assessment (E) 50	30 % of E = (F) 15	Total Assessment (D+F)=G 85	Percentage of Marks out of 85 G*100/85
							Assignment 20	Attendance 20	Behaviour / Attitude 10				
34	1908550034	KM AKSHITA RATHI	25	10	35	24.2	18	18	7	43	12.9	37.1	43.65
35	1908550035	KM ALSABA BANO	23	9	32	22.4	17	17	8	42	12.6	33	38.82
36	1908550036	KM ANJALI	19	9	28	19.6	17	17	8	42	12.6	32.3	38
37	1908550037	KM ANJALI GAUTAM	24	9	33	23.1	17	17	7	41	12.3	33.4	39.29
38	1908550038	KM ASHA RANI	21	9	30	21	18	17	8	43	12.9	33.9	39.88
39	1908550039	KM AYSHA CHOUDHARY	24	9	33	23.1	18	18	8	44	13.2	36.3	42.79
40	1908550040	KM BHAWAN/	23	9	32	22.4	17	18	8	43	12.9	35.3	41.52
41	1908550041	KM CHHAVI	25	9	34	23.8	17	17	7	41	12.3	36.1	42.47
42	1908550042	KM DEEPALI	23	9	32	22.4	18	17	7	42	12.6	35	41.17
43	1908550043	KM DIVYA JAIN	25	9	34	23.8	18	17	8	43	12.9	36.7	43.17
44	1908550044	KM DOLI	24	9	33	23.1	17	18	8	43	12.9	36	42.35
45	1908550045	KM HIMANSHI SHARMA	22	10	32	22.4	17	18	7	42	12.6	35	41.18
46	1908550046	KM ITI BANSAL	23	9	32	22.4	17	17	7	41	12.3	34.7	40.82
47	1908550047	KM JYOTI RANI	20	8	28	19.6	18	17	7	42	12.6	32.2	37.88
48	1908550048	KM MALTI	27	10	37	25.9	18	18	8	44	13.2	39.1	46
49	1908550050	KM MEEENAKSHI	24	9	33	23.1	18	18	8	44	13.2	36.3	42.70
50	1908550051	KM MOMINA ANJUM	21	8	29	20.3	17	18	7	42	12.6	32.9	38.70
51	1908550052	KM MONI DEVI	24	9	33	23.1	17	17	8	42	12.6	35.7	42.24



S.NO	Roll No.	Student Name	External Marks (A)	Internal Marks (B) Class Test/ Unit Test Sessional Test	Total Direct Assessment (A+B)=C 100 50	70 % of C =(D) 70	Indirect Assessment			Total of Indirect Assessment (E) 50	30 % of E =(F) 15	Total Assessment (D+F)=G 85	Percentage of Marks out of 85 G*100/85
							Assignment 20	Attendance 20	Behaviour / Attitude 10				
52	1908550053	KM MONIKA	20	9	29	20.3	17	17	7	41	12.3	32.6	38.35
53	1908550054	KM NEHA	23	9	32	22.4	17	18	8	43	12.9	35.3	41.53
54	1908550055	KM NEHA PAL	24	9	33	23.1	17	18	8	43	12.9	36	42.35
55	1908550056	KM NIDHI	25	9	34	23.8	18	19	7	44	13.2	37	43.53
56	1908550057	KM NIDHI SHARMA	25	10	35	24.2	18	17	7	41	12.3	36.5	42.94
57	1908550058	KM POOJA	24	9	33	23.1	17	18	7	44	13.2	36.3	42.70
58	1908550059	KM POOJA DEVI	20	9	29	20.3	18	18	8	44	13.2	33.5	39.41
59	1908550060	KM POONAM RANI	13	9	22	15.4	18	17	8	43	12.9	28.3	33.29
60	1908550061	KM PRIYANKA	25	9	34	23.8	17	17	7	41	12.3	36.1	42.47
61	1908550062	KM RAKHI RANI	27	9	36	25.2	16	16	8	40	12	37.2	43.76
62	1908550063	KM REENA DEVI	25	9	34	23.8	18	16	8	42	12.6	36.4	42.82
63	1908550064	KM ROOMA	18	9	27	18.9	17	17	8	42	12.6	31.5	37.05
64	1908550065	KM RUBI RANI	20	9	29	20.3	18	18	7	43	12.9	33.2	39.06
65	1908550066	KM SANA	24	8	32	22.4	17	18	7	42	12.6	35	41.18
66	1908550067	KM SANTOSH KUMARI	23	8	31	21.7	17	19	8	44	13.2	34.9	41.06
67	1908550068	KM SEEMA	20	8	28	19.6	18	18	8	44	13.2	32.8	38.59
68	1908550069	KM SEVIKA	22	8	30	21	18	17	7	42	12.6	33.6	39.53
69	1908550070	KM SHABNAM	24	8	32	22.4	19	16	7	42	12.6	35	41.18



S.NO	Roll No.	Student Name	External Marks (A)	Internal Marks (B) Class Test/ Unit Test Sessional Test	Total Direct Assessment (A+B)=C 100 50	70 % of C =(D) 70	Indirect Assessment			Total of Indirect Assessment (E) 50	30 % of E =(F) 15	Total Assessment (D+F)=G 85	Percentage of Marks out of 85 G*100/85
							Assignment 20	Attendance 20	Behaviour / Attitude 10				
70	1908550071	KM SHILPA	25	9	34	23.8	17	17	7	41	12.3	36.1	42.47
71	1908550072	KM SHIVANGI SINGH	26	9	35	24.2	17	18	8	43	12.9	37.1	43.65
72	1908550073	KM SHIVANI	28	8	36	25.2	18	18	8	44	13.2	38.4	45.18
73	1908550074	KM SOLAT JAHAN	21	9	30	21	18	17	8	43	12.9	33.9	39.88
74	1908550076	KM SUJATA GAUTAM	23	9	32	22.4	17	17	7	41	12.3	34.7	40.82
75	1908550078	KM SWATI RANI	24	8	32	22.4	16	16	7	39	11.7	34.1	40.11
76	1908550079	KM TABASSUM	22	9	31	21.7	17	17	7	41	12.3	34	40
77	1908550080	KM YOGITA	22	9	31	21.7	18	18	8	44	13.2	34.9	40.06
78	1908550081	LAXMI RANI	23	9	32	22.4	17	18	7	42	12.6	35	41.18
79	1908550082	LUCKY	23	9	32	22.4	18	17	7	42	12.6	35	41.18
80	1908550084	MARIYAM ASIM	23	8	31	21.7	18	18	7	43	12.9	34.6	40.70
81	1908550085	MARIYAM ZAIDI	24	9	33	23.1	17	18	8	43	12.9	36	42.35
82	1908550086	MEENAKSHI SHARMA	24	10	34	23.8	17	18	8	43	12.9	36.7	43.18
83	1908550087	MINAKSHI RANA	20	9	29	20.3	16	17	8	41	12.3	32.6	38.35
84	1908550088	MOHD MAHRAJ	23	10	33	23.1	18	17	7	42	12.6	35.7	42
85	1908550089	MOHD NAZIM	23	8	31	21.7	17	17	8	42	12.6	34.3	40.35
86	1908550091	MUSKAAN	23	9	32	22.4	17	17	8	42	12.6	35	41.18
87	1908550092	NADEEM KHAN	22	8	30	21	17	17	8	42	12.3	33.3	39.18




S.NO	Roll No.	Student Name	External Marks (A)	Internal Marks (B) Class Test/ Unit Test Sessional Test	Total Direct Assessment (A+B)=C 100 50	70 % of C =(D) 70	Indirect Assessment			Total of Indirect Assessment (E) 50	30 % of E = (F) 15	Total Assessment (D+F)=G 85	Percentage of Marks out of 85 G*100/85
							Assignment 20	Attendance 20	Behaviour / Attitude 10				
88	1908550094	NAUREEN FATIMA	25	9	34	23.8	17	18	7	42	12.6	36.4	42.82
89	1908550095	NAUREEN SIDDIQUI	26	9	35	24.2	17	18	7	42	12.6	36.8	43.29
90	1908550096	NEERAJ KUMAR	21	8	29	20.3	17	18	8	43	12.9	33.2	39.06
91	1908550097	NEHA AGARWAL	-	9			18	17	7	42	12.6	3	
92	1908550098	NEHA BHARGAV	23	9	32	22.4	18	17	8	43	12.9	35.3	41.52
93	1908550099	NEHA SAROHA	27	10	37	25.9	17	18	7	42	12.6	38.5	45.29
94	1908550100	NEHA SHARMA	23	10	33	23.1	18	17	7	42	12.6	35.7	42
95	1908550101	NEHA VERMA	19	9	28	19.6	19	18	8	45	13.5	33.1	38.94
96	1908550102	NIDHI MITTAL	24	9	33	23.1	17	18	7	42	12.6	35.7	42
97	1908550103	NIDHI SHARMA	25	10	35	24.2	18	17	7	42	12.6	36.8	43.29
98	1908550104	PINKI RANI	24	8	32	22.4	17	16	8	41	12.3	34.7	40.82
99	1908550105	POONAM SHRIVASTAVA	26	10	36	25.2	19	18	7	44	13.2	38.4	45.17
100	1908550106	PRACHI SHARMA	22	10	32	22.4	17	17	8	42	12.6	35	41.17
101	1908550108	PRAKARTI SHARMA	18	10	28	19.6	18	18	7	43	12.9	32.5	38.24
102	1908550109	PRAVEEN KHATOON	28	8	36	25.2	19	19	8	46	13.8	39	45.88
103	1908550110	PREETI AGGARWAL	22	10	32	22.4	18	18	7	43	12.9	35.5	41.53
104	1908550111	PREETI RANI	20	8	28	19.6	17	17	7	41	12.3	26.3	30.94
105	1908550112	PRIYA	26	9	35	24.2	18	17	7	42	12.6	36.8	43.29



S.NO	Roll No.	Student Name	External Marks (A)	Internal Marks (B) Class Test/ Unit Test Sessional Test	Total Direct Assessment (A+B)=C 40 50	70 % of C =(D) 70	Indirect Assessment			Total of Indirect Assessment (E) 50	30 % of E =(F) 15	Total Assessment (D+F)=G 85	Percentage of Marks out of 85 G*100/85
							Assignment 20	Attendance 20	Behaviour / Attitude 10				
106	1908550113	PRIYA	23	8	31	21.7	18	17	8	43	12.9	34.6	40.70
107	1908550114	PRIYA BHARTI	18	8	26	18.2	18	17	7	42	12.6	30.8	35.88
108	1908550115	PRIYA SINGH	23	9	32	22.4	17	17	7	41	12.3	34.7	40.82
109	1908550116	PRIYA VERMA	23	8	31	21.7	18	18	7	43	12.9	34.6	40.70
110	1908550117	PRIYAM LATIYAN	23	8	31	21.7	18	17	8	43	12.9	34.6	40.70
111	1908550118	PRIYANKA KAMBOJ	30	9	39	27.3	18	17	8	43	12.9	40.2	47.29
112	1908550119	PRIYANSHU JAIN	27	9	36	25.2	17	18	7	42	12.6	37.8	44.47
113	1908550120	PUSHPENDRA KUMAR	23	10	33	23.1	17	18	7	42	12.6	35.7	42
114	1903550121	RADHIKA BHATNAGAR	30	10	40	28	18	17	7	42	12.6	40.6	47.76
115	1908550122	RADHIKA VERMA	19	9	28	19.6	18	17	8	43	12.9	32.5	38.24
116	1908550123	RAJAT GAUTAM	23	8	31	21.7	17	18	8	43	12.9	34.6	40.70
117	1908550124	RAJNI DEVI	22	9	31	21.7	17	18	8	43	12.9	34.6	40.70
118	1908550125	RASHMI SINGH	27	10	37	25.9	17	18	7	42	12.6	38.2	44.94
119	1908550126	REETA	24	9	33	23.1	18	18	7	43	12.9	36	42.35
120	1908550127	RENU	21	8	29	20.3	18	18	8	44	13.2	33.5	39.41
121	1908550128	RESHMA PARVEEN	22	8	30	21	19	17	8	44	13.2	34.2	40.24
122	1908550129	RITIKA DEOL	23	8	31	21.7	18	19	7	44	13.2	34.9	41.05
123	1908550130	RITU DEVI	21	9	30	21	17	18	7	42	12.6	33.6	39.17



S.NO	Roll No.	Student Name	External Marks (A)	Internal Marks (B) Class Test/ Unit Test Sessional Test	Total Direct Assessment (A+B)=C 100 50	70 % of C =(D) 70	Indirect Assessment			Total of Indirect Assessment (E) 50	30 % of E =(F) 15	Total Assessment (D+F)=G 85	Percentage of Marks out of 85 G*100/85
							Assignment 20	Attendance 20	Behaviour / Attitude 10				
124	1908550131	RIYA	22	9	31	21.7	17	17	7	41	12.3	34	40
125	1908550132	RIYA	24	9	33	23.1	17	18	8	43	12.9	36	42.35
126	1908550133	ROOPALI SINGHWAL	23	9	32	22.4	18	18	8	44	13.2	35.6	41.88
127	1908550134	ROSHAN JAHAN KHAN	23	10	33	23.1	18	18	8	44	13.2	36.6	43.06
128	1908550135	RUPA RANI	21	8	29	20.3	18	17	8	43	12.9	33.2	39.06
129	1908550136	SAKSHI TYAGI	18	9	27	18.9	18	18	7	43	12.9	31.8	37.41
130	1908550137	SAKSHI TYAGI	24	9	33	23.1	17	17	7	41	12.3	35.6	41.88
131	1908550138	SAMRAT KASHYAP	21	8	29	20.3	17	18	7	42	12.6	32.9	38.70
132	1908550139	SANDEEP SAINI	21	8	29	20.3	17	18	7	42	12.6	32.9	38.70
133	1908550140	SANDHYA	17	8	25	17.5	17	17	8	42	12.6	30.1	35.41
134	1908550141	SAVAN KUMAR	23	9	32	22.4	17	17	8	42	12.6	35	41.18
135	1908550142	SEEMA KATARIA	24	9	33	23.1	16	18	7	41	12.3	35.4	41.65
136	1908550143	SHADMA NAAZ	25	8	33	23.1	18	18	8	44	13.2	36.3	42.70
137	1908550144	SHANU	28	10	38	26.6	18	17	8	43	12.9	39.5	46.47
138	1908550145	SHEETAL RANI	23	10	33	23.1	17	17	7	41	12.3	35.4	41.65
139	1908550146	SHIKHA BALIYAN	22	10	32	22.4	17	17	7	41	12.3	34.7	40.82
140	1908550147	SHIKHA KALRA	25	9	34	23.8	18	18	8	44	13.2	37	43.53
141	1908550148	SHIVANI	27	8	35	24.2	18	18	7	43	12.9	37.1	43.64



S.NO	Roll No.	Student Name	External Marks (A)	Internal Marks (B) Class Test/ Unit Test Sessional Test	Total Direct Assessment (A+B)=C 100 50	70 % of C =(D) 70	Indirect Assessment			Total of Indirect Assessment (E) 50	30 % of E =(F) 15	Total Assessment (D+F)=G 85	Percentage of Marks out of 85 G*100/85
							Assignment 20	Attendance 20	Behaviour / Attitude 10				
142	1908550150	SHIVANI CHAUDHARY	26	8	34	23.8	17	18	8	43	12.9	36.7	43.18
143	1908550151	SHIVANI SHARMA	29	10	39	27.3	17	18	7	42	12.6	39.9	46.94
144	1908550152	SHREYA BHARDWAJ	24	9	33	23.1	17	17	8	42	12.6	35.7	42
145	1908550153	SHREYA GOEL	28	8	36	25.2	17	17	7	41	12.3	37.5	44.11
146	1908550154	SONALI	25	8	33	23.1	18	18	8	44	13.2	36.3	42.70
147	1908550155	SONAM CHAHAL	24	10	34	23.8	18	18	7	43	12.9	36.7	43.17
148	1908550156	SONIYA	27	8	35	24.2	18	17	8	43	12.9	37.1	43.65
149	1908550157	SONIYA	28	9	37	25.9	18	18	7	43	12.9	38.8	45.65
150	1908550158	SONIYA RANI	19	9	28	19.6	17	18	8	43	12.9	32.5	38.24
151	1908550159	SUDHEER KUMAR	-	-									
152	1908550160	SUNIL KUMAR	25	9	34	23.8	17	17	8	42	12.6	36.4	42.82
153	1908550161	SUPRITY DEVI	25	8	33	23.1	17	17	7	41	12.3	35.4	41.65
154	1908550162	SUSHMA	27	9	36	25.2	18	18	8	44	13.2	38.4	45.18
155	1908550163	SWATI TYAGI	24	9	33	23.1	18	18	7	43	12.9	36	42.35
156	1908550164	SWATI TYAGI	29	8	37	25.9	18	17	7	42	12.6	38.5	45.29
157	1908550165	UMANG MITTAL	26	8	34	23.8	17	17	7	41	12.3	36.1	42.47
158	1908550167	UPENDRA KUMAR	30	9	39	27.3	17	17	7	41	12.3	39.6	46.59
159	1908550168	VAIBHAV SHARMA	22	9	31	21.7	18	17	7	42	12.6	34.3	40.35

S.NO	Roll No.	Student Name	External Marks (A)	Internal Marks (B) Class Test/ Unit Test Sessional Test	Total Direct Assessment (A+B)=C 100 50	70 % of C =(D) 70	Indirect Assessment			Total of Indirect Assessment (E) 50	30 % of E = (F) 15	Total Assessment (D+F)=G 85	Percentage of Marks out of 85 G*100/85
							Assignment 20	Attendance 20	Behaviour / Attitude 10				
160	1908550169	VISHAL SAINI	33	8	41	28.7	17	18	8	43	12.9	41.6	48.94
161	1908550170	VIVEK KUMAR TAWAR	30	8	38	26.6	18	17	7	42	12.6	39.2	46.11
162	1908550171	VIVEK SAHARAWAT	27	9	36	25.2	17	17	8	42	12.6	37.8	44.47
163	1908550172	YASHI SHARMA	28	10	38	26.6	17	18	7	42	12.6	39.2	46.11
164	1908550173	YASHU SINGH	30	9	39	27.3	18	17	8	43	12.9	40.2	47.29
165	1908550174	ZEBA FARHEEN	31	8	39	27.3	18	18	7	43	12.9	40.2	47.29
166	1908550175	ZEBAJAMAAL	24	8	32	22.4	17	17	8	42	12.6	35	41.18



S. C. M.

Methodology of Assessment
Knowledge, Language and Curriculum

S.No	No. of Student (F)	Weightage	Fx0
1	No. of Students getting marks equal to or more than 60% (165)	3	495
2	No. of Students equal to or more than 40 % but less than 60% (1)	2	2
3	Less than 40% (0)	1	0
	$\Sigma f = 166$		$\Sigma fx = 497$

Average of attainment of Course outcome = $497/166 = 2.99$

Scaling of Course outcome = $2.99 \times 100/3 = 99.66 \%$



SHRI RAM COLLEGE, MUZAFFARNAGAR

Name of Department Teacher Education

Session: 2018-20


Name of Programme: B.Ed-2nd Year

Name of Course/ Subject

Knowledge, Language & Curriculum

Assessment of Students

S.NO	Roll No.	Student Name	External Marks (A)	Internal Marks (B) Class Test/ Unit Test Sessional Test	Total Direct Assessment (A+B) 50	70 % of C = (D) 70	Indirect Assessment			Total of Indirect Assessment (E) 70	30 % of E = (F) 15	Total Assessment (D+F)=G 85	Percentage of Marks out of 85 G*100/85
							Assignment 20	Attendance 20	Behaviour / Attitude 10				
1	1908550001	ASTHA SHARMA	30	10	40	28	17	17	8	42	12.6	40.6	47.76
2	1908550002	ANVASHA KATIARIYA	26	9	35	24.5	17	17	8	42	12.6	37.1	43.64
3	1908550003	AKSHI LOHIA	21	9	40	28	18	18	8	44	13.2	41.2	48.47
4	1908550004	ARSHMIKA	25	9	34	23.8	18	18	9	45	13.5	37.3	43.88
5	1908550005	ARJUNA RANI	23	9	32	22.4	18	18	8	44	13.2	35.6	41.88
6	1908550006	ANANT KUMAR	24	9	33	23.1	19	19	8	46	13.8	45.9	44
7	1908550007	ANJALI GREEN	25	10	35	24.5	18	18	7	43	12.9	37.4	44
8	1908550008	ANIL KUMAR	24	9	33	23.1	17	17	7	41	12.3	35.4	41.64
9	1908550009	ANKIT KUMAR PAL	23	8	31	21.7	17	17	7	41	12.3	34	40
10	1908550010	ANSHUL VERMA	18	9	27	18.9	17	17	8	42	12.6	31.5	37.05
11	1908550011	ANUPAM SAINI	24	9	33	23.1	17	17	8	42	12.6	35.7	42
12	1908550012	ANURADHA	25	10	35	24.5	19	19	8	46	13.8	38.3	45.05
13	1908550013	ANURAGH T. R. GI	25	9	34	23.8	18	18	9	45	13.5	37.3	43.88
14	1908550014	ARTI SAINI	25	9	35	24.5	18	18	9	45	13.5	38	44.70
15	1908550015	ASIF ALI	23	10	33	23.1	18	18	9	45	13.5	36.6	43.05




S.NO	Roll No.	Student Name	External Marks (A)	Internal Marks (B) Class Test/ Unit Test Sessional Test	Total Direct Assessment (A+B)=C 100 50	70 % of C =(D) 70	Indirect Assessment			Total of Indirect Assessment (E) 50	30 % of E =(F) 15	Total Assessment (D+F)=G 85	Percentage of Marks out of 85 G*100/85
							Assignment 20	Attendance 20	Behaviour / Attitude 10				
16	1908550016	ASTHA SINGHAL	24	9	33	23.1	17	17	8	42	12.6	35.7	41.76
17	1908550017	AZARA ZAIDI	19	10	29	20.3	17	17	8	42	12.6	32.9	38.70
18	1908550018	BHAWANA VASHISHTHA	22	10	32	22.4	18	18	7	43	12.9	35.3	41.52
19	1908550019	CHETNA ARORA	23	10	33	23.1	18	17	8	43	12.9	36	42.35
20	1908550020	DIVYA SHARMA	24	10	34	23.8	19	18	9	46	13.8	37.6	44.23
21	1908550021	GARIMA	25	10	35	24.5	19	19	7	45	13.5	38	44.70
22	1908550022	PARSHITA GUPTA	26	9	35	24.5	18	18	8	44	13.2	37.7	44.35
23	1908550023	HIMANI RATHI	22	10	32	22.4	18	17	7	42	12.6	35	41.17
24	1908550024	HIMANSHU	22	9	31	21.7	18	18	8	44	13.2	34.9	41.05
25	1908550025	INDU RANI	22	9	31	21.7	17	18	8	43	12.9	34.6	40.70
26	1908550026	JYOTI	29	9	38	26.6	17	17	8	42	12.6	39.2	46.11
27	1908550027	JYOTI	22	9	31	21.7	18	18	8	44	13.2	34.9	41.05
28	1908550028	JYOTI RANI	24	10	34	23.8	18	18	7	43	12.9	36.7	43.17
29	1908550029	KAJAL RANI	27	9	36	25.2	17	17	7	41	12.3	37.5	44.11
30	1908550030	KAPIL KUMAR	25	9	34	23.8	18	18	8	44	13.2	37	43.52
31	1908550031	KARTIK KUMAR	22	9	31	21.7	17	17	8	42	12.6	34.3	40.35
32	1908550032	KM AARJU	22	9	31	21.7	19	19	9	47	14.1	35.8	42.11
33	1908550033	KM AARTI	23	9	32	22.4	19	19	9	47	14.1	36.5	42.94



S.NO	Roll No.	Student Name	External Marks (A)	Internal Marks (B) Class Test/ Unit Test Sessional Test	Total Direct Assessment (A+B)=C 100 50	70 % of C =(D) 70	Indirect Assessment			Total of Indirect Assessment (E) 50	30 % of E =(F) 15	Total Assessment (D+F)=G 85	Percentage of Marks out of 85 G*100/85
							Assignment 20	Attendance 20	Behaviour / Attitude 10				
34	1908550034	KM AKSHITA RATHI	25	10	35	24.5	18	19	8	45	13.5	38	44.7
35	1908550035	KM ALSABA BANO	25	9	34	23.8	18	18	8	44	13.2	37	43.52
36	1908550036	KM ANJALI	16	9	25	23.8	18	18	7	43	12.9	36.7	43.17
37	1908550037	KM ANJALI GAJTIM	23	9	32	22.4	18	17	8	43	12.9	35.3	41.5
38	1908550038	KM ASHA RANI	17	9	26	18.2	17	17	7	41	12.3	30.5	35.88
39	1908550039	KM AYSHA CHLOUDHARY	21	9	30	21	17	17	8	42	12.6	33.6	39.52
40	1908550040	KM BHAWANA	21	10	31	21.7	17	17	9	43	12.9	34.6	40.70
41	1908550041	KM CHHAVI	26	9	35	24.5	17	17	7	41	12.3	36.8	43.29
42	1908550042	KM DEEPLI	21	10	31	21.7	17	16	8	41	12.3	34	40
43	1908550043	KM DIVYA JAIN	23	9	32	22.4	18	17	9	44	13.2	35.6	41.88
44	1908550044	KM DOLI	20	9	29	20.3	18	17	9	44	13.2	33.5	39.41
45	1908550045	KM HIMANSHI SHARMA	25	10	35	24.5	19	17	9	45	13.5	38	44.7
46	1908550046	KM ITI BANSAL	28	10	38	26.6	19	17	8	44	13.2	39.8	46.82
47	1908550047	KM JYOTI RANI	17	9	26	18.2	18	18	8	44	13.2	31.4	36.94
48	1908550048	KM MALTI	26	10	36	25.2	18	18	7	43	12.9	38.1	44.82
49	1908550050	KM MEENAKSHI	26	9	35	24.5	18	18	7	43	12.9	37.4	40.78
50	1908550051	KM MOMINA ANIJUM	25	9	34	23.8	18	19	7	44	13.2	37	43.52
51	1908550052	KM MONI DEVI	25	9	34	23.8	19	18	7	44	13.5	37.9	43.88



S.NO	Roll No.	Student Name	External Marks (A)	Internal Marks (B) Class Test/ Unit Test Sessional Test	Total Direct Assessment (A+B)=C 100 50	70 % of C =(D) 70	Indirect Assessment			Total of Indirect Assessment (E) 50	30 % of E =(F) 15	Total Assessment (D+F)=G 85	Percentage of Marks out of 85 G*100/85
							Assignment 20	Attendance 20	Behaviour / Attitude 10				
52	1908550053	KM MONIKA	20	9	29	20.3	17	18	7	42	12.6	32.9	38.70
53	1908550054	KM NEHA	25	9	34	23.8	18	17	7	42	12.6	36.4	42.82
54	1908550055	KM NEHA PAL	25	9	34	23.8	17	17	7	41	12.3	36.1	42.47
55	1908550056	KM NIDHI	23	10	33	23.1	17	17	7	41	12.3	35.4	41.64
56	1908550057	KM NIDHI SHARMA	27	10	37	25.9	18	18	8	44	13.2	39.1	46
57	1908550058	KM POOJA	24	9	33	23.1	18	18	8	44	13.2	36.3	42.70
58	1908550059	KM POOJA DEVI	21	9	30	21	19	19	7	45	13.5	34.5	40.58
59	1908550060	KM POONAM RANI	15	9	24	16.8	19	19	7	45	13.5	30.3	35.64
60	1908550061	KM PRIYANKA	23	10	33	23.1	19	19	7	45	13.5	36.6	43.05
61	1908550062	KM RAKHI RANI	19	10	29	20.3	19	18	7	46	13.8	34.1	40.11
62	1908550063	KM REENA DEVI	19	9	28	19.6	19	17	7	47	14.1	33.7	39.64
63	1908550064	KM ROOMA	14	9	23	16.1	18	17	8	43	12.9	39.0	45.98
64	1908550065	KM RUBI RANI	23	10	33	23.1	19	18	8	47	14.1	37.2	43.76
65	1908550066	KM SANA	24	9	33	23.1	19	18	8	47	14.1	37.2	47.76
66	1908550067	KM SANTOSH KUMARI	20	9	29	20.3	19	19	8	46	13.8	34.1	40.11
67	1908550068	KM SEEMA	24	9	33	23.1	18	18	9	45	13.5	36.6	43.05
68	1908550069	KM SEVIKA	25	8	33	23.1	18	18	9	45	13.5	36.6	43.05
69	1908550070	KM SHABNAM	27	8	35	24.5	18	18	9	45	13.5	38.0	44.70



S.NO	Roll No.	Student Name	External Marks (A)	Internal Marks (B) Class Test/ Unit Test Sessional Test	Total Direct Assessment (A+B)=C 100 50	70 % of C =(D) 70	Indirect Assessment			Total of Indirect Assessment (E) 50	30 % of E =(F) 15	Total Assessment (D+F)=G 85	Percentage of Marks out of 85 G*100/85
							Assignment 20	Attendance 20	Behaviour / Attitude 10				
70	1908550071	KM SHILPA	27	9	36	25.2	19	19	7	45	13.5	38.7	45.52
71	1908550072	KM SHIVANGI SINGH	27	9	36	25.2	17	19	7	45	13.5	38.7	45.52
72	1908550073	KM SHIVANI	26	9	35	24.5	18	19	8	45	13.5	37.0	43.52
73	1908550074	KM SOLAT JAHAN	15	9	24	16.8	17	19	8	44	13.2	30.0	35.2
74	1908550076	KM SUJATA GAUTAM	24	9	33	23.1	17	19	9	45	13.5	36.6	43.05
75	1908550078	KM SWATI RANI	27	9	36	25.2	19	19	9	47	14.1	39.3	46.23
76	1908550079	KM TABASSUM	26	8	34	23.8	18	19	8	45	13.5	37.3	43.88
77	1908550080	KM YOGITA	26	8	34	23.8	18	18	8	44	13.2	37.0	43.52
78	1908550081	LAXMI RANI	23	8	31	21.7	19	18	7	44	13.2	34.9	41.05
79	1908550082	LUCKY	24	9	33	23.1	19	18	7	44	13.2	36.3	42.70
80	1908550084	MARIYAM ASIM	27	8	35	24.5	19	17	8	44	13.2	36.7	43.18
81	1908550085	MARIYAM ZAIDI	20	9	29	20.3	19	17	8	44	13.2	33.5	39.41
82	1908550086	MEENAKSHI SHARMA	26	10	36	25.2	18	17	9	44	13.2	38.4	45.17
83	1908550087	MINAKSHI RANA	30	9	39	27.2	18	17	9	44	13.2	40.4	47.05
84	1908550088	MOHD MAHRAJ	22	10	32	22.4	19	17	8	44	13.2	35.6	41.88
85	1908550089	MOHD NAZIM	23	8	31	21.7	18	17	8	43	12.9	34.8	40.94
86	1908550091	MUSKAAN	28	9	37	25.9	18	17	9	44	13.2	38.1	44.82
87	1908550092	NADEEM KHAN	28	8	36	25.2	18	18	9	45	13.5	38.7	45.52



S.NO	Roll No.	Student Name	External Marks (A)	Internal Marks (B) Class Test/ Unit Test Sessional Test	Total Direct Assessment (A+B)=C 50	70 % of C =(D) 70	Indirect Assessment			Total of Indirect Assessment (E) 50	30 % of E = (F) 15	Total Assessment (D+F)=G 85	Percentage of Marks out of 85 G*100/85
							Assignment 20	Attendance 20	Behaviour / Attitude 10				
88	1908550094	NAUREEN FATIMA	27	8	35	24.5	19	19	8	46	13.8	38.3	45.05
89	1908550095	NAUREEN SIDDIQUI	30	8	38	26.66	19	19	8	46	13.8	40.4	47.52
90	1908550096	NEERAJ KUMAR	21	9	30	21	18	18	7	43	12.9	33.9	39.88
91	1908550097	NEHA AGARWAL	-	-	-	-	-	-	-	-	-	-	-
92	1908550098	NEHA BHARGAV	23	10	33	23.1	18	18	8	44	13.2	36.3	42.70
93	1908550099	NEHA SAROHA	24	10	34	23.8	18	18	8	44	13.2	37.0	43.52
94	1908550100	NEHA SHARMA	30	10	40	28	19	19	7	45	13.5	41.5	48.82
95	1908550101	NEHA VERMA	25	9	34	23.8	19	19	7	45	13.5	37.3	43.88
96	1908550102	NIDHI MITTAL	24	9	33	23.1	18	18	8	44	13.2	37.3	43.88
97	1908550103	NIDHI SHARMA	25	10	35	24.5	18	18	8	44	13.2	37.7	44.35
98	1908550104	PINKI RANI	25	9	34	23.8	18	18	9	45	13.5	37.3	43.88
99	1908550105	POONAM SHRIVASTAVA	28	10	38	26.66	19	19	9	47	14.1	40.7	47.88
100	1908550106	PRACHI SHARMA	23	10	33	23.1	17	17	7	41	12.3	35.4	41.64
101	1908550108	PRAKARTI SHARMA	21	10	31	21.7	17	17	7	41	12.3	34.0	40
102	1908550109	PRAVEEN KHATOON	24	9	33	23.1	18	18	8	44	13.2	36.3	42.70
103	1908550110	PREETI AGGARWAL	21	10	31	21.7	18	18	8	44	13.2	34.9	41.05
104	1908550111	PREETI RANI	20	9	29	20.3	17	17	7	41	12.3	32.6	38.35
105	1908550112	PRIYA	27	9	36	25.2	18	18	7	43	12.9	38.1	44.82



S.NO	Roll No.	Student Name	External Marks (A)	Internal Marks (B) Class Test/ Unit Test Sessional Test	Total Direct Assessment (A+B)=C 100 50	70 % of C =(D) 70	Indirect Assessment			Total of Indirect Assessment (E) 50	30 % of E =(F) 15	Total Assessment (D+F)=G 85	Percentage of Marks out of 85 G*100/85
							Assignment 20	Attendance 20	Behaviour / Attitude 10				
106	1908550113	PRIYA	25	9	24	16.8	19	19	7	45	13.5	30.3	35.64
107	1908550114	PRIYA BHARTI	19	9	28	19.6	18	18	8	43	12.9	32.5	38.23
108	1908550115	PRIYA SINGH	28	8	36	25.2	18	18	7	42	12.6	37.8	44.47
109	1908550116	PRIYA VERMA	23	9	32	22.4	18	18	8	43	12.9	35.3	41.52
110	1908550117	PRIYAM LATIYAN	24	8	32	22.4	19	19	7	45	13.5	35.9	42.23
111	1908550118	PRIYANKA KAMBOJ	28	9	37	25.9	19	19	8	44	13.2	38.1	46
112	1908550119	PRIYANSHU JAIN	28	9	37	25.9	19	19	7	43	12.9	38.8	45.64
113	1908550120	PUSHPENDRA KUMAR	26	10	36	25.2	19	19	8	44	13.2	38.4	45.17
114	1908550121	RADHIKA BHATNAGAR	29	9	38	26.6	18	18	7	42	12.6	39.2	46.11
115	1908550122	RADHIKA VERMA	23	9	32	22.4	18	18	8	43	12.9	35.3	41.52
116	1908550123	RAJAT GAUTAM	25	9	34	23.8	17	17	7	41	12.3	36.1	42.47
117	1908550124	RAJNI DEVI	21	9	30	21	17	17	8	42	12.6	33.6	39.52
118	1908550125	RASHMI SINGH	26	9	35	24.5	17	17	7	41	12.3	36.8	43.29
119	1908550126	REETA	23	9	32	22.4	17	17	7	41	12.3	34.7	40.82
120	1908550127	RENU	19	10	29	20.3	18	18	8	43	12.9	33.2	39.05
121	1908550128	RESHMA PARVEEN	21	9	30	21	18	18	7	42	12.6	33.6	39.05
122	1908550129	RITIKA DEOL	24	9	33	23.1	18	18	7	43	12.9	35.7	42
123	1908550130	RITU DEVI	16	9	25	17.5	18	18	7	42	12.6	30.4	35.76



S.NO	Roll No.	Student Name	External Marks (A)	Internal Marks (B) Class Test/ Unit Test Sessional Test	Total Direct Assessment (A+B)=C 100 50	70 % of C =(D) 70	Indirect Assessment			Total of Indirect Assessment (E) 50	30 % of E =(F) 15	Total Assessment (D+F)=G 85	Percentage of Marks out of 85 G*100/85
							Assignment 20	Attendance 20	Behaviour / Attitude 10				
124	1908550131	RIYA	25	9	24	16.8	18	18	8	44	13.2	30.0	35.29
125	1908550132	RIYA	27	9	36	25.2	18	18	7	43	12.9	38.1	44.82
126	1908550133	ROOPALI SINGHWAL	27	10	37	25.9	18	18	8	44	13.2	49.1	47.76
127	1908550134	ROSHAN JAHAN KHAN	18	10	28	19.6	17	17	7	41	12.3	31.9	37.52
128	1908550135	RUPA RANI	15	9	24	16.8	17	17	7	41	12.3	29.1	34.23
129	1908550136	SAKSHI TYAGI	21	9	30	21	17	17	7	41	12.3	33.3	39.17
130	1908550137	SAKSHI TYAGI	27	9	36	25.2	17	17	8	42	12.6	37.8	44.47
131	1908550138	SAMRAT KASHYAP	23	9	32	22.4	17	17	8	42	12.6	45.0	42.94
132	1908550139	SANDEEP SAINI	21	9	30	21	17	17	7	41	12.3	33.3	39.17
133	1908550140	SANDHYA	24	9	33	23.1	18	18	7	43	12.9	46.0	44.117
134	1908550141	SAVAN KUMAR	19	9	28	19.6	18	18	7	43	12.9	32.5	38.23
135	1908550142	SEEMA KATARIA	16	9	25	17.5	18	18	9	45	13.5	31.0	36.47
136	1908550143	SHADMA NAAZ	18	9	27	18.9	18	18	7	43	12.9	31.8	37.41
137	1908550144	SHANU	27	10	37	25.9	19	19	8	46	13.8	49.7	48.47
138	1908550145	SHEETAL RANI	22	9	31	21.7	18	18	8	44	13.2	34.9	41.05
139	1908550146	SHIKHA BALIYAN	24	10	34	23.8	18	18	9	45	13.5	37.3	43.88
140	1908550147	SHIKHA KALRA	25	9	34	23.8	18	18	9	45	13.5	47.3	45.64
141	1908550148	SHIVANI	27	9	36	25.2	19	19	9	47	14.1	39.3	46.23



S.NO	Roll No.	Student Name	External Marks (A)	Internal Marks (B) Class Test/ Unit Test Sessional Test	Total Direct Assessment (A+B)=C 100 50	70 % of C =(D) 70	Indirect Assessment			Total of Indirect Assessment (E) 50	30 % of E =(F) 15	Total Assessment (D+F)=G 85	Percentage of Marks out of 85 G*100/85
							Assignment 20	Attendance 20	Behaviour / Attitude 10				
142	1908550150	SHIVANI CHAUDHARY	25	9	24	16.8	19	19	7	45	13.5	30.3	35.64
143	1908550151	SHIVANI SHARMA	29	10	39	27.2	18	18	8	44	13.2	39.4	46.35
144	1908550152	SHREYA BHARDWAJ	23	9	32	22.4	18	17	9	44	13.2	35.6	41.88
145	1908550153	SHREYA GOEL	29	9	38	26.6	18	17	7	42	12.6	39.2	46.11
146	1908550154	SONALI	17	9	26	18.2	18	17	8	43	12.9	31.1	36.58
147	1908550155	SONAM CHAHAL	25	10	35	24.5	17	17	9	43	12.9	37.4	44
148	1908550156	SONIYA	25	9	24	16.8	17	18	7	42	12.6	39.4	46.35
149	1908550157	SONIYA	26	9	35	24.5	17	17	8	42	12.6	47.1	45.41
150	1908550158	SONIYA RANI	18	9	27	18.9	17	17	9	43	12.9	31.8	37.41
151	1908550159	SUDHEER KUMAR	-	-	-								
152	1908550160	SUNIL KUMAR	26	9	25	17.5	18	17	8	43	12.9	30.4	35.76
153	1908550161	SUPRITY DEVI	23	10	33	23.1	18	18	9	45	13.5	36.6	43.05
154	1908550162	SUSHMA	27	9	36	25.2	19	18	7	44	13.2	38.4	45.17
155	1908550163	SWATI TYAGI	27	9	36	25.2	19	18	8	45	13.5	38.7	45.52
156	1908550164	SWATI TYAGI	26	9	35	24.5	19	18	9	46	13.8	38.3	45.05
157	1908550165	UMANG MITTAL	17	9	26	18.2	18	18	7	43	12.9	31.1	36.58
158	1908550167	UPENDRA KUMAR	24	9	33	23.1	18	17	8	42	12.6	35.7	42
159	1908550168	VAIBHAV SHARMA	21	9	30	21.0	18	18	9	45	13.5	34.5	40.58



S.NO	Roll No.	Student Name	External Marks (A)	Internal Marks (B) Class Test/ Unit Test Sessional Test	Total Direct Assessment (A+B)=C 100 50	70 % of C =(D) 70	Indirect Assessment			Total of Indirect Assessment (E) 50	30 % of E = (F) 15	Total Assessment (D+F)=G 85	Percentage of Marks out of 85 G*100/85
							Assignment 20	Attendance 20	Behaviour / Attitude 10				
160	1908550169	VISHAL SAINI	28	9	37	25.9	19	18	8	45	13.5	38.4	45.17
161	1908550170	VIVEK KUMAR TAWAR	21	9	30	21	18	18	8	44	13.2	34.2	40.23
162	1908550171	VIVEK SAHARAWAT	24	9	33	23.1	18	18	8	44	13.2	36.3	42.70
163	1908550172	YASHI SHARMA	21	10	31	21.7	17	17	7	41	12.3	34.0	40
164	1908550173	YASHU SINGH	24	9	33	23.1	18	17	7	42	12.6	35.7	42
165	1908550174	ZEBA FARHEEN	26	9	35	24.5	18	18	7	43	12.9	37.4	44
166	1908550175	ZEBAJAMAAL	21	9	30	21	18	18	7	43	12.9	33.9	39.88



Yan

Methodology of Assessment

Work Education, Gandhiji's Nai Talim and Community Engagement

S.No	No. of Student (F)	Weightage	Fxw
1	No. of Students getting marks equal to or more than 60% (164)	3	492
2	No. of Students equal to or more than 40 % but less than 60% (2)	2	4
3	Less than 40% (0)	1	0
	$\Sigma f = 166$		$\Sigma fx = 496$

Average of attainment of Course outcome = $496/166 = 2.98$

Scaling of Course outcome = $2.98 \times 100/3 = 99.33 \%$



A handwritten signature in green ink, appearing to be "S. R. C. MZN." written in a cursive style.

SHRI RAM COLLEGE, MUZAFFARNAGAR

Name of Department Teacher Education

Name of Programme: B.Ed-2nd Year

Name of Course/ Subject

Work Education, Gandhi's Nai Talim
And Community Engagement

Session: 2018-20

Assessment of Students


S.NO	Roll No.	Student Name	External Marks (A)	Internal Marks (B) Class Test/ Unit Test Sessional Test	Total Direct Assessment (A+B)=C 100 50	70 % of C = (D) 70	Indirect Assessment			Total of Indirect Assessment (E) 50	30 % of E = (F) 15	Total Assessment (D+F)=G 85	Percentage of Marks out of 85 G*100/85
							Assignment 20	Attendance 20	Behavior Attitude 10				
1	1908550001	AASTHA SHARMA	21	10	31	21.7	17	17	8	42	12.6	34.3	40.35
2	1908550002	AKANSHA KATARIYA	18	09	27	18.9	17	18	9	44	13.2	32.1	37.76
3	1908550003	AKSHI LOHIA	31	09	40	28	18	18	9	45	13.5	41.5	48.82
4	1908550004	AKSHMIKA	32	10	42	29.4	18	16	7	41	12.3	41.7	49.05
5	1908550005	ALKA RANI	29	10	39	27.3	17	18	8	43	12.9	40.2	47.29
6	1908550006	AMIT KUMAR	31	09	40	28	18	18	9	45	13.5	41.5	48.82
7	1908550007	AMREEN	30	10	40	28	19	19	9	47	14.1	42.1	49.53
8	1908550008	ANIL KUMAR	29	09	38	26.6	17	18	9	44	13.2	39.8	46.82
9	1908550009	ANKIT KUMAR PAL	29	09	38	26.6	17	18	9	44	13.2	39.8	46.82
10	1908550010	ANSHUL VERMA	27	09	36	25.2	18	18	8	44	13.2	38.4	45.18
11	1908550011	ANUPAM SAINI	32	10	42	29.4	18	17	8	43	12.9	42.3	49.76
12	1908550012	ANURADHA	31	10	41	28.7	18	18	9	45	13.5	42.2	49.64
13	1908550013	ARSHINA TYAGI	21	09	30	21	18	17	8	43	12.9	33.9	39.88
14	1908550014	ARTI SAINI	19	10	29	20.3	18	18	8	44	13.2	33.5	39.41
15	1908550015	ASIF ALI	19	10	29	20.3	19	18	8	46	13.8	34.1	40.11



S.NO	Roll No.	Student Name	External Marks (A)	Internal Marks (B) Class Test/ Unit Test Sessional Test	Total Direct Assessment (A+B)=C 100 50	70 % of C =(D) 70	Indirect Assessment			Total of Indirect Assessment (E) 50	30 % of E =(F) 15	Total Assessment (D+F)=G 85	Percentage of Marks out of 85 G*100/85
							Assignment 20	Attendance 20	Behaviour / Attitude 10				
16	1908550016	ASTHA SINGH	21	09	30	21	19	19	9	47	14.1	35.1	41.29
17	1908550017	AZARA ZAIDI	22	10	32	22.4	18	17	8	43	12.9	35.3	41.53
18	1908550018	BHAWANA VASHISHTHA	22	10	32	22.4	18	18	8	44	13.2	35.6	41.88
19	1908550019	CHEITNA ARORA	21	10	31	21.7	17	18	7	42	12.6	34.3	40.35
20	1908550020	DIVYA SHARMA	20	10	30	21	17	18	7	42	12.6	33.6	39.53
21	1908550021	GARIMA	20	10	30	21	17	18	8	43	12.9	33.9	39.88
22	1908550022	HARSHITA GUPTA	20	09	29	20.3	18	17	8	43	12.9	33.2	39.06
23	1908550023	HIMANI RATHI	18	10	28	19.6	19	18	9	46	13.8	33.4	39.29
24	1908550024	HIMANSHU	19	09	28	19.6	18	17	9	44	13.2	32.8	38.59
25	1908550025	INDU RANI	24	10	34	23.8	18	19	9	46	13.8	37.6	44.24
26	1908550026	JYOTI	26	09	35	24.5	18	17	8	43	12.9	37.4	44
27	1908550027	JYOTI	26	09	35	24.5	19	19	7	45	13.5	38.0	44.70
28	1908550028	JYOTI RANI	28	10	38	26.6	18	18	8	44	13.2	39.8	46.82
29	1908550029	KAJAL RANI	28	09	37	25.9	18	19	8	45	13.5	39.4	46.35
30	1908550030	KAPIL KUMAR	22	09	31	21.7	18	18	8	44	13.2	34.9	41.05
31	1908550031	KARTIK KUMAR	26	10	36	25.2	17	18	8	43	12.9	38.1	44.82
32	1908550032	KM AARJU	26	10	36	25.2	18	17	8	43	12.9	38.1	44.82
33	1908550033	KM AARTI	23	10	33	23.1	19	18	8	45	13.5	36.9	43.41



S.NO	Roll No.	Student Name	External Marks (A)	Internal Marks (B) Class Test/ Unit Test Sessional Test	Total Direct Assessment (A+B)=C 40 50	70 % of C = (D) 70	Indirect Assessment			Total of Indirect Assessment (E) 50	30 % of E = (F) 15	Total Assessment (D+F)=G 85	Percentage of Marks out of 85 G*100/85
							Assignment 20	Attendance 20	Behaviour / Attitude 10				
34	1908550034	KM AKSHITA RATHI	25	09	34	23.8	19	18	9	46	13.8	37.6	44.23
35	1908550035	KM ALSABA BANO	24	09	33	23.1	19	18	9	46	13.8	36.9	43.41
36	1908550036	KM ANJALI	21	09	30	21	18	18	9	45	13.5	34.5	40.59
37	1908550037	KM ANJALI GAUTAM	24	09	33	23.1	18	18	8	44	13.2	36.3	42.70
38	1908550038	KM ASHA RANI	23	09	32	22.4	17	18	7	42	12.6	35.0	41.18
39	1908550039	KM AYSHA CHOUDHARY	20	09	29	20.3	18	17	8	43	12.9	33.2	39.06
40	1908550040	KM BHAWANA	20	09	29	20.3	18	19	8	45	13.5	33.8	39.76
41	1908550041	KM CHHAVI	26	09	35	24.5	18	18	8	44	13.2	37.7	44.35
42	1908550042	KM DEEPALI	24	10	34	23.8	18	17	8	43	12.9	36.7	43.17
43	1908550043	KM DIVYA JAIN	28	10	38	26.6	17	18	9	44	13.2	39.8	46.82
44	1908550044	KM DOLI	21	9	30	21	19	17	7	43	12.9	33.9	39.88
45	1908550045	KM HIMANSHI SHARMA	22	10	32	22.4	18	17	8	43	12.9	35.3	41.53
46	1908550046	KM ITI BANSAL	25	10	35	24.5	17	18	9	44	13.2	37.7	44.35
47	1908550047	KM JYOTI RANI	19	10	29	20.3	18	18	8	44	13.2	33.5	39.41
48	1908550048	KM MALTI	27	10	37	25.9	18	18	8	44	13.2	39.1	46
49	1908550050	KM MEENAKSHI	23	09	32	22.4	18	18	8	44	13.2	35.6	41.88
50	1908550051	KM MOMINA ANIUM	27	09	36	25.2	18	17	9	44	13.2	38.4	45.18
51	1908550052	KM MONI DEVI	26	09	25	17.5	18	18	9	44	13.2	30.7	36.11



S.NO	Roll No.	Student Name	External Marks (A)	Internal Marks (B) Class Test/ Unit Test Sessional Test	Total Direct Assessment (A+B)=C 100 50	70 % of C =(D) 70	Indirect Assessment			Total of Indirect Assessment (E) 50	30 % of E =(F) 15	Total Assessment (D+F)=G 85	Percentage of Marks out of 85 G*100/85
							Assignment 20	Attendance 20	Behaviour / Attitude 10				
52	1908550053	KM MONIKA	24	09	33	23.1	17	17	7	41	12.3	35.4	41.64
53	1908550054	KM NEHA	24	09	33	23.1	18	17	8	43	12.9	36.0	42.35
54	1908550055	KM NEHA PAL	25	09	34	23.8	19	18	8	45	13.5	37.3	43.88
55	1908550056	KM NIDHI	28	10	38	26.6	18	18	8	44	13.2	39.8	46.82
56	1908550057	KM NIDHI SHARMA	27	10	37	25.9	19	17	9	45	13.5	39.4	46.35
57	1908550058	KM POOJA	27	09	36	25.2	18	18	9	45	13.5	38.7	45.53
58	1908550059	KM POOJA DEVI	21	09	30	21	19	17	8	44	13.2	34.2	40.23
59	1908550060	KM POONAM RANI	22	09	31	21.7	19	18	7	44	13.2	34.9	41.05
60	1908550061	KM PRIYANKA	26	09	35	24.5	18	18	8	44	13.2	37.7	44.35
61	1908550062	KM RAKHI RANI	25	10	35	24.5	18	18	8	44	13.2	37.7	44.35
62	1908550063	KM REENA DEVI	23	09	32	22.4	18	19	8	45	13.5	35.9	42.23
63	1908550064	KM ROOMA	22	09	31	21.7	18	17	8	43	12.9	34.6	40.70
64	1908550065	KM RUBI RANI	26	09	35	24.5	18	19	9	46	13.8	38.3	45.05
65	1908550066	KM SANA	23	09	32	22.4	18	18	9	45	13.5	35.9	42.24
66	1908550067	KM SANTOSH KUMARI	23	09	32	22.4	19	18	8	45	13.5	35.9	42.24
67	1908550068	KM SEEMA	25	09	34	23.8	18	18	8	44	13.2	37.0	43.53
68	1908550069	KM SEVIKA	22	09	31	21.7	17	19	8	44	13.2	34.9	41.06
69	1908550070	KM SHABNAM	26	09	35	24.5	18	18	9	45	13.5	38.0	44.70



S.NO	Roll No.	Student Name	External Marks (A)	Internal Marks (B) Class Test/ Unit Test Sessional Test	Total Direct Assessment (A+B)=C 100 50	70 % of C =(D) 70	Indirect Assessment			Total of Indirect Assessment (E) 50	30 % of E =(F) 15	Total Assessment (D+F)=G 85	Percentage of Marks out of 85 G*100/85
							Assignment 20	Attendance 20	Behaviour / Attitude 10				
70	1908550071	KM SHILPA	27	10	37	25.9	19	18	9	46	13.8	39.7	46.70
71	1908550072	KM SHIVANGI SINGH	26	10	36	25.2	18	17	9	44	13.2	38.4	45.18
72	1908550073	KM SHIVANI	25	09	34	23.8	18	18	8	44	13.2	37.0	43.53
73	1908550074	KM SOLAT JAHAN	22	09	31	21.7	18	19	8	45	13.5	35.2	41.41
74	1908550076	KM SRIJATA GAUTAM	24	09	33	23.1	18	18	8	44	13.2	36.3	42.70
75	1908550078	KM SWATI RANI	26	09	35	24.5	18	18	8	44	13.2	37.7	44.35
76	1908550079	KM TABASSUM	25	09	34	23.8	18	17	8	43	12.9	36.7	43.18
77	1908550080	KM YOGITA	26	09	35	24.5	18	18	8	44	13.2	37.7	44.35
78	1908550081	LAXMI RANI	21	09	30	21	18	18	8	44	13.2	34.2	40.24
79	1908550082	LUCKY	19	09	28	19.6	19	17	8	44	13.2	32.8	38.59
80	1908550084	MARIYAM ASIM	27	09	36	25.2	19	18	7	44	13.2	38.4	45.18
81	1908550085	MARIYAM ZAIDI	22	09	31	21.7	18	17	9	44	13.2	34.9	41.06
82	1908550086	MEENAKSHI SHARMA	23	10	33	23.1	17	18	9	44	13.2	36.3	42.70
83	1908550087	MINAKSHI RANA	25	10	35	24.5	19	18	8	45	13.5	38.0	44.70
84	1908550088	MOHD MAHRAJ	24	10	34	23.8	18	18	8	44	13.2	37.0	43.53
85	1908550089	MOHD NAZIM	18	09	27	18.9	18	18	7	43	12.9	31.8	37.41
86	1908550091	MUSKAAN	22	10	32	22.4	18	18	9	45	13.5	35.9	42.24
87	1908550092	NADEEM KHAN	19	09	28	19.6	18	17	8	43	12.9	32.5	38.24



S.NO	Roll No.	Student Name	External Marks (A)	Internal Marks (B) Class Test/ Unit Test Sessional Test	Total Direct Assessment (A+B)=C 100 50	70 % of C =(D) 70	Indirect Assessment			Total of Indirect Assessment (E) 50	30 % of E =(F) 15	Total Assessment (D+F)=G 85	Percentage of Marks out of 85 G*100/85
							Assignment 20	Attendance 20	Behaviour / Attitude 10				
88	1908550094	NAUREEN FATIMA	22	09	31	21.7	18	18	8	44	13.2	34.9	41.06
89	1908550095	NAUREEN SIDDIQUI	24	09	33	23.1	18	17	8	43	12.9	36.0	42.35
90	1908550096	NEERAJ KUMAR	18	09	27	18.9	18	17	8	43	12.9	31.8	37.41
91	1908550097	NEHA AGARWAL	-	09	09	6.3	17	17	8	42	12.6	18.9	22.24
92	1908550098	NEHA BHARGAV	17	09	26	18.2	17	18	9	44	13.2	31.4	36.94
93	1908550099	NEHA SAROHA	22	10	32	22.4	18	19	9	46	13.8	36.2	42.59
94	1908550100	NEHA SHARMA	23	10	33	23.1	18	18	7	43	12.9	36.0	42.35
95	1908550101	NEHA VERMA	20	09	29	20.3	19	17	8	44	13.2	33.5	39.41
96	1908550102	NIDHI MITTAL	22	09	31	21.7	18	18	8	44	13.2	34.9	41.06
97	1908550103	NIDHI SHARMA	23	09	32	22.4	18	19	9	46	13.8	36.2	42.59
98	1908550104	PINKI RANI	24	10	34	23.8	18	18	9	45	13.5	37.3	43.88
99	1908550105	POONAM SHRIVASTAVA	29	10	39	27.3	19	18	8	45	13.5	40.8	48
100	1908550106	PRACHI SHARMA	25	09	34	23.8	19	18	8	45	13.5	37.3	43.88
101	1908550108	PRAKARTI SHARMA	18	09	27	18.9	17	19	9	45	13.5	32.4	38.12
102	1908550109	PRAVEEN KHATOON	20	09	29	20.3	18	18	9	45	13.5	33.8	39.76
103	1908550110	PREETI AGGARWAL	16	10	26	18.2	18	17	9	44	13.2	31.4	36.94
104	1908550111	PREETI RANI	17	09	26	18.2	18	18	9	45	13.5	31.7	37.29
105	1908550112	PRIYA	17	09	26	18.2	18	18	9	45	13.5	21.7	25.52



S.NO	Roll No.	Student Name	External Marks (A)	Internal Marks (B) Class Test/ Unit Test Sessional Test	Total Direct Assessment (A+B)=C 100 50	70 % of C =(D) 70	Indirect Assessment			Total of Indirect Assessment (E) 50	30 % of E =(F) 15	Total Assessment (D+F)=G 85	Percentage of Marks out of 85 G*100/85
							Assignment 20	Attendance 20	Behaviour / Attitude 10				
106	1908550113	PRIYA	18	09	27	18.9	18	18	07	43	12.9	31.8	37.41
107	1908550114	PRIYA BHARTI	20	09	29	20.3	18	17	08	43	12.9	33.2	39.05
108	1908550115	PRIYA SINGH	21	09	30	21	18	18	09	45	13.5	34.5	40.59
109	1908550116	PRIYA VERMA	21	09	30	21	18	19	09	46	13.8	34.8	40.94
110	1908550117	PRIYAM LATIYAN	20	09	29	20.3	18	18	08	44	13.2	33.5	39.41
111	1908550118	PRIYANKA KAMBOJ	24	09	33	23.1	17	18	08	43	12.9	36.0	42.35
112	1908550119	PRIYANSHU JAIN	22	09	31	21.7	18	18	08	44	13.2	34.9	41.06
113	1908550120	PUSHPENDRA KUMAR	20	10	30	21	19	18	08	45	13.5	34.5	40.59
114	1908550121	RADHIKA BHATNAGAR	22	10	32	22.4	18	18	08	44	13.2	35.6	41.89
115	1908550122	RADHIKA VERMA	19	09	28	19.6	18	18	08	44	13.2	32.8	38.59
116	1908550123	RAJAT GAUTAM	19	09	28	19.6	18	18	08	44	13.2	32.8	38.59
117	1908550124	RAJNI DEVI	20	09	29	20.3	17	17	08	42	12.6	32.9	38.70
118	1908550125	RASHMI SINGH	27	10	37	25.9	19	18	08	45	13.5	39.4	46.35
119	1908550126	REETA	28	09	37	25.9	18	18	08	44	13.2	39.1	46
120	1908550127	RENU	19	09	28	19.6	19	19	09	47	14.1	33.7	39.65
121	1908550128	RESHMA PARVEEN	26	09	35	24.5	19	18	08	45	13.5	38.0	44.70
122	1908550129	RITIKA DEOL	26	09	35	24.5	18	19	07	44	13.2	37.7	44.35
123	1908550130	RITU DEVI	15	09	24	16.8	17	18	08	43	12.9	29.7	34.94



S.NO	Roll No.	Student Name	External Marks (A)	Internal Marks (B) Class Test/ Unit Test Sessional Test	Total Direct Assessment (A+B)=C <u>100</u> <u>50</u>	70 % of C =(D) 70	Indirect Assessment			Total of Indirect Assessment (E) 50	30 % of E =(F) 15	Total Assessment (D+F)=G 85	Percentage of Marks out of 85 G*100/85
							Assignment 20	Attendance 20	Behaviour / Attitude 10				
124	1908550131	RIYA	30	09	39	27.3	19	19	9	47	14.1	41.4	48.70
125	1908550132	RIYA	22	09	31	21.7	18	19	9	46	13.8	35.5	41.76
126	1908550133	ROOPALI SINGHWAL	28	10	38	26.6	18	18	8	44	13.2	39.8	46.82
127	1908550134	ROSHAN JAHAN KHAN	19	10	29	20.3	18	18	8	44	13.2	33.5	39.41
128	1908550135	RUPA RANI	23	09	32	22.4	17	18	8	43	12.9	35.3	41.53
129	1908550136	SAKSHI TYAGI	23	09	32	22.4	18	18	8	44	13.2	35.6	41.88
130	1908550137	SAKSHI TYAGI	21	10	31	21.7	18	18	9	45	13.5	35.2	41.41
131	1908550138	SAMRAT KASHYAP	18	09	27	18.9	18	19	8	45	13.5	32.4	38.12
132	1908550139	SANDEEP SAINI	17	09	26	18.2	18	18	9	45	13.5	31.7	37.29
133	1908550140	SANDHYA	21	09	30	21	18	18	9	45	13.5	34.5	40.59
134	1908550141	SAVAN KUMAR	21	09	28	19.6	19	18	9	46	13.8	33.4	39.29
135	1908550142	SEEMA KATARIA	17	09	26	18.2	18	18	8	44	13.2	31.4	36.94
136	1908550143	SHADMA NAAZ	19	09	28	19.6	18	17	8	43	12.9	32.5	38.24
137	1908550144	SHANU	22	10	32	22.4	18	18	8	44	13.2	35.6	41.88
138	1908550145	SHEETAL RANI	21	10	31	21.7	19	19	8	46	13.8	35.5	41.76
139	1908550146	SHIKHA BALIYAN	19	10	29	20.3	18	18	8	44	13.2	33.5	39.41
140	1908550147	SHIKHA KALRA	18	09	27	18.9	19	18	9	45	13.5	32.4	38.11
141	1908550148	SHIVANI	18	09	27	18.9	19	19	9	47	14.1	33.0	38.82



S.NO	Roll No.	Student Name	External Marks (A)	Internal Marks (B) Class Test/ Unit Test Sessional Test	Total Direct Assessment (A+B)=C 50	70 % of C =(D) 70	Indirect Assessment			Total of Indirect Assessment (E) 50	30 % of E = (F) 15	Total Assessment (D+F)=G 85	Percentage of Marks out of 85 G*100/85
							Assignment 20	Attendance 20	Behaviour / Attitude 10				
142	1908550150	SHIVANI CHAUDHARY	23	10	33	23.1	18	18	9	45	13.5	36.6	43.05
143	1908550151	SHIVANI SHARMA	23	10	33	23.1	18	18	9	45	13.5	36.6	43.05
144	1908550152	SHREYA BHARDWAJ	18	09	27	18.9	18	17	9	44	13.2	32.1	37.76
145	1908550153	SHREYA GOEL	20	09	29	20.3	18	18	9	45	13.5	33.8	39.76
146	1908550154	SONALI	18	09	27	18.9	17	18	9	44	13.2	32.1	37.76
147	1908550155	SONAM CHAHAL	23	10	33	23.1	18	18	9	45	13.5	36.6	43.06
148	1908550156	SONIYA	24	09	33	23.1	18	18	9	45	13.5	36.6	43.06
149	1908550157	SONIYA	23	09	32	22.4	19	18	9	46	13.8	36.2	42.59
150	1908550158	SONIYA RANI	20	09	29	20.3	18	18	8	44	13.2	33.5	39.41
151	1908550159	SUDHEER KUMAR	-	-	-	-							
152	1908550160	SUNIL KUMAR	24	09	33	23.1	17	18	8	43	12.9	36.0	42.35
153	1908550161	SUPRITY DEVI	24	09	33	23.1	17	18	9	44	13.2	36.3	42.70
154	1908550162	SUSHMA	24	10	34	23.8	18	19	9	46	13.8	37.6	44.24
155	1908550163	SWATI TYAGI	28	09	37	25.9	19	18	7	44	13.2	39.1	46
156	1908550164	SWATI TYAGI	26	10	36	25.2	19	18	8	45	13.5	38.7	45.53
157	1908550165	UMANG MITTAL	20	09	29	20.3	18	19	8	45	13.5	33.8	39.76
158	1908550167	UPENDRA KUMAR	25	09	34	23.8	19	19	8	46	13.8	37.6	44.24
159	1908550168	VAIBHAV SHARMA	20	10	30	21			8	45	13.5	34.5	40.59



S.NO	Roll No.	Student Name	External Marks (A)	Internal Marks (B) Class Test/ Unit Test Sessional Test	Total Direct Assessment (A+B)=C 100 50	70 % of C =(D) 70	Indirect Assessment			Total of Indirect Assessment (E) 50	30 % of E = (F) 15	Total Assessment (D+F)=G 85	Percentage of Marks out of 85 G*100/85
							Assignment 20	Attendance 20	Behaviour / Attitude 10				
160	1908550169	VISHAL SAINI	27	10	37	25.9	19	19	9	47	14.1	40.0	47.06
161	1908550170	VIVEK KUMAR TAWAR	23	09	32	22.4	18	18	9	45	13.5	35.9	42.24
162	1908550171	VIVEK SAHARAWAT	24	09	33	23.1	18	18	9	45	13.5	36.6	43.06
163	1908550172	YASHI SHARMA	28	10	38	26.6	17	18	9	44	13.2	39.8	46.82
164	1908550173	YASHU SINGH	24	09	33	23.1	18	19	9	46	13.8	36.9	43.41
165	1908550174	ZFBA FARHEEN	28	09	37	25.9	19	18	8	45	13.5	39.4	46.35
166	1908550175	ZERAJAMAAL	25	09	34	23.8	18	18	9	45	13.5	37.3	43.88



gra

Methodology of Assessment

Assessment for Learning

S.No	No. of Student (F)	Weightage	Fxw
1	No. of Students getting marks equal to or more than 60% (165)	3	495
2	No. of Students equal to or more than 40 % but less than 60% (1)	2	2
3	Less than 40% (0)	1	0
	$\Sigma f = 166$		$\Sigma fx = 497$

Average of attainment of Course outcome = $497/166 = 2.99$

Scaling of Course outcome = $2.99 \times 100/3 = 99.66 \%$



Handwritten signature in green ink.

SHRI RAM COLLEGE, MUZAFFARNAGAR

Name of Department Teacher Education

Session: 2018-20

Name of Programme: B.Ed-2nd Year

Name of Course/ Subject

Assessment For Learning

Assessment of Students

S.NO	Roll No.	Student Name	External Marks (A)	Internal Marks (B) Class Test/ Unit Test Sessional Test	Total Direct Assessment (A+B)=C 100 50	70 % of C = (D) (%)	Indirect Assessment			Total of Indirect Assessment (E) 50	30 % of E = (F) 15	Total Assessment (D+F)=G 85	Percentage of Marks out of 85 G*100/85
							Assignment 20	Attendance 20	Behaviour / Attitude 10				
1	1908550001	AAHANA THARMA	33	9	42	29.4	18	17	8	43	12.9	42.3	49.76
2	1908550002	ANURADHA	22	9	31	21.7	18	18	9	45	13.5	38.2	41.41
3	1908550003	AKSHI LOHIA	29	9	38	26.6	18	17	8	43	12.9	39.5	46.47
4	1908550004	AKSHI KUMAR	22	9	31	21.7	17	16	8	41	12.3	34	40
5	1908550005	ALKA KANI	20	10	30	26.6	18	16	8	42	12.6	39.2	46.11
6	1908550006	AMIT KUMAR	31	10	41	28.7	19	18	9	46	13.8	42.5	49
7	1908550007	AMRITA	20	10	30	21	18	18	9	45	13.5	34.5	40.58
8	1908550008	ANIL KUMAR	20	9	29	20.3	19	18	8	45	13.5	33.8	39.76
9	1908550009	ANKIT KUMAR PAL	25	9	34	23.0	18	16	8	42	12.6	36.4	42.82
10	1908550010	ANSHUL VERMA	30	10	40	30.0	18	17	8	43	12.9	43.7	49.41
11	1908550011	ANUPAM SAINI	33	9	42	29.4	17	10	7	42	12.6	42	49.41
12	1908550012	ANURADHA	25	9	34	23.0	17	10	8	43	12.9	36.7	43.17
13	1908550013	ANURADHA YAGI	24	9	33	23.1	19	18	7	44	13.2	36.3	42.70
14	1908550014	ARTI SAINI	22	9	31	21.7	18	17	8	43	12.9	34.6	40.70
15	1908550015	ASIF ALI	25	10	35	24.5	17	19	8	44	13.2	35	44.70



S.NO	Roll No.	Student Name	External Marks (A)	Internal Marks (B) Class Test/ Unit Test Sessional Test	Total Direct Assessment (A+B)=C 100 50	70 % of C =(D) 70	Indirect Assessment			Total of Indirect Assessment (E) 50	30 % of E =(F) 15	Total Assessment (D+F)=G 85	Percentage of Marks out of 85 G*100/85
							Assignment 20	Attendance 20	Behaviour / Attitude 10				
16	1908550016	ASTHA SINGHAL	26	9	35	24.5	10	19	0	45	13.5	30	44.70
17	1908550017	AZARA ZAIDI	26	9	35	24.5	10	10	0	44	13.2	30.7	45.52
18	1908550018	BHAWANA VASHISTHA	32	9	41	28.7	17	10	9	44	13.2	41.3	48.50
19	1908550019	CHEETAN RA	34	10	44	30.0	17	17	9	43	12.9	43.7	51.41
20	1908550020	DIVYA SHARMA	27	10	37	25.9	10	19	0	45	13.9	39.0	46.02
21	1908550021	GARIMA	22	10	32	23.4	10	10	0	44	13.2	36.6	43.05
22	1908550022	HARSHITA GUPTA	24	9	33	23.1	10	17	7	42	12.6	35.7	42
23	1908550023	HIMANI RATHI	24	10	34	23.0	19	19	7	45	13.9	37.7	44.35
24	1908550024	HIMANSHU	31	9	40	28	17	17	0	42	12.6	40.6	47.76
25	1908550025	INDU RANI	24	9	33	23.1	17	17	0	42	12.6	35.7	42
26	1908550026	JYOTI	20	9	37	25.9	10	10	9	45	13.9	39.0	46.02
27	1908550027	JYOTI	20	9	37	25.9	19	17	9	45	13.9	39.0	46.02
28	1908550028	JYOTI RANI	27	9	36	25.2	10	17	9	44	13.2	30.4	45.17
29	1908550029	KAJAL RANI	29	9	38	26.6	17	19	0	44	13.2	39.0	46.02
30	1908550030	KAPIL KUMAR	29	9	38	26.6	17	19	0	44	13.2	39.0	46.02
31	1908550031	KARTIK KUMAR	23	9	32	22.4	10	10	7	43	12.9	35.3	41.53
32	1908550032	KM AARJU	23	9	32	22.4	10	19	0	45	13.9	46.3	54.47
33	1908550033	KM AARTI	24	9	34	23.1	10	19	0	44	13.2	36.3	42.70



S.NO	Roll No.	Student Name	External Marks (A)	Internal Marks (B) Class Test/ Unit Test Sessional Test	Total Direct Assessment (A+B)=C 100 50	70 % of C =(D) 70	Indirect Assessment			Total of Indirect Assessment (E) 50	30 % of E =(F) 15	Total Assessment (D+F)=G 85	Percentage of Marks out of 85 G*100/85
							Assignment 20	Attendance 20	Behaviour / Attitude 10				
34	1908550034	KM AKSHITA RATHI	24	10	34	23.0	19	17	9	45	13.5	37.3	43.80
35	1908550035	KM ALSABA BANO	29	09	38	26.6	19	17	9	45	13.9	40.8	47.64
36	1908550036	KM ANJALI	20	09	29	20.3	18	18	8	44	13.2	33.5	39.41
37	1908550037	KM ANJALI GAUTAM	28	09	37	25.9	18	18	7	43	12.9	38.0	48.68
38	1908550038	KM ASHA RANI	22	09	31	21.7	19	17	8	43	12.9	34.6	40.70
39	1908550039	KM AYSHA CHOUHDARY	21	09	30	21	17	18	7	42	12.6	33.6	39.53
40	1908550040	KM BHAWANA	23	09	32	22.4	18	17	8	43	12.9	35.3	41.83
41	1908550041	KM CHHAVI	27	09	36	25.2	17	18	8	43	12.9	30.1	44.02
42	1908550042	KM DEEPALI	23	10	33	23.1	18	18	7	43	12.9	36	44.38
43	1908550043	KM DIVYA JAIN	19	09	28	19.6	18	18	9	45	13.9	33.5	39.41
44	1908550044	KM DOLI	15	09	24	16.0	17	19	9	45	13.9	30.7	36.12
45	1908550045	KM HIMANSHI SHARMA	24	10	34	23.0	19	17	7	43	12.9	36.7	43.17
46	1908550046	KM ITI BANSAL	28	09	37	25.9	19	17	8	44	13.2	49.1	47.76
47	1908550047	KM JYOTI RANI	19	09	28	19.6	17	19	9	45	13.9	33.5	39.41
48	1908550048	KM MALTI	25	09	34	23.0	19	19	9	47	14.1	37.9	46
49	1908550050	KM MEENAKSHI	22	09	31	21.7	18	19	7	44	13.2	34.9	41.06
50	1908550051	KM MOMINA ANILIM	22	09	31	21.7	18	17	9	44	13.2	34.9	41.06
51	1908550052	KM MONI DEVI	10	09	27	18.9	17	18	9	44	13.2	32.1	37.76




S.NO	Roll No.	Student Name	External Marks (A)	Internal Marks (B) Class Test / Unit Test Sessional Test	Total Direct Assessment (A+B)=C 100 50	70 % of C = (D) 70	Indirect Assessment			Total of Indirect Assessment (E) 50	30 % of E = (F) 15	Total Assessment (D+F)=G 85	Percentage of Marks out of 85 G*100/85
							Assignment 20	Attendance 20	Behaviour / Attitude 10				
52	1908550053	KM MONIKA	20	09	29	20.3	18	18	9	45	13.5	33.0	39.76
53	1908550054	KM NEHA	24	09	33	23.1	14	18	8	45	12.5	36.6	43.08
54	1908550055	KM NEHA PAL	24	09	33	23.1	18	17	8	43	12.9	36	42.38
55	1908550056	KM NIDHI	15	09	24	16.0	19	17	8	44	13.2	36	42.38
56	1908550057	KM NIDHI SHARMA	20	10	30	21	19	18	9	46	13.8	34.0	40.94
57	1908550058	KM POOJA	20	09	29	20.3	19	17	9	45	13.5	33.0	39.76
58	1908550059	KM POOJA DEVI	17	09	26	18.2	17	18	8	43	12.9	31.1	36.59
59	1908550060	KM POONAM RANI	19	09	28	19.6	17	19	9	45	13.5	33.1	38.94
60	1908550061	KM PRIYANKA	19	09	28	19.6	14	17	8	44	13.2	32.0	38.89
61	1908550062	KM RAKHI RANI	25	10	35	24.5	18	18	8	44	13.2	27.7	44.38
62	1908550063	KM REENA DEVI	24	09	33	23.1	18	17	8	43	12.9	36	42.38
63	1908550064	KM ROOMA	16	09	25	17.5	19	19	8	46	13.8	31.3	36.02
64	1908550065	KM RUBI RANI	19	10	29	20.3	18	17	9	44	13.2	33.5	39.41
65	1908550066	KM SANA	20	09	37	25.9	17	19	8	44	13.2	39.1	46
66	1908550067	KM SANTOSH KUMARI	21	09	30	21	17	17	9	43	12.9	33.9	39.00
67	1908550068	KM SEEMA	23	09	32	22.4	18	18	9	45	13.5	25.9	42.23
68	1908550069	KM SEVIKA	21	09	30	21	19	17	8	44	13.2	34.2	40.23
69	1908550070	KM SHABNAM	32	09	39	27.3	19	17	8	44	13.2	41.9	49.29



S.NO	Roll No.	Student Name	External Marks (A)	Internal Marks (B) Class Test/ Unit Test Sessional Test	Total Direct Assessment (A+B)=C +100 50	70 % of C =(D) 70	Indirect Assessment			Total of Indirect Assessment (E) 50	30 % of E = (F) 15	Total Assessment (D+F)=G 85	Percentage of Marks out of 85 G*100/85
							Assignment 20	Attendance 20	Behaviour / Attitude 10				
70	1908550071	KM SHILPA	20	10	30	26.6	19	18	9	46	13.8	40.7	47.00
71	1908550072	KM SHIVANGI SINGH	20	08	36	25.2	18	19	8	45	13.5	30.7	48.83
72	1908550073	KM SHIVA**	23	09	32	24.4	17	18	8	43	12.9	27.3	48.00
73	1908550074	KM SOLAT JAMAL	12	09	21	14.7	17	18	8	43	12.9	27.6	32.47
74	1908550076	KM SUJATA GAUTAM	24	09	33	23.1	18	19	9	46	13.8	36.9	43.41
75	1908550078	KM SWATI RANI	23	09	32	22.4	18	19	9	46	13.8	36.2	42.89
76	1908550079	KM TABASSUM	20	09	29	20.3	19	18	8	45	13.5	33.0	39.76
77	1908550080	KM YOGITA	24	09	33	23.1	19	19	8	46	13.8	36.9	43.41
78	1908550081	LAXMI RANI	20	08	28	19.6	19	18	9	46	13.8	33.4	39.29
79	1908550082	LUCKY	20	09	29	20.3	17	19	9	45	13.5	33.0	39.76
80	1908550084	MARIYAM ASIM	30	09	39	27.3	17	19	9	45	13.5	40.0	48
81	1908550085	MARIYAM ZAIDI	27	09	36	25.2	18	18	8	44	13.2	30.4	45.18
82	1908550086	MEENAKSHI SHARMA	17	10	27	18.9	18	18	8	44	13.2	32.3	38
83	1908550087	MINAKSHI RANA	18	09	27	18.9	18	19	8	45	13.5	32.4	38.11
84	1908550088	MOHD MAHRAJ	16	10	26	18.2	18	19	9	46	13.8	32	37.64
85	1908550089	MOHD NAZIM	23	08	31	21.7	19	18	9	46	13.8	34.5	40.80
86	1908550091	MUSKAAN	24	09	33	23.1	19	17	8	44	13.2	36.3	42.70
87	1908550092	NADEEM KHAN	27	08	35	24.5	19	17	9	44	13.2	37.7	44.38



S.NO	Roll No.	Student Name	External Marks (A)	Internal Marks (B) Class Test/ Unit Test Sessional Test	Total Direct Assessment (A+B)=C 400 50	70 % of C =(D) 70	Indirect Assessment			Total of Indirect Assessment (E) 50	30 % of E =(F) 15	Total Assessment (D+F)=G 85	Percentage of Marks out of 85 G*100/85
							Assignment 20	Attendance 20	Behaviour / Attitude 10				
88	1908550094	NAUREEN FATIMA	20	09	29	20.3	10	19	9	46	13.8	34.1	40.11
89	1908550095	NAUREEN SIDDIQUI	22	08	30	21	19	10	8	45	13.5	34.5	40.80
90	1908550096	NEERAJ KUMAR	19	09	20	19.6	19	10	8	45	13.8	33.1	38.94
91	1908550097	NEHA AGARWAL	-	09			10	19	8	45	13.8		
92	1908550098	NEHA BHARGAV	25	10	35	24.8	10	10	8	44	13.2	37.7	44.38
93	1908550099	NEHA SAROHA	21	10	31	21.7	19	10	8	45	13.5	35.2	41.41
94	1908550100	NEHA SHARMA	21	10	31	21.7	10	19	9	46	13.8	34.8	40.50
95	1908550101	NEHA VERMA	19	09	20	19.6	10	19	9	46	13.8	33.4	39.29
96	1908550102	NIDHI MITTAL	24	09	33	23.1	10	19	9	46	13.8	36.9	43.41
97	1908550103	NIDHI SHARMA	22	10	32	22.4	19	10	8	45	13.8	35.9	42.23
98	1908550104	PINKI RANI	22	09	31	21.7	19	10	9	46	13.8	35.5	41.76
99	1908550105	POONAM SHRIVASTAVA	27	10	37	25.9	19	10	9	46	13.8	39.7	46.70
100	1908550106	PRACHI SHARMA	16	10	26	18.2	10	10	9	45	13.5	31.7	37.29
101	1908550108	PRAKARTI SHARMA	14	10	24	16.8	10	19	8	45	13.5	30.3	35.64
102	1908550109	PRAVEEN KHATOON	22	09	31	21.7	10	19	8	45	13.5	35.2	41.41
103	1908550110	PREETI AGGARWAL	20	10	30	21	10	19	8	45	13.5	34.5	40.80
104	1908550111	PREETI RANI	20	09	29	20.3	10	19	8	45	13.5	40.8	48
105	1908550112	PRIYA	10	09	27	18.9	10	19	9	46	13.8	32.7	38.47



S.NO	Roll No.	Student Name	External Marks (A)	Internal Marks (B) Class Test/ Unit Test Sessional Test	Total Direct Assessment (A+B)=C 100 50	70 % of C =(D) 70	Indirect Assessment			Total of Indirect Assessment (E) 50	30 % of E =(F) 15	Total Assessment (D+F)=G 85	Percentage of Marks out of 85 G*100/85
							Assignment 20	Attendance 20	Behaviour / Attitude 10				
106	1908550113	PRIYA	26	09	35	24.5	18	19	8	45	13.5	30	44.70
107	1908550114	PRIYA BHARTI	10	09	27	18.9	18	19	9	46	13.8	32.7	38.47
108	1908550115	PRIYA SINGH	25	09	34	23.1	19	18	8	45	13.5	36.6	43.08
109	1908550116	PRIYA VERMA	20	09	29	20.3	18	18	9	45	13.5	33.0	39.76
110	1908550117	PRIYAM LATIYAN	31	08	39	27.3	19	19	9	47	14.1	37.4	44
111	1908550118	PRIYANKA KAMBOJ	26	09	35	24.5	18	18	8	44	13.2	37.7	44.38
112	1908550119	PRIYANSHU JAIN	24	09	33	23.1	18	19	9	46	13.8	36.9	43.41
113	1908550120	PUSHPENDRA KUMAR	18	10	28	19.6	19	19	8	46	13.8	33.4	39.29
114	1908550121	RADHIKA BHATNAGAR	25	09	34	23.8	18	18	9	45	13.5	36.3	42.70
115	1908550122	RADHIKA VERMA	20	09	29	20.3	19	18	8	45	13.5	33.0	39.76
116	1908550123	RAJAT GAUTAM	33	09	42	29.4	19	19	9	47	14.1	43.8	41.17
117	1908550124	RAJNI DEVI	28	09	37	25.9	19	18	9	46	13.8	39.7	46.70
118	1908550125	RASHMI SINGH	30	09	39	27.3	18	19	9	46	13.8	41.1	48.38
119	1908550126	REETA	20	09	29	20.3	18	19	9	46	13.8	34.1	40.11
120	1908550127	RENU	16	10	26	18.2	19	18	9	46	13.8	32	37.64
121	1908550128	RESHMA PARVEEN	20	09	29	20.3	19	18	9	46	13.8	34.1	40.11
122	1908550129	RITIKA DEOL	22	09	31	21.7	19	19	8	46	13.8	35.8	41.76
123	1908550130	RITU DEVI	14	09	23	16.1	18	19	8	46	13.8	29.9	35.17



S.NO	Roll No.	Student Name	External Marks (A)	Internal Marks (B) Class Test/ Unit Test Sessional Test	Total Direct Assessment (A+B)=C 100 50	70 % of C =(D) 70	Indirect Assessment			Total of Indirect Assessment (E) 50	30 % of E = (F) 15	Total Assessment (D+F)=G 85	Percentage of Marks out of 85 G*100/85
							Assignment 20	Attendance 20	Behaviour / Attitude 10				
124	1908550131	RIYA	24	09	33	23.1	19	17	0	44	13.2	36.3	42.70
125	1908550132	RIYA	22	09	31	21.7	10	10	0	45	13.5	35.2	41.41
126	1908550133	ROOPALI SINGHWAL	21	09	30	21	19	10	9	46	13.0	34.0	40.94
127	1908550134	ROSHAN JAHAN KHAN	17	10	27	10.9	19	18	9	46	13.0	32.7	38.47
128	1908550135	RUPA RANI	10	09	27	10.9	19	18	9	46	13.0	32.7	38.47
129	1908550136	SAKSHI TYAGI	20	09	29	20.3	10	17	0	43	12.9	34.2	40.23
130	1908550137	SAKSHI TYAGI	20	09	37	25.9	10	17	0	43	12.9	30.0	46.64
131	1908550138	SAMRAT KASHYAP	20	09	37	25.9	10	10	0	44	13.2	39.1	46
132	1908550139	SANDEEP SAINI	27	09	36	25.2	19	17	9	45	13.5	39.4	46.38
133	1908550140	SANDHYA	25	09	34	23.0	17	10	9	44	13.2	36	42.38
134	1908550141	SAVAN KUMAR	25	09	34	23.0	10	10	9	45	13.5	37.3	43.00
135	1908550142	SEEMA KATARIA	17	09	26	10.2	10	17	0	43	12.9	31.1	36.80
136	1908550143	SHADMA NAAZ	24	09	33	23.1	17	10	0	43	12.9	36.6	43.06
137	1908550144	SHANU	26	10	36	25.2	17	10	9	44	13.2	30.4	48.17
138	1908550145	SHEETAL RANI	26	09	35	24.5	10	17	0	43	12.9	37.4	44
139	1908550146	SHIKHA BALIYAN	17	10	27	10.9	10	10	9	45	13.5	32.4	38.12
140	1908550147	SHIKHA KALRA	31	09	40	28	17	17		42	12.6	40	47.06
141	1908550148	SHIVANI	21	09	30	21	17	17	9	43	12.9	33.9	39.00



S.NO	Roll No.	Student Name	External Marks (A)	Internal Marks (B) Class Test/ Unit Test Sessional Test	Total Direct Assessment (A+B)=C 100 50	70 % of C =(D) 70	Indirect Assessment			Total of Indirect Assessment (E) 50	30 % of E =(F) 15	Total Assessment (D+F)=G 85	Percentage of Marks out of 85 G*100/85
							Assignment 20	Attendance 20	Behaviour / Attitude 10				
142	1908550150	SHIVANI CHAUDHARY	31	09	40	28	17	10	9	44	13.2	31.2	36.70
143	1908550151	SHIVANI SHARMA	29	10	39	27.3	10	18	0	44	13.2	40.5	47.64
144	1908550152	SHREYA BHARDWAI	24	10	34	23.0	10	10	0	44	13.2	36	42.38
145	1908550153	SHREYA GOEL	27	09	36	25.2	10	10	9	48	13.8	30.7	48.82
146	1908550154	SONALI	24	09	33	23.1	17	18	9	44	13.2	36.6	43.06
147	1908550155	SONAM CHAHAL	18	10	28	19.6	10	18	9	44	13.2	32.0	38.59
148	1908550156	SONIYA	17	09	26	18.2	17	17	0	42	12.6	30.0	36.23
149	1908550157	SONIYA	19	09	28	19.6	10	19	0	45	13.5	33.1	38.94
150	1908550158	SONIYA RANI	17	09	26	18.2	17	19	9	48	13.5	31.7	37.29
151	1908550159	SUDHEER KUMAR	-	-	-	-	10	17	0	43	12.9		
152	1908550160	SUNIL KUMAR	24	09	33	23.1	10	17	9	44	13.2	46.3	44.47
153	1908550161	SUPRITY DEVI	21	10	31	21.7	19	17	0	44	13.2	34.9	41.06
154	1908550162	SUSHMA	24	09	33	23.1	17	18	0	43	12.9	36	42.38
155	1908550163	SWATI TYAGI	24	09	33	23.1	17	18	0	43	12.9	36	42.38
156	1908550164	SWATI TYAGI	29	10	39	27.3	10	17	9	44	13.2	40.5	47.64
157	1908550165	UMANG MITTAL	26	09	35	24.5	10	19	0	45	13.5	30	44.70
158	1908550167	UPENDRA KUMAR	17	09	26	18.2	19	17	0	44	13.2	31.4	36.94
159	1908550168	VAIBHAV SHARMA	18	10	28	19.6	19	17	9	45	13.5	33.1	38.94



S.NO	Roll No.	Student Name	External Marks (A)	Internal Marks (B) Class Test/ Unit Test Sessional Test	Total Direct Assessment (A+B)=C 400 50	70 % of C =(D) 70	Indirect Assessment			Total of Indirect Assessment (E) 50	30 % of E =(F) 15	Total Assessment (D+F)=G 85	Percentage of Marks out of 85 G*100/85
							Assignment 20	Attendance 20	Behaviour / Attitude 10				
160	1908550169	VISHAL SAINI	25	09	34	23.8	17	10	9	44	13.2	37	43.53
161	1908550170	VIVEK KUMAR TAWAR	23	09	32	22.4	18	10	8	44	13.2	45.6	48.64
162	1908550171	VIVEK SAHARAWAT	15	09	34	23.8	19	17	9	45	13.9	37.7	44.38
163	1908550172	YASHI SHARMA	22	10	32	22.4	17	10	8	43	12.9	25.3	41.82
164	1908550173	YASHI SINGH	18	09	27	18.9	10	10	9	45	13.9	32.8	30.89
165	1908550174	ZEBA FARHEEN	31	09	40	28	18	19	9	46	13.8	41.8	49.17
166	1908550175	ZEBAJAMAAL	19	09	28	19.6	19	18	9	46	13.8	34.3	40.38



Handwritten signature in green ink.

Methodology of Assessment

Optional Paper

S.No	No. of Student (F)	Weightage	Fxn
1	No. of Students getting marks equal to or more than 60% (165)	3	495
2	No. of Students equal to or more than 40 % but less than 60% (1)	2	2
3	Less than 40% (0)	1	0
	$\Sigma f = 166$		$\Sigma fx = 497$

Average of attainment of Course outcome = $497/166 = 2.99$

Scaling of Course outcome = $2.99 \times 100/3 = 99.66 \%$



[Handwritten signature]

SHRI RAM COLLEGE, MUZAFFARNAGAR

Name of Department Teacher Education

Session: 2018-20

Name of Programme: B.Ed-2nd Year

Name of Course/ Subject

Optional Courses

Assessment of Students

(E-50 to 510)

S.NO	Roll No.	Student Name	External Marks (A)	Internal Marks (B) Class Test/ Unit Test Sessional Test	Total Direct Assessment (A+B)=C 100	70 % of C =(D) 70	Indirect Assessment			Total of Indirect Assessment (E) 50	30 % of E =(F) 15	Total Assessment (D+F)=G 85	Percentage of Marks out of 85 G*100/85
							Assignment 20	Attendance 20	Behaviour / Attitude 10				
1	1908550001	AASTHA SHARMA	25	10	35	24.5	18	17	7	42	12.6	37.1	43.647
2	1908550002	AKANSHA KATARIYA	23	10	33	23.1	19	18	9	44	13.2	36.3	42.70
3	1908550003	AKSHI LOHIA	25	9	34	23.8	18	18	7	43	12.9	36.7	43.17
4	1908550004	AKSHMIKA	26	10	36	25.2	17	18	8	43	12.9	38.1	44.82
5	1908550005	ALKA RANI	28	10	38	26.6	19	17	8	44	13.2	39.8	46.82
6	1908550006	AMIT KUMAR ₅₀₄	30	10	40	28	18	18	9	45	13.5	41.5	48.82
7	1908550007	AMREEN	29	10	39	27.3	17	17	7	41	12.3	39.6	46.58
8	1908550008	ANIL KUMAR	33	9	32	22.4	19	17	7	43	12.9	35.3	41.52
9	1908550009	ANKIT KUMAR PAL	23	9	32	22.4	19	18	8	35	10.5	32.9	38.70
10	1908550010	ANSHUL VERMA	17	10	27	18.9	19	19	9	47	14.1	33	38.82
11	1908550011	ANUPAM SAINI	26	9	35	24.5	18	17	9	44	13.2	37.7	44.35
12	1908550012	ANURADHA	26	9	35	24.5	17	17	7	41	12.3	36.8	43.29
13	1908550013	ARCHNA TYAGI	25	9	34	23.8	18	18	8	44	13.2	37	43.52
14	1908550014	ARTI SAINI	24	10	34	23.8	19	19	8	46	13.8	37.6	44.23
15	1908550015	ASIF ALI	21	10	31	21.7	18	18	8	46	13.8	35.5	41.76



S.NO	Roll No.	Student Name	External Marks (A)	Internal Marks (B) Class Test/ Unit Test Sessional Test	Total Direct Assessment (A+B)=C 100	70 % of C =(D) 70	Indirect Assessment			Total of Indirect Assessment (E) 50	30 % of E =(F) 15	Total Assessment (D+F)=G 85	Percentage of Marks out of 85 G*100/85
							Assignment 20	Attendance 20	Behaviour / Attitude 10				
16	1908550016	ASTHA SINGHAL	26	9	35	24.5	18	17	8	43	12.9	37.4	44
17	1908550017	AZARA ZAIDI	24	10	34	23.8	17	18	9	44	13.2	37	43.52
18	1908550018	BHAWANA VASHISHTHA	30	10	40	28	17	18	7	42	12.6	40.6	47.76
19	1908550019	CHETNA ARORA	26	10	36	25.2	18	19	8	45	13.5	38.7	45.52
20	1908550020	DIVYA SHARMA	26	10	36	25.2	19	19	8	46	13.8	39	45.88
21	1908550021	GARIMA	21	10	31	21.7	19	17	9	45	13.5	35.2	41.41
22	1908550022	HARSHITA GUPTA	22	9	31	21.7	18	19	9	46	13.8	35.5	41.76
23	1908550023	HIMANI RATHI	28	10	38	26.6	18	17	9	45	13.5	40.1	47.17
24	1908550024	HIMANSHU	27	9	36	25.2	17	18	7	42	12.6	37.8	44.47
25	1908550025	INDU RANI	19	10	29	20.3	18	19	8	45	13.5	33.8	39.76
26	1908550026	JYOTI	33	9	42	29.4	17	17	7	41	12.3	41.7	49.05
27	1908550027	JYOTI	22	9	31	21.7	19	19	8	46	13.8	35.5	41.76
28	1908550028	JYOTI RANI	26	10	36	25.2	18	18	9	45	13.5	38.7	45.52
29	1908550029	KAJAL RANI	28	9	37	25.9	19	19	9	47	14.1	40	47.05
30	1908550030	KAPIL KUMAR	21	9	30	21	19	18	9	46	13.8	34.8	40.94
31	1908550031	KARTIK KUMAR	17	8	25	17.5	17	17	8	41	12.3	29.8	35.05
32	1908550032	KM AARJU	26	10	36	25.2	18	17	7	42	12.6	37.8	44.47
33	1908550033	KM AARTI	23	9	32	22.4	19	18	8	45	13.5	35.9	42.23



S.NO	Roll No.	Student Name	External Marks (A)	Internal Marks (B) Class Test/ Unit Test Sessional Test	Total Direct Assessment (A+B)=C 100	70 % of C =(D) 70	Indirect Assessment			Total of Indirect Assessment (E) 50	30 % of E = (F) 15	Total Assessment (D+F)=G 85	Percentage of Marks out of 85 G*100/85
							Assignment 20	Attendance 20	Behaviour / Attitude 10				
34	1908550034	KM AKSHITA RATHI	30	10	40	28	18	18	9	45	13.5	41.5	48.82
35	1908550035	KM ALSABA BANO	24	9	33	23.1	17	19	9	45	13.5	36.6	43.05
36	1908550036	KM ANJALI	20	9	29	20.3	19	19	8	46	13.8	34.1	40.11
37	1908550037	KM ANJALI GAUTAM	25	9	34	23.8	19	19	8	46	13.8	37.6	44.23
38	1908550038	KM ASHA RANI	23	9	32	22.4	18	18	7	43	12.9	35.3	41.52
39	1908550039	KM AYSHA CHOUDHARY	29	9	38	26.6	17	17	8	42	12.6	39.2	46.11
40	1908550040	KM BHAWANA	20	9	29	20.3	17	18	9	44	13.2	33.5	39.41
41	1908550041	KM CHHAVI	28	10	38	26.6	19	18	9	46	13.8	40.4	47.52
42	1908550042	KM DEEPALI	22	10	32	22.4	19	18	8	45	13.5	35.9	42.23
43	1908550043	KM DIVYA JAIN	22	10	32	22.4	18	19	9	46	13.8	36.2	42.58
44	1908550044	KM DOLI	20	9	29	20.3	17	18	8	43	12.9	33.2	39.05
45	1908550045	KM HIMANSHI SHARMA	28	10	38	26.6	18	19	8	45	13.5	40.1	47.17
46	1908550046	KM ITI BANSAL	32	10	42	29.4	18	18	8	44	13.2	42.6	50.11
47	1908550047	KM JYOTI RANI	21	9	30	21	18	18	9	45	13.5	34.5	40.58
48	1908550048	KM MALTI	28	10	38	26.6	19	19	9	47	14.1	40.7	47.88
49	1908550050	KM MEENAKSHI	23	9	32	22.4	19	18	9	46	13.8	36.2	42.58
50	1908550051	KM MOMINA ANIJUM 504	28	9	37	25.9	18	19		45	13.5	39.4	46.35
51	1908550052	KM MONI DEVI	22	9	31	21.7	19	19		45	13.5	35.2	41.41



S.NO	Roll No.	Student Name	External Marks (A)	Internal Marks (B) Class Test/ Unit Test Sessional Test	Total Direct Assessment (A+B)=C 100	70 % of C =(D) 70	Indirect Assessment			Total of Indirect Assessment (E) 50	30 % of E = (F) 15	Total Assessment (D+F)=G 85	Percentage of Marks out of 85 G*100/85
							Assignment 20	Attendance 20	Behaviour / Attitude 10				
52	1908550053	KM MONIKA	22	9	31	21.7	19	18	8	45	13.5	39.2	41.41
53	1908550054	KM NEHA	24	9	33	23.1	18	19	8	45	13.5	36.6	43.05
54	1908550055	KM NEHA PAL	23	9	32	22.4	19	19	8	46	13.8	36.2	42.58
55	1908550056	KM NIDHI	26	10	36	25.2	18	18	8	44	13.2	38.4	45.17
56	1908550057	KM NIDHI SHARMA	26	10	36	25.2	19	18	9	46	13.8	39.0	45.88
57	1908550058	KM POOJA	24	9	33	23.1	19	18	9	46	13.8	36.9	43.41
58	1908550059	KM POOJA DEVI	21	9	30	21	19	17	9	45	13.5	34.5	40.58
59	1908550060	KM POONAM RANI	16	9	25	17.5	18	18	8	44	13.2	31.7	37.29
60	1908550061	KM PRIYANKA	24	9	33	23.1	17	18	8	43	12.9	36.0	42.85
61	1908550062	KM RAKHI RANI	20	9	29	20.3	18	19	8	45	13.5	33.8	39.76
62	1908550063	KM REENA DEVI	24	9	33	23.1	18	19	9	46	13.8	36.9	43.41
63	1908550064	KM ROOMA	21	9	30	21	18	19	9	46	13.8	34.8	40.94
64	1908550065	KM RUBI RANI	22	10	32	22.4	19	18	8	45	13.5	35.9	42.23
65	1908550066	KM SANA	25	9	34	23.8	19	19	8	46	13.8	47.6	56.00
66	1908550067	KM SANTOSH KUMARI	18	9	27	18.9	19	19	7	45	13.5	32.4	38.11
67	1908550068	KM SEEMA	22	10	32	22.4	19	18	9	46	13.8	36.2	42.58
68	1908550069	KM SEVIKA	26	9	35	24.5	18	19	8	45	13.5	38.0	44.70
69	1908550070	KM SHABNAM	27	9	36	25.2	19	17	9	45	13.5	38.7	45.52



S.NO	Roll No.	Student Name	External Marks (A)	Internal Marks (B) Class Test/ Unit Test Sessional Test	Total Direct Assessment (A+B)=C 100	70 % of C =(D) 70	Indirect Assessment			Total of Indirect Assessment (E) 50	30 % of E = (F) 15	Total Assessment (D+F)=G 85	Percentage of Marks out of 85 G*100/85
							Assignment 20	Attendance 20	Behaviour / Attitude 10				
70	1908550071	KM SHILPA	28	10	38	26.6	19	18	9	46	13.8	40.4	47.52
71	1908550072	KM SHIVANGI SINGH	23	10	33	23.1	19	17	9	45	13.5	36.6	43.05
72	1908550073	KM SHIVANI	20	9	29	20.3	19	18	9	46	13.8	34.1	40.11
73	1908550074	KM SOLAT JAHAN	17	9	26	18.2	18	18	9	45	13.5	31.7	37.29
74	1908550076	KM SUJATA GAUTAM	27	10	37	24.5	18	19	8	45	13.5	38.3	45.05
75	1908550078	KM SWATI RANI	26	9	35	24.5	19	19	8	46	13.8	38.2	45.05
76	1908550079	KM TABASSUM	19	9	28	19.6	18	19	7	44	13.2	32.8	38.58
77	1908550080	KM YOGITA	23	9	32	22.4	17	19	8	44	13.2	35.6	41.88
78	1908550081	LAXMI RANI	23	9	32	22.4	18	18	8	44	13.2	35.6	41.88
79	1908550082	LUCKY	20	9	29	20.3	18	19	7	44	13.2	33.5	39.41
80	1908550084	MARIYAM ASIM	22	9	31	21.7	18	18	9	45	13.5	35.2	41.41
81	1908550085	MARIYAM ZAIDI	19	9	28	19.6	18	19	9	46	13.8	33.4	39.29
82	1908550086	MEENAKSHI SHARMA	22	10	32	22.4	19	19	9	47	14.1	36.5	42.94
83	1908550087	MINAKSHI RANA	20	10	30	21	19	19	8	46	13.8	34.8	40.94
84	1908550088	MOHD MAHRAJ	23	10	33	23.3	19	19	8	46	13.8	37.1	43.64
85	1908550089	MOHD NAZIM	27	9	36	25.2	18	18	7	43	12.9	38.1	44.82
86	1908550091	MUSKAAN	22	10	32	22.4	19	18	9	46	13.8	36.2	42.58
87	1908550092	NADEEM KHAN	22	9	31	21	19	17	9	44	13.2	34.2	40.23



S.NO	Roll No.	Student Name	External Marks (A)	Internal Marks (B) Class Test/ Unit Test Sessional Test	Total Direct Assessment (A+B)=C 100	70 % of C =(D) 70	Indirect Assessment			Total of Indirect Assessment (E) 50	30 % of E = (F) 15	Total Assessment (D+F)=G 85	Percentage of Marks out of 85 G*100/85
							Assignment 20	Attendance 20	Behaviour / Attitude 10				
88	1908550094	NAUREEN FATIMA	24	9	33	23.3	19	18	8	45	13.5	36.8	43.29
89	1908550095	NAUREEN SIDDIQUI	25	9	34	23.8	18	19	9	46	13.8	37.6	44.23
90	1908550096	NEERAJ KUMAR	21	9	30	21	19	18	7	44	13.2	34.2	40.23
91	1908550097	NEHA AGARWAL		9			19	18	8	45	13.5		
92	1908550098	NEHA BHARGAV	24	9	33	23.3	19	18	8	45	13.5	36.8	43.29
93	1908550099	NEHA SAROHA	25	10	35	24.5	19	17	8	44	13.2	36.7	43.17
94	1908550100	NEHA SHARMA 504	31	10	41	28.7	19	18	9	46	13.8	42.5	48.47
95	1908550101	NEHA VERMA	25	9	34	23.8	18	18	9	45	13.5	37.3	43.88
96	1908550102	NIDHI MITTAL	24	9	33	23.3	19	18	9	46	13.8	37.1	43.64
97	1908550103	NIDHI SHARMA	27	9	36	25.2	19	19	8	46	13.8	39.0	45.88
98	1908550104	PINKI RANI	25	10	35	24.5	17	19	8	44	13.2	37.7	44.35
99	1908550105	POONAM SHRIVASTAVA	31	10	41	28.7	18	19	8	45	13.5	42.2	49.64
100	1908550106	PRACHI SHARMA	20	9	29	20.3	18	19	7	46	13.8	34.1	40.11
101	1908550108	PRAKARTI SHARMA	22	9	31	21.7	18	18	9	45	13.5	35.2	41.41
102	1908550109	PRAVEEN KHATOON	26	9	35	24.5	17	19	9	45	13.5	38.0	44.70
103	1908550110	PREETI AGGARWAL	22	10	31	21.7	19	19	8	46	13.8	35.5	41.76
104	1908550111	PREETI RANI	24	9	33	23.3	19	18	9	46	13.8	37.1	43.64
105	1908550112	PRIYA	27	9	36	25.2	18	19	7	44	13.2	38.4	45.17



S.NO	Roll No.	Student Name	External Marks (A)	Internal Marks (B) Class Test/ Unit Test Sessional Test	Total Direct Assessment (A+B)=C 100	70 % of C =(D) 70	Indirect Assessment			Total of Indirect Assessment (E) 50	30 % of E =(F) 15	Total Assessment (D+F)=G 85	Percentage of Marks out of 85 G*100/85
							Assignment 20	Attendance 20	Behaviour / Attitude 10				
106	1908550113	PRIYA	25	9	34	23.8	19	18	9	46	13.8	37.6	44.23
107	1908550114	PRIYA BHARTI	22	9	31	21.7	18	18	8	44	13.2	34.9	41.05
108	1908550115	PRIYA SINGH	26	9	35	24.5	18	17	8	43	12.9	37.4	44.00
109	1908550116	PRIYA VERMA	27	9	36	25.2	19	19	8	46	13.8	39.0	45.88
110	1908550117	PRIYAM LATIYAN	25	9	34	23.8	18	19	9	46	13.8	37.6	44.23
111	1908550118	PRIYANKA KAMBOJ	29	9	38	26.6	17	19	9	45	13.5	40.1	47.17
112	1908550119	PRIYANSHU JAIN	30	10	40	28	18	18	9	45	13.5	41.5	48.82
113	1908550120	PUSHPENDRA KUMAR 504	28	10	38	26.6	18	18	9	45	13.5	40.1	47.17
114	1908550121	RADHIKA BHATNAGAR 504	33	9	42	29.4	18	18	9	45	13.5	42.9	50.47
115	1908550122	RADHIKA VERMA 504	27	9	36	25.2	18	18	7	43	12.9	38.1	44.82
116	1908550123	RAJAT GAUTAM	25	9	34	23.8	19	18	7	44	13.2	37.0	43.52
117	1908550124	RAJNI DEVI	27	10	37	25.9	19	19	8	46	13.8	39.7	46.70
118	1908550125	RASHMI SINGH	24	10	34	23.8	19	19	9	46	13.8	37.6	44.23
119	1908550126	REETA	23	9	32	22.4	19	17	9	44	13.2	35.6	41.88
120	1908550127	RENU	24	9	33	23.3	18	19	8	45	13.5	36.8	43.29
121	1908550128	RESHMA PARVEEN	32	9	41	28.7	17	18	8	43	12.9	41.6	48.94
122	1908550129	RITIKA DEOL	20	9	29	20.3	18	18	9	46	13.8	34.1	40.11
123	1908550130	RITU DEVI	28	9	37	25.9	18	18	7	44	13.2	39.1	46.00



S.NO	Roll No.	Student Name	External Marks (A)	Internal Marks (B) Class Test/ Unit Test Sessional Test	Total Direct Assessment (A+B)=C 100	70 % of C =(D) 70	Indirect Assessment			Total of Indirect Assessment (E) 50	30 % of E = (F) 15	Total Assessment (D+F)=G 85	Percentage of Marks out of 85 G*100/85
							Assignment 20	Attendance 20	Behaviour / Attitude 10				
124	1908550131	RIYA	28	9	37	25.9	18	19	7	44	13.2	39.1	47.60
125	1908550132	RIYA	26	9	35	24.5	19	19	9	47	14.1	38.6	45.41
126	1908550133	ROOPALI SINGHWAL	24	10	34	23.8	19	18	8	45	13.5	37.3	43.88
127	1908550134	ROSHAN JAHAN KHAN	28	10	38	26.6	19	18	9	46	13.8	40.4	47.52
128	1908550135	RUPA RANI	25	9	34	23.8	19	18	9	46	13.8	37.6	44.23
129	1908550136	SAKSHI TYAGI	23	10	33	23.3	19	18	8	45	13.5	36.8	43.29
130	1908550137	SAKSHI TYAGI 504	32	9	41	28.7	18	17	8	43	12.9	41.6	48.94
131	1908550138	SAMRAT KASHYAP	24	9	33	23.3	18	18	9	45	13.5	36.8	43.29
132	1908550139	SANDEEP SAINI	21	9	30	21	18	18	9	45	13.5	34.5	40.58
133	1908550140	SANDHYA	26	9	35	24.5	18	18	8	44	13.2	37.7	44.35
134	1908550141	SAVAN KUMAR	20	9	29	20.3	17	17	9	43	12.9	33.2	39.05
135	1908550142	SEEMA KATARIA	17	10	27	18.9	18	19	8	45	13.5	32.4	38.11
136	1908550143	SHADMA NAAZ	25	9	34	23.8	19	18	8	45	13.5	37.3	43.88
137	1908550144	SHANU	31	10	41	28.7	19	19	8	46	13.8	42.6	50.11
138	1908550145	SHEETAL RANI	26	9	35	24.5	18	18	7	43	12.9	36.4	42.82
139	1908550146	SHIKHA BALIYAN	20	9	29	20.3	18	19	9	46	13.8	34.1	40.11
140	1908550147	SHIKHA KALRA	25	9	34	23.8	19	18	9	46	13.8	37.6	44.23
141	1908550148	SHIVANI	30	9	39	27.3	18	18	8	45	13.5	40.8	48.00



S.NO	Roll No.	Student Name	External Marks (A)	Internal Marks (B) Class Test/ Unit Test Sessional Test	Total Direct Assessment (A+B)=C 100	70 % of C =(D) 70	Indirect Assessment			Total of Indirect Assessment (E) 50	30 % of E =(F) 15	Total Assessment (D+F)=G 85	Percentage of Marks out of 85 G*100/85
							Assignment 20	Attendance 20	Behaviour / Attitude 10				
142	1908550150	SHIVANI CHAUDHARY	24	9	33	23.3	19	18	9	46	13.8	37.1	43.64
143	1908550151	SHIVANI SHARMA	23	10	33	23.3	17	19	9	45	13.5	36.8	43.29
144	1908550152	SHREYA BHARDWAJ	28	9	37	25.9	19	19	8	46	13.8	39.7	46.70
145	1908550153	SHREYA GOEL	28	9	37	25.9	19	18	8	45	13.5	39.4	48.04
146	1908550154	SONALI	24	9	33	23.3	18	17	7	42	12.6	35.9	42.23
147	1908550155	SONAM CHAHAL	29	10	39	27.3	18	18	8	44	13.2	40.5	49.39
148	1908550156	SONIYA	25	9	34	23.8	19	18	8	45	13.5	37.3	45.48
149	1908550157	SONIYA	27	9	36	25.5	18	18	8	44	13.2	38.7	45.52
150	1908550158	SONIYA RANI	23	9	32	22.4	18	18	9	45	13.5	35.9	42.23
151	1908550159	SUDHEER KUMAR		9	37	25.9	19	18	9	46	13.8	39.7	46.70
152	1908550160	SUNIL KUMAR	28	9	37	25.9	19	19	9	47	14.1	40	47.05
153	1908550161	SUPRITY DEVI	27	10	37	25.9	19	19	7	45	13.5	39.4	48.04
154	1908550162	SUSHMA	33	9	42	29.4	18	19	8	45	13.5	42.9	50.47
155	1908550163	SWATI TYAGI	25	10	35	24.5	17	18	8	43	12.9	37.4	44.00
156	1908550164	SWATI TYAGI	18	9	27	18.9	19	17	9	45	13.5	32.4	38.11
157	1908550165	UMANG MITTAL	31	10	41	28.7	18	19	9	46	13.8	42.5	50.00
158	1908550167	UPENDRA KUMAR	26	10	36	25.2	19	18	8	45	13.5	38.7	45.52
159	1908550168	VAIBHAV SHARMA	25	10	35	24.5	19	19	9	47	14.1	38.6	45.41

S.NO	Roll No.	Student Name	External Marks (A)	Internal Marks (B) Class Test/ Unit Test Sessional Test	Total Direct Assessment (A+B)=C 100	70 % of C =(D) 70	Indirect Assessment			Total of Indirect Assessment (E) 50	30 % of E = (F) 15	Total Assessment (D+F)=G 85	Percentage of Marks out of 85 G*100/85
							Assignment 20	Attendance 20	Behaviour / Attitude 10				
160	1908550169	VISHAL SAINI	26	9	35	24.5	19	17	9	45	13.5	38	44.70
161	1908550170	VIVEK KUMAR TAWAR	26	9	35	24.5	18	18	8	44	13.2	38.7	45.52
162	1908550171	VIVEK SAHARAWAT	28	10	38	26.6	19	18	7	44	13.2	39.8	46.82
163	1908550172	YASHI SHARMA	31	10	41	28.7	18	19	7	44	13.2	41.9	49.29
164	1908550173	YASHU SINGH	26	9	35	24.5	17	19	8	44	13.2	37.7	44.35
165	1908550174	ZEBA FARHEEN	28	9	37	25.9	18	19	8	45	13.5	39.4	46.35
166	1908550175	ZEBAJAMAAL 504	29	9	38	26.6	18	18	9	45	13.5	40.1	47.17



Handwritten signature in green ink.