

Shri Ram College Muzaffarnagar
Department of Journalism & Mass Communication

Course- BJMC

Session- 2017-2020

ASSESSMENT FOR PROGRAMME TARGET VALUE

Course Name	Course Code	PO 1	PO 2	PO 3	PO 4	PO 5	PO 6	PO 7
Introduction to Mass Communication	BJMC-101	2.75	3	3	3	2	1.5	3
Computer Basics	BJMC-102	1.75	1	1	1.25	1	1.75	1.5
Value Education	BJMC-103	2.5	2.5	3	3	2.75	2.75	3
General Hindi	BJMC-104	0.75	2.5	1.25	0.75	1.25	0.25	0.75
Introduction to Journalism	BJMC-201	2	2	2	2.52	1.5	1.25	2
Constitution and Indian Political System	BJMC-202	1.25	1	1.75	2.25	1.75	1.25	1.75
Indian Social System	BJMC-203	1.75	1.75	2.25	2.25	1.25	0.75	1.75
General English	BJMC-204	1.25	2.5	1.25	1	0.75	0.75	1
Print Media - I (Reporting)	BJMC-301	2.5	2	2.25	2	1.75	0.5	2
Indian Economic System	BJMC-302	1.75	1.25	1.25	1.75	1.75	1	1.5
Electronic Media - I (Radio)	BJMC-303	2	2	1.75	1.75	1.25	1	1.25
Media Law	BJMC-304	1.5	1.25	1.25	1.25	1.5	1	1.25
Print Media - II (Editing)	BJMC-401	2.5	2	2	1.5	1.75	0.25	1.75
Social Media	BJMC-402	1.75	2	2.5	2.25	1	0.25	1.75
Public Relation and Corporate Communication	BJMC-403	1.75	2.5	2.25	2.25	1.75	0.5	1.75
Electronic Media -II (Television)	BJMC-404	1.5	1.75	1.75	1.75	0.5	0.75	1
Advertising	BJMC-501	1.75	2.5	2.25	2.25	1.75	0.5	1.75
Development Communication	BJMC-502	2	2.5	2.25	2.5	1.25	2.25	1.75
Mass Media Writing Skills	BJMC-503	2	2.75	2.5	2.5	1.25	2.25	1.75
Digital Journalism	BJMC-504	1.75	2.25	1.75	2	1.75	0.75	1.5
Average Target Values		1.84	2.05	1.96	1.99	1.48	1.06	1.69

Shri Ram College Muzaffarnagar
Department of Journalism & Mass Communication

Course- BJMC

Session- 2017-2020

ASSESSMENT OF ATTAINMENT FOR PROGRAMME OUTCOME

Course Name	Course Code	CO Attainment	PO 1	PO 2	PO 3	PO 4	PO 5	PO 6	PO 7
Introduction to Mass Communication	BJMC-101	3	2.75	3	3	3	2	1.5	3
Computer Basics	BJMC-102	3	1.75	1	1	1.25	1	1.75	1.5
Value Education	BJMC-103	3	2.5	2.5	3	3	2.75	2.75	3



General Hindi	BJMC-104	3	0.75	2.5	1.25	0.75	1.25	0.25	0.75
Introduction to Journalism	BJMC-201	3	2	2	2	2.52	1.5	1.25	2
Constitution and Indian Political System	BJMC-202	3	1.25	1	1.75	2.25	1.75	1.25	1.75
Indian Social System	BJMC-203	3	1.75	1.75	2.25	2.25	1.25	0.75	1.75
General English	BJMC-204	3	1.25	2.5	1.25	1	0.75	0.75	1
Print Media - I (Reporting)	BJMC-301	3	2.5	2	2.25	2	1.75	0.5	2
Indian Economic System	BJMC-302	3	1.75	1.25	1.25	1.75	1.75	1	1.5
Electronic Media - I (Radio)	BJMC-303	3	2	2	1.75	1.75	1.25	1	1.25
Media Law	BJMC-304	3	1.5	1.25	1.25	1.25	1.5	1	1.25
Print Media - II (Editing)	BJMC-401	3	2.5	2	2	1.5	1.75	0.25	1.75
Social Media	BJMC-402	3	1.75	2	2.5	2.25	1	0.25	1.75
Public Relation and Corporate Communication	BJMC-403	3	1.75	2.5	2.25	2.25	1.75	0.5	1.75
Electronic Media -II (Television)	BJMC-404	3	1.5	1.75	1.75	1.75	0.5	0.75	1
Advertising	BJMC-501	3	1.75	2.5	2.25	2.25	1.75	0.5	1.75
Development Communication	BJMC-502	3	2	2.5	2.25	2.5	1.25	2.25	1.75
Mass Media Writing Skills	BJMC-503	3	2	2.75	2.5	2.5	1.25	2.25	1.75
Digital Journalism	BJMC-504	3	1.75	2.25	1.75	2	1.75	0.75	1.5
PO Attainment through Results			1.84	2.05	1.96	1.99	1.48	1.06	1.69

80 % of PO Attainment through results (A)	1.47	1.64	1.56	1.59	1.18	0.84	1.35
Alumni Survey	3	3	3	3	3	2	3
10 % of Alumni Survey (B)	0.3	0.3	0.3	0.3	0.3	0.2	0.3
Employer/ Professional Survey	2	3	3	3	2	3	3
10 % of Employer Survey (C)	0.2	0.3	0.3	0.3	0.2	0.3	0.3
PO Attainment Value A+B+C	1.97	2.24	2.16	2.19	1.68	1.34	1.95
Target Value	1.84	2.05	1.96	1.99	1.48	1.06	1.69
Gap Value	0.13	0.19	0.20	0.20	0.20	0.28	0.26
Programme Attainment Status	yes	yes	yes	yes	yes	yes	yes



Ravi Gautam
HOD JMC

DR. RAVI GAUTAM

Shri Ram College Muzaffarnagar
Department of Journalism & Mass Communication

Course- MJMC

Session- 2018-2020

ASSESSMENT FOR PROGRAMME TARGET VALUE

Course Name	Course Code	PO 1	PO 2	PO 3	PO 4	PO 5	PO 6	PO 7
Communication Concept and Process	MJMC-101	2.6	2.8	3	2.6	2	1.6	2.8
Fundamental of Computers	MJMC-102	2.2	1	1	1.4	1.6	1	2
History of Press, Media Laws and Ethics	MJMC-103	2.4	2	2.2	1.6	1.8	0.6	1.8
Social and Political System of India	MJMC-104	1.8	1.8	2.4	2.4	1.2	1	1.8
Development and International Communication	MJMC-201	2	2.6	2.4	2.4	1.4	2.2	2
Print Journalism – I (Reporting)	MJMC-202	2.4	2.2	2.2	2.2	1.8	0.6	2
Electronic Media – I (Radio)	MJMC-203	1.6	1.8	2	1.8	1.2	0.8	1.2
IT and Computer Application in Mass Media	MJMC-204	2	1.8	1.6	1.8	1.2	1	1.2
Print Journalism – II (Editing & Layout)	MJMC-301	2.4	2	2	1.8	1.8	0.4	1.8
Electronic Media – II (Television)	MJMC-302	1.6	2	2	1.8	1.2	1	1
Advertising and Public Relations	MJMC-303	1.8	2.6	2.2	2.4	1.8	0.8	1.8
Online Journalism(special paper)	MJMC-304-A	1.8	2.4	1.8	2.2	1.8	0.8	1.6
Environment Communication	MJMC-304-B	1.2	2.2	1.8	1.4	2.2	2.8	1.8
Communication Research	MJMC-401	2	2.6	2.2	2.4	2.2	2	2.2
Average Target Values		1.99	2.13	2.06	2.01	1.66	1.19	1.79

ASSESSMENT OF ATTAINMENT FOR PROGRAMME OUTCOME

Course Name	Course Code	CO Attainment	PO 1	PO 2	PO 3	PO 4	PO 5	PO 6	PO 7
Communication Concept and Process	MJMC-101	3	2.6	2.8	3	2.6	2	1.6	2.8
Fundamental of Computers	MJMC-102	3	2.2	1	1	1.4	1.6	1	2
History of Press, Media Laws and Ethics	MJMC-103	3	2.4	2	2.2	1.6	1.8	0.6	1.8
Social and Political System of India	MJMC-104	3	1.8	1.8	2.4	2.4	1.2	1	1.8
Development and International Communication	MJMC-201	3	2	2.6	2.4	2.4	1.4	2.2	2
Print Journalism – I (Reporting)	MJMC-202	3	2.4	2.2	2.2	2.2	1.8	0.6	2
Electronic Media – I (Radio)	MJMC-203	3	1.6	1.8	2	1.8	1.2	0.8	1.2



IT and Computer Application in Mass Media	MJMC-204	3	2	1.8	1.6	1.8	1.2	1	1.2
Print Journalism – II (Editing & Layout)	MJMC-301	3	2.4	2	2	1.8	1.8	0.4	1.8
Electronic Media – II (Television)	MJMC-302	3	1.6	2	2	1.8	1.2	1	1
Advertising and Public Relations	MJMC-303	3	1.8	2.6	2.2	2.4	1.8	0.8	1.8
Online Journalism(special paper)	MJMC-304-A	3	1.8	2.4	1.8	2.2	1.8	0.8	1.6
Environment Communication	MJMC-304-B	3	1.2	2.2	1.8	1.4	2.2	2.8	1.8
Communication Research	MJMC-401	3	2	2.6	2.2	2.4	2.2	2	2.2
PO Attainment through Results			1.99	2.13	2.06	2.01	1.66	1.19	1.79

80 % of PO Attainment through results (A)	1.59	1.7	1.64	1.6	1.32	0.95	1.43
Alumni Survey	3	3	3	3	3	2	3
10 % of Alumni Survey (B)	0.3	0.3	0.3	0.3	0.3	0.2	0.3
Employer/ Professional Survey	2	3	3	3	2	3	3
10 % of Employer Survey (C)	0.2	0.3	0.3	0.3	0.2	0.3	0.3
PO Attainment Value A+B+C	2.09	2.3	2.24	2.2	1.82	1.45	2.03
Target Value	1.99	2.13	2.06	2.01	1.66	1.19	1.79
Gap Value	0.10	0.17	0.18	0.19	0.16	0.26	0.24
Programme Attainment Status	yes	yes	yes	yes	yes	yes	yes



Ravi Gautam
HOD JMC

DR. RAVI GAUTAM

Shri Ram College, Muzaffarnagar
Department of Journalism and Mass Communication
Evaluation Sheet of BJMC 2017-20

S.No.	Subject Code	No of Students getting marks more than 60% (f1)	Weightage (x1)	f1*x1 (Multipl y of entries column f1 & x1)	No of Students getting marks more than 40% (f2)	Weight age (x2)	f2*x2 (Multipl y of entries column f2 & x2)	No of Students getting marks less than 40% (f3)	Weightage (x3)	f3*x3 (Multipl y of entries column f3 & x3)	$\Sigma fx = f1*x1 + f2*x2 + f3*x3$	$\Sigma f = f1 + f2 + f3$	$m = \Sigma fx / \Sigma f$
1	101	55	3	165	18	2	36	2	1	2	203	75	2.70667
2	102	49	3	147	24	2	48	2	1	2	197	75	2.62667
3	103	61	3	183	12	2	24	2	1	2	209	75	2.78667
4	104	62	3	186	10	2	20	3	1	3	209	75	2.78667
5	201	35	3	105	31	2	62	1	1	1	168	67	2.50746
6	202	57	3	171	10	2	20	0	1	0	191	67	2.85075
7	203	58	3	174	9	2	18	0	1	0	192	67	2.86567
8	204	53	3	159	11	2	22	3	1	3	184	67	2.74627
9	301	30	3	90	18	2	36	1	1	1	127	49	2.59184
10	302	21	3	63	21	2	42	0	1	0	105	42	2.5
11	303	40	3	120	9	2	18	0	1	0	138	49	2.81633
12	304	25	3	75	22	2	44	2	1	2	121	49	2.46939
13	401	28	3	84	15	2	30	4	1	4	118	47	2.51064
14	402	31	3	93	15	2	30	1	1	1	124	47	2.6383
15	403	30	3	90	17	2	34	0	1	0	124	47	2.6383
16	404	28	3	84	15	2	30	4	1	4	118	47	2.51064
17	501	35	3	105	12	2	24	0	1	0	129	47	2.74468
18	502	29	3	87	18	2	36	0	1	0	123	47	2.61702
19	503	26	3	78	21	2	42	0	1	0	120	47	2.55319
20	504	35	3	105	12	2	24	0	1	0	129	47	2.74468



Handwritten signature

Shri Ram College, Muzaffarnagar
Department of Journalism and Mass Communication
Evaluation Sheet of MJMC 2018-20

S.No.	Subject Code	No of Students getting marks more than 60% (f1)	Weightage (x1)	f1*x1 (Multiply of entries column f1 & x1)	No of Students getting marks more than 40% (f2)	Weightage (x2)	f2*x2 (Multiply of entries column f2 & x2)	No of Students getting marks less than 40% (f3)	Weightage (x3)	f3*x3 (Multiply of entries column f3 & x3)	$\Sigma fx = f1*x1 + f2*x2 + f3*x3$	$\Sigma f = f1 + f2 + f3$	$m = \frac{\Sigma fx}{\Sigma f}$
1	101	10	3	30	1	2	2	1	1	1	33	12	2.75
2	102	10	3	30	1	2	2	1	1	1	33	12	2.75
3	103	10	3	30	1	2	2	1	1	1	33	12	2.75
4	104	10	3	30	1	2	2	1	1	1	33	12	2.75
5	201	6	3	18	3	2	6	0	1	0	24	9	2.666667
6	202	6	3	18	3	2	6	0	1	0	24	9	2.666667
7	203	6	3	18	3	2	6	0	1	0	24	9	2.666667
8	204	6	3	18	3	2	6	0	1	0	24	9	2.666667
9	301	9	3	27	0	2	0	0	1	0	27	9	3
10	302	9	3	27	0	2	0	0	1	0	27	9	3
11	303	9	3	27	0	2	0	0	1	0	27	9	3
12	304	9	3	27	0	2	0	0	1	0	27	9	3
13	401	6	3	18	2	2	4	0	1	0	22	8	2.75



Raufan.

SHRI RAM COLLEGE, MUZAFFARNAGAR
Journalism & Mass Communication Department

Session: 2018-19

Name of Programme.....MJMC- 1st Sem.....

Name of Course/ Subject - Communication Concept and Process
Assessment of Students

S.NO	Student Name	External Marks (A)	Internal Marks (B) Class Test/ Unit Test Sessional Test	Total Direct Assessment (A+B)=C 100	70 % of C =(D) 70	Indirect Assessment			Total of Indirect Assessment (E) 50	30 % of E = (F) 15	Total Assessment (D+ F)=G 85	Percentage of Marks out of 85 G*100/85
						Assignment 20	Attendance 20	Behaviour / Attitude 10				
1	APARNA TYAGI	37	47	84	58.8	19	19	9	47	14.1	72.9	85.76470588
2	AYUSH GUPTA	39	47	86	60.2	18	19	9	46	13.8	74	87.05882353
3	GAURAV SINGH BALIYAN	AB	40	40	28	19	19	9	47	14.1	42.1	49.52941176
4	KAMALKANT	31	44	75	52.5	18	17	8	43	12.9	65.4	76.94117647
5	KM VERSHA PAL	32	42	74	51.8	16	17	8	41	12.3	64.1	75.41176471
6	KM. NEHA	34	42	76	53.2	17	18	8	43	12.9	66.1	77.76470588
7	MANITA RANI	AB	AB	0	0	17	18	8	43	12.9	12.9	15.17647059
8	MOHD JUNAID	29	32	61	42.7	18	18	8	44	13.2	55.9	65.76470588
9	MOHD ANAS	41	34	75	52.5	19	19	9	47	14.1	66.6	78.35294118
10	PRANJAL BHARDWAJ	38	47	85	59.5	19	19	8	46	13.8	73.3	86.23529412
11	PRIYATAM ANANAD	38	46	84	58.8	18	19	8	45	13.5	72.3	85.05882353
12	SUSHANT TYAGI	31	45	76	53.2	19	19	9	47	14.1	67.3	79.17647059



Apurva

SHRI RAM COLLEGE, MUZAFFARNAGAR

Journalism & Mass Communication Department

Session: 2018 19

Name of Programme.....MJMC- 1st Sem.....

Name of Course/ Subject - Fundamental of Computer
Assessment of Students

S.NO	Student Name	External Marks (A)	Internal Marks (B) Class Test/ Unit Test Sessional Test	Total Direct Assessment (A+B)=C 100	70 % of C =(D) 70	Indirect Assessment			Total of Indirect Assessment (E) 50	30 % of E = (F) 15	Total Assessment (D+F)=G 85	Percentage of Marks out of 85 G*100/85
						Assignment 20	Attendance 20	Behaviour / Attitude 10				
1	APARNA TYAGI	42	48	90	63	19	19	9	47	14.1	77.1	90.70588235
2	AYUSH GUPTA	32	48	80	56	18	19	9	46	13.8	69.8	82.11764706
3	GAURAV SINGH BALIYAN	AB	41	41	28.7	19	19	9	47	14.1	42.8	50.35294118
4	KAMALKANT	22	46	68	47.6	18	17	8	43	12.9	60.5	71.17647059
5	KM VERSHA PAL	23	46	69	48.3	16	17	8	41	12.3	60.6	71.29411765
6	KM. NEHA	17	45	62	43.4	17	18	8	43	12.9	56.3	66.23529412
7	MANITA RANI	AB	AB	0	0	17	18	8	43	12.9	12.9	15.17647059
8	MOHD JUNAID	19	35	54	37.8	18	18	8	44	13.2	51	60
9	MOHD ANAS	24	35	59	41.3	19	19	9	47	14.1	55.4	65.17647059
10	PRANJAL BHARDWAJ	40	48	88	61.6	19	19	8	46	13.8	75.4	88.70588235
11	PRIYATAM ANANAD	26	47	73	51.1	18	19	8	45	13.5	64.6	76
12	SUSHANT TYAGI	26	47	73	51.1	19	19	9	47	14.1	65.2	76.70588235



Vibin

SHRI RAM COLLEGE, MUZAFFARNAGAR

Journalism & Mass Communication Department

Session: 2018-19

Name of Programme.....MJMC- 1st Sem.....

Name of Course/ Subject - History of Press Media Law and Ethics

Assessment of Students

S.NO	Student Name	External Marks (A)	Internal Marks (B) Class Test/ Unit Test Sessional Test	Total Direct Assessment (A+B)=C 100	70 % of C =(D) 70	Indirect Assessment			Total of Indirect Assessment (E) 50	30 % of E =(F) 15	Total Assessment (D+F)=G 85	Percentage of Marks out of 85 G*100/85
						Assignment 20	Attendance 20	Behaviour / Attitude 10				
1	APARNA TYAGI	30	46	76	53.2	19	19	9	47	14.1	67.3	79.17647059
2	AYUSH GUPTA	31	46	77	53.9	18	19	9	46	13.8	67.7	79.64705882
3	GAURAV SINGH BALIYAN	AB	43	43	30.1	19	19	9	47	14.1	44.2	52
4	KAMALKANT	23	46	69	48.3	18	17	8	43	12.9	61.2	72
5	KM VERSHA PAL	26	46	72	50.4	16	17	8	41	12.3	62.7	73.76470588
6	KM. NEHA	25	44	69	48.3	17	18	8	43	12.9	61.2	72
7	MANITA RANI	AB	AB	0	0	17	18	8	43	12.9	12.9	15.17647059
8	MOHD JUNAID	22	32	54	37.8	18	18	8	44	13.2	51	60
9	MOHD ANAS	26	33	59	41.3	19	19	9	47	14.1	55.4	65.17647059
10	PRANJAL BHARDWAJ	28	46	74	51.8	19	19	8	46	13.8	65.6	77.17647059
11	PRIYATAM ANANAD	31	46	77	53.9	18	19	8	45	13.5	67.4	79.29411765
12	SUSHANT TYAGI	28	46	74	51.8	19	19	9	47	14.1	65.9	77.52941176



Handwritten signature

SHRI RAM COLLEGE, MUZAFFARNAGAR

Journalism & Mass Communication Department

Session: 2018-19

Name of Programme.....MJMC- Ist Sem.....

Name of Course/ Subject - Social and Political System of India
Assessment of Students

S.NO	Student Name	External Marks (A)	Internal Marks (B) Class Test/ Unit Test Sessional Test	Total Direct Assessment (A+B)=C 100	70 % of C =(D) 70	Indirect Assessment			Total of Indirect Assessment (E) 50	30 % of E = (F) 15	Total Assessment (D + F)=G 85	Percentage of Marks out of 85 G*100/85
						Assignment 20	Attendance 20	Behaviour / Attitude 10				
1	APARNA TYAGI	33	47	80	56	19	19	9	47	14.1	70.1	82.47058824
2	AYUSH GUPTA	32	47	79	55.3	18	19	9	46	13.8	69.1	81.29411765
3	GAURAV SINGH BALIYAN	AB	42	42	29.4	19	19	9	47	14.1	43.5	51.17647059
4	KAMALKANT	26	47	73	51.1	18	17	8	43	12.9	64	75.29411765
5	KM VERSHA PAL	28	47	75	52.5	16	17	8	41	12.3	64.8	76.23529412
6	KM. NEHA	25	42	67	46.9	17	18	8	43	12.9	59.8	70.35294118
7	MANITA RANI	AB	AB	0	0	18	19	9	46	13.8	13.8	16.23529412
8	MOHD JUNAID	25	32	57	39.9	18	19	9	46	13.8	53.7	63.17647059
9	MOHD ANAS	25	34	59	41.3	19	19	9	47	14.1	55.4	65.17647059
10	PRANJAL BHARDWAJ	32	47	79	55.3	19	19	8	46	13.8	69.1	81.29411765
11	PRIYATAM ANANAD	31	46	77	53.9	18	19	8	45	13.5	67.4	79.29411765
12	SUSHANT TYAGI	27	47	74	51.8	19	19	9	47	14.1	65.9	77.52941176



Attyg

SHRI RAM COLLEGE, MUZAFFARNAGAR

Journalism & Mass Communication Department

Session: 2018-19

Name of Programme.....MJMC- IInd Sem.....

Name of Course/ Subject - Development and International Communication
Assessment of Students

S.NO	Student Name	External Marks (A)	Internal Marks (B) Class Test/ Unit Test Sessional Test	Total Direct Assessment (A+B)=C 100	70 % of C =(D) 70	Indirect Assessment			Total of Indirect Assessment (E) 50	30 % of E = (F) 15	Total Assessment (D+F)=G 85	Percentage of Marks out of 85 G*100/85
						Assignment 20	Attendance 20	Behaviour / Attitude 10				
1	APARNA TYAGI	36	49	85	59.5	19	19	9	47	14.1	73.6	86.58823529
2	AYUSH GOEL	AB	49	49	34.3	18	19	9	46	13.8	48.1	56.58823529
3	KAMALKANT	26	45	71	49.7	19	18	9	46	13.8	63.5	74.70588235
4	KM. VERSHA	30	48	78	54.6	18	17	8	43	12.9	67.5	79.41176471
5	KM NEHA	AB	40	40	28	17	17	8	42	12.6	40.6	47.76470588
6	MOHD. JUNAID	20	42	62	43.4	17	19	8	44	13.2	56.6	66.58823529
7	MOHD. ANAS	21	43	64	44.8	18	19	9	46	13.8	58.6	68.94117647
8	PRIYATAM ANAND	AB	46	46	32.2	18	17	8	43	12.9	45.1	53.05882353
9	SUSHANT TYAGI	21	45	66	46.2	18	19	9	46	13.8	60	70.58823529



Vaishali

SHRI RAM COLLEGE, MUZAFFARNAGAR
Journalism & Mass Communication Department

Session: 2018-19

Name of Programme.....MJMC- IInd Sem.....

Name of Course/ Subject - Print Journalism - I (Reporting)
Assessment of Students

S.NO	Student Name	External Marks (A)	Internal Marks (B) Class Test/ Unit Test Sessional Test	Total Direct Assessment (A+B)=C 100	70 % of C =(D) 70	Indirect Assessment			Total of Indirect Assessment (E) 50	30 % of E = (F) 15	Total Assessment (D+F)=G 85	Percentage of Marks out of 85 G*100/85
						Assignment 20	Attendance 20	Behaviour / Attitude 10				
1	APARNA TYAGI	37	50	87	60.9	19	19	9	47	14.1	75	88.23529412
2	AYUSH GOEL	AB	49	49	34.3	18	19	9	46	13.8	48.1	56.58823529
3	KAMALKANT	34	46	80	56	19	18	9	46	13.8	69.8	82.11764706
4	KM VERSHA	30	47	77	53.9	18	17	8	43	12.9	66.8	78.58823529
5	KM NEHA	26	41	67	46.9	17	17	8	42	12.6	59.5	70
6	MOHD. JUNAID	22	42	64	44.8	17	19	8	44	13.2	58	68.23529412
7	MOHD. ANAS	27	42	69	48.3	18	19	9	46	13.8	62.1	73.05882353
8	PRIYATAM ANAND	31	44	75	52.5	18	17	8	43	12.9	65.4	76.94117647
9	SUSHANT TYAGI	24	46	70	49	18	19	9	46	13.8	62.8	73.88235294



Andeep

SHRI RAM COLLEGE, MUZAFFARNAGAR
Journalism & Mass Communication Department
Name of Course/ Subject - Electronic Media-I (Radio)
Assessment of Students

Session: 2018-19

Name of Programme.....MJMC- IInd Sem.....

S.NO	Student Name	External Marks (A)	Internal Marks (B) Class Test/ Unit Test Sessional Test	Total Direct Assessment (A+B)=C 100	70 % of C =(D) 70	Indirect Assessment			Total of Indirect Assessment (E) 50	30 % of E =(F) 15	Total Assessment (D+F)=G 85	Percentage of Marks out of 85 (G*100/85)
						Assignment 20	Attendance 20	Behaviour / Attitude 10				
1	APARNA TYAGI	29	49	78	54.6	19	19	9	47	14.1	68.7	80.82352941
2	AYUSH GOEL	AB	50	50	35	18	19	9	46	13.8	48.8	57.41176471
3	KAMALKANT	26	46	72	50.4	19	19	9	47	14.1	64.5	75.88235294
4	KM VERSHA	25	49	74	51.8	18	17	8	43	12.9	64.7	76.11764706
5	KM NEHA	16	42	58	40.6	16	17	8	41	12.3	52.9	62.23529412
6	MOHD. JUNAID	24	41	65	45.5	17	18	8	43	12.9	58.4	68.70588235
7	MOHD. ANAS	24	43	67	46.9	18	19	9	46	13.8	60.7	71.41176471
8	PRIYATAM ANAND	28	45	73	51.1	18	18	8	44	13.2	64.3	75.64705882
9	SUSHANT TYAGI	21	45	66	46.2	19	19	9	47	14.1	60.3	70.94117647



Tarun

SHRI RAM COLLEGE, MUZAFFARNAGAR
Journalism & Mass Communication Department
Name of Course/ Subject - IT and Computer Application in Mass Media
Assessment of Students

Session: 2018-19

Name of Programme.....MJMC- IInd Sem.....

S.NO	Student Name	External Marks (A)	Internal Marks (B) Class Test/ Unit Test Sessional Test	Total Direct Assessment (A+B)=C 100	70 % of C =(D) 70	Indirect Assessment			Total of Indirect Assessment (E) 50	30 % of E = (F) 15	Total Assessment (D+F)=G 85	Percentage of Marks out of 85 G*100/85
						Assignment 20	Attendance 20	Behaviour / Attitude 10				
1	APARNA TYAGI	38	49	87	60.9	19	19	9	47	14.1	75	88.23529412
2	AYUSH GOEL	AB	49	49	34.3	18	19	9	46	13.8	48.1	56.58823529
3	KAMALKANT	36	45	81	56.7	19	19	9	47	14.1	70.8	83.29411765
4	KM VERSHA	35	47	82	57.4	18	17	8	43	12.9	70.3	82.70588235
5	KM NEHA	31	43	74	51.8	16	17	8	41	12.3	64.1	75.41176471
6	MOHD. JUNAID	32	40	72	50.4	17	18	8	43	12.9	63.3	74.47058824
7	MOHD. ANAS	32	41	73	51.1	18	19	9	46	13.8	64.9	76.35294118
8	PRIYATAM ANAND	33	43	76	53.2	18	19	9	46	13.8	67	78.82352941
9	SUSHANT TYAGI	32	46	78	54.6	19	19	9	47	14.1	68.7	80.82352941



Vipul

SHRI RAM COLLEGE, MUZAFFARNAGAR
Journalism & Mass Communication Department

Session: 2019-20

Name of Programme.....MJMC- IIIrd Sem.....

Name of Course/ Subject - Print Journalism-II (Editing and Layout)

Assessment of Students

S.NO	Student Name	External Marks (A)	Internal Marks (B) Class Test/ Unit Test Sessional Test	Total Direct Assessment (A+B)=C 100	% of C = (D) 70	Indirect Assessment			Total of Indirect Assessment (E) 50	30 % of E = (F) 15	Total Assessment (D+F)=G 85	Percentage of Marks out of 85 G*100/85
						Assignment 20	Attendance 20	Behaviour / Attitude 10				
1	APARNA TYAGI	38	48	86	60.2	19	19	9	47	14.1	74.3	87.41176471
2	AYUSH GOEL	35	47	82	57.4	18	19	9	46	13.8	71.2	83.76470588
3	KAMALKANT	22	46	68	47.6	19	19	9	47	14.1	61.7	72.58823529
4	KM VERSHA	22	45	67	46.9	18	17	8	43	12.9	59.8	70.35294118
5	KM NEHA	21	40	61	42.7	16	17	8	41	12.3	55	64.70588235
6	MOHD. JUNAID	19	35	54	37.8	18	18	8	44	13.2	51	60
7	MOHD. ANAS	30	36	66	46.2	18	19	9	46	13.8	60	70.58823529
8	PRIYATAM ANAND	30	40	70	49	17	18	8	43	12.9	61.9	72.82352941
9	SUSHANT TYAGI	30	46	76	53.2	19	19	9	47	14.1	67.3	79.17647059



Rajesh

SHRI RAM COLLEGE, MUZAFFARNAGAR

Journalism & Mass Communication Department

Session: 2019-20

Name of Course/ Subject - Electronic Media - II (Television)

Name of Programme.....MJMC- IIIrd Sem.....

Assessment of Students

S.NO	Student Name	External Marks (A)	Internal Marks (B) Class Test/ Unit Test Sessional Test	Total Direct Assessment (A+B)=C 100	70 % of C =(D) 70	Indirect Assessment			Total of Indirect Assessment (E) 50	30 % of I = (F) 15	Total Assessment (D+F)=G 85	Percentage of Marks out of 85 G*100/85
						Assignment 20	Attendance 20	Behaviour / Attitude 10				
1	APARNA TYAGI	34	47	81	56.7	19	19	9	47	14.1	70.8	83.29411765
2	AYUSH GOEL	37	46	83	58.1	18	19	9	46	13.8	71.9	84.58823529
3	KAMALKANT	23	45	68	47.6	19	18	9	46	13.8	61.4	72.23529412
4	KM VERSHA	18	46	64	44.8	18	17	8	43	12.9	57.7	67.88235294
5	KM NEHA	21	38	59	41.3	17	17	8	42	12.6	53.9	63.41176471
6	MOHD. JUNAID	21	38	59	41.3	17	19	8	44	13.2	54.5	64.11764706
7	MOHD. ANAS	28	35	63	44.1	18	19	9	46	13.8	57.9	68.11764706
8	PRIYATAM ANAND	33	38	71	49.7	18	17	8	43	12.9	62.6	73.64705882
9	SUSHANT TYAGI	24	45	69	48.3	18	19	9	46	13.8	62.1	73.05882353



Mam

SHRI RAM COLLEGE, MUZAFFARNAGAR
Journalism & Mass Communication Department

Session: 2019-20

Name of Programme.....MJMC- IIIrd Sem.....

Name of Course/ Subject - Advertising and Public Relations
 Assessment of Students

S.NO	Student Name	External Marks (A)	Internal Marks (B) Class Test: Unit Test Sessional Test	Total Direct Assessment (A+B)=C 100	70 % of C =(D) 70	Indirect Assessment			Total of Indirect Assessment (E) 50	30 % of E =(F) 15	Total Assessment (D+F)=G 85	Percentage of Marks out of 85 G*100/85
						Assignment 20	Attendance 20	Behaviour / Attitude 10				
1	APARNA TYAGI	39	48	87	60.9	19	19	9	47	14.1	75	88.23529412
2	AYUSH GOEL	35	47	82	57.4	18	19	9	46	13.8	71.2	83.76470588
3	KAMALKANT	27	46	73	51.1	19	19	9	47	14.1	65.2	76.70588235
4	KM VERSHA	26	45	71	49.7	18	17	8	43	12.9	62.6	73.64705882
5	KM NEHA	24	37	61	42.7	16	17	8	41	12.3	55	64.70588235
6	MOHD. JUNAID	25	36	61	42.7	17	18	8	43	12.9	55.6	65.41176471
7	MOHD. ANAS	31	35	66	46.2	18	19	9	46	13.8	60	70.58823529
8	PRIYATAM ANAND	32	41	73	51.1	18	18	8	44	13.2	64.3	75.64705882
9	SUSHANT TYAGI	25	45	70	49	19	19	9	47	14.1	63.1	74.23529412



Handwritten signature in blue ink.

SHRI RAM COLLEGE, MUZAFFARNAGAR

Journalism & Mass Communication Department

Session: 2019-20

Name of Programme.....MJMC- IIIrd Sem.....

Name of Course/ Subject - Online Journalism or Environment Communication
Assessment of Students

S.NO	Student Name	External Marks (A)	Internal Marks (B) Class Test / Unit Test Sessional Test	Total Direct Assessment (A+B)=C 100	70 % of C =(D) 70	Indirect Assessment			Total of Indirect Assessment (E) 50	30 % of E =(F) 15	Total Assessment (D+F)=G 85	Percentage of Marks out of 85 G*100/85
						Assignment 20	Attendance 20	Behaviour / Attitude 10				
1	APARNA TYAGI	37	47	84	58.8	19	19	9	47	14.1	72.9	85.76470588
2	AYUSH GOEL	37	46	83	58.1	18	19	9	46	13.8	71.9	84.58823529
3	KAMALKANT	27	46	73	51.1	19	19	9	47	14.1	65.2	76.70588235
4	KM VERSHA	35	46	81	56.7	18	17	8	43	12.9	69.6	81.88235294
5	KM NEHA	27	38	65	45.5	16	17	8	41	12.3	57.8	68
6	MOHD. JUNAID	35	35	70	49	17	18	8	43	12.9	61.9	72.82352941
7	MOHD. ANAS	36	36	72	50.4	18	19	9	46	13.8	64.2	75.52941176
8	PRIYATAM ANAND	27	42	69	48.3	18	19	9	46	13.8	62.1	73.05882353
9	SUSHANT TYAGI	19	46	65	45.5	19	19	9	47	14.1	59.6	70.11764706



Signature

SHRI RAM COLLEGE, MUZAFFARNAGAR
Journalism & Mass Communication Department
Name of Course/ Subject - Communication Research
Assessment of Students

Session: 2019-20

Name of Programme.....MJMC- IVth Sem.....

S.NO	Student Name	External Marks (A)	Internal Marks (B) Class Test/ Unit Test Sessional Test	Total Direct Assessment (A+B)=C 100	70 % of C =(D) 70	Indirect Assessment			Total of Indirect Assessment (E) 50	30 % of E = (F) 15	Total Assessment (D+F)=G 85	Percentage of Marks out of 85 G*100/85
						Assignment 20	Attendance 20	Behaviour / Attitude 10				
1	APARNA TYAGI	34	48	82	57.4	19	19	9	47	14.1	71.5	84.11764706
2	AYUSH GOEL	35	48	83	58.1	18	19	9	46	13.8	71.9	84.58823529
3	KAMALKANT	35	47	82	57.4	19	19	9	47	14.1	71.5	84.11764706
4	VERSHA	33	47	80	56	18	17	8	43	12.9	68.9	81.05882353
5	NEHA	32	47	79	55.3	16	17	8	41	12.3	67.6	79.52941176
6	MOHD. JUNAID	AB	42	42	29.4	17	18	8	43	12.9	42.3	49.76470588
7	MOHD. ANAS	AB	43	43	30.1	18	19	9	46	13.8	43.9	51.64705882
8	SUSHANT TYAGI	33	47	80	56	19	19	9	47	14.1	70.1	82.47058824



Rakesh

2017-18

SHRI RAM COLLEGE, MUZAFFARNAGAR

Journalism & Mass Communication

Session: 2017-18

Name of Programme.....BJMC- 1st Sem.....


Name of Course/ Subject - Introduction to Mass Communication

Assessment of Students

S.NO	Student Name	External Marks (A)	Internal Marks (B) Class Test/ Unit Test Sessional Test	Total Direct Assessment (A+B)=C 100	70 % of C =(D) 70	Indirect Assessment			Total of Indirect Assessment (E) 50	30 % of E =(F) 15	Total Assessment (D+F)=G 85	Percentage of Marks out of 85 G*100/85
						Assignment 20	Attendance 20	Behaviour / Attitude 10				
1	AARTI DEVI	43	23	66	46.2	16	17	8	41	12.3	58.5	68.82352941
2	ABDUL QADIR	32	24	56	39.2	16	18	9	43	12.9	52.1	61.29411765
3	ABHISHEK KUMAR	41	22	63	44.1	18	18	9	45	13.5	57.6	67.76470588
4	Adarsh Kumar	42	20	62	43.4	17	19	9	45	13.5	56.9	66.94117647
5	AFSHEEN	43	23	66	46.2	17	18	9	44	13.2	59.4	69.88235294
6	AJAY KUMAR	42	23	65	45.5	19	19	9	47	14.1	59.6	70.11764706
7	AMAN PAL SINGH	42	20	62	43.4	19	19	9	47	14.1	57.5	67.64705882
8	ANJALI	31	24	55	38.5	19	18	9	46	13.8	52.3	61.52941176
9	ANJALI PRADHAN	41	22	63	44.1	19	18	9	46	13.8	57.9	68.11764706
10	Ankit Raj	35	23	58	40.6	18	19	9	46	13.8	54.4	64
11	ANKIT RASTOGI	32	24	56	39.2	19	18	9	46	13.8	53	62.35294118
12	ANUJ SINGH	33	23	56	39.2	16	15	8	39	11.7	50.9	59.88235294
13	ARPIT RATHOR	30	23	53	37.1	18	17	8	43	12.9	50	58.82352941
14	ASHU SHARMA	43	20	63	44.1	18	19	9	46	13.8	57.9	68.11764706
15	ATYANT SHARMA	49	23	72	50.4	19	18	9	46	13.8	64.2	75.52941176
16	DEEPAK VERMA	27	23	50	35	15	14	7	36	10.8	45.8	53.88235294
17	Deepak Kumar Ray	44	23	67	46.9	19	18	8	45	13.5	60.4	71.05882353
18	FARHEEN	29	22	51	35.7	15	16	7	38	11.4	47.1	55.41176471
19	GARVIT GAUD	28	20	48	33.6	19	18	9	46	13.8	47.4	55.76470588
20	GURSIMRAN KAUR	AB	AB	0	0	18	19	9	46	13.8	13.8	16.23529412
21	HARSH HIRWANI	42	22	64	44.8	19	18	9	46	13.8	58.6	68.94117647
22	HIMANSHU PAL	29	22	51	35.7	19	18	9	46	13.8	49.5	58.23529412
23	Ispeeta Das	46	21	67	46.9	15	17	8	40	12	58.9	69.29411765
24	JAYA YADAV	43	20	63	44.1	14	15	7	36	10.8	54.9	64.58823529
25	JAYADEV	33	20	53	37.1	18	19	9	46	13.8	50.9	59.88235294
26	JULI DEVI	32	19	51	35.7	19	18	9	46	13.8	49.5	58.23529412
27	Jyoti Malhotra	45	22	67	46.9	16	17	8	41	12.3	59.2	69.64705882
28	KAJAL	18	23	41	28.7	16	18	8	42	12.6	41.3	48.58823529



29	KARAN KRISHNA GOSWAMI	34	22	56	39.2	18	18	9	45	13.5	52.7	62
30	KESHAW KUMAR YADAV	45	19	64	44.8	19	18	9	46	13.8	58.6	68.94117647
31	KIRAT SINGH BHATIA	60	20	80	56	19	18	9	46	13.8	69.8	82.11764706
32	KRISHNA BHARDWAJ	48	22	70	49	14	14	7	35	10.5	59.5	70
33	KRITI SHUKLA	51	24	75	52.5	18	19	9	46	13.8	66.3	78
34	LOVENEET GAHLLA	44	24	68	47.6	19	19	9	47	14.1	61.7	72.58823529
35	MAHI YASHOCHLAR JHA	41	24	65	45.5	19	19	9	47	14.1	59.6	70.11764706
36	MEGHA GUPTA	42	20	62	43.4	18	19	9	46	13.8	57.2	67.29411765
37	Mohammad Faraz	37	20	57	39.9	15	17	8	40	12	51.9	61.05882353
38	MOHD RAZEE	34	20	54	37.8	16	17	8	41	12.3	50.1	58.94117647
39	MOHD FAIZAN MALIK	42	19	61	42.7	17	16	7	40	12	54.7	64.35294118
40	MOHD SHEHZAD GOUR	39	24	63	44.1	19	19	9	47	14.1	58.2	68.47058824
41	Mohit Kumar	40	23	63	44.1	19	19	9	47	14.1	58.2	68.47058824
42	MOHIT KUMAR	27	24	51	35.7	15	16	8	39	11.7	47.4	55.76470588
43	MUKUL BHANIWAL	34	20	54	37.8	18	19	8	45	13.5	51.3	60.35294118
44	MUSKAN	33	22	55	38.5	15	16	8	39	11.7	50.2	59.05882353
45	Nadim Malik	41	20	61	42.7	19	19	9	47	14.1	56.8	66.82352941
46	NEHA PUNDIR	36	20	56	39.2	18	17	8	43	12.9	52.1	61.29411765
47	NOOR ALAM	43	21	64	44.8	17	18	8	43	12.9	57.7	67.88235294
48	PARIKSHIT KUMAR DESHWAL	30	20	50	35	15	14	9	38	11.4	46.4	54.58823529
49	PARNIKA TIWARI	48	22	70	49	19	19	8	46	13.8	62.8	73.88235294
50	POOJA RATHI	41	22	63	44.1	18	19	7	44	13.2	57.3	67.41176471
51	PRADUMAN KUMAR	AB	20	20	14	19	19	9	47	14.1	28.1	33.05882353
52	PRAHLADA SINGH	35	20	55	38.5	19	19	9	47	14.1	52.6	61.88235294
53	PRASHANT RATHI	29	23	52	36.4	15	17	8	40	12	48.4	56.94117647
54	Prashant Kumar Rai	46	24	70	49	14	17	8	39	11.7	60.7	71.41176471
55	PRINCY BANSAL	41	24	65	45.5	18	16	9	43	12.9	58.4	68.70588235
56	RAHUL DHAWAN	34	24	58	40.6	19	19	9	47	14.1	54.7	64.35294118
57	RANJEET TITORIYA	41	23	64	44.8	16	19	9	44	13.2	58	68.23529412
58	RIZWAN SAIFI	17	20	37	25.9	16	16	7	39	11.7	37.6	44.23529412
59	SAKSHAM BRAHMA BHATT	33	23	56	39.2	18	19	9	46	13.8	53	62.35294118
60	SANYA KARNA	52	24	76	53.2	19	16	9	44	13.2	66.4	78.11764706
61	SANYAM MUNJAL	45	20	65	45.5	14	19	9	42	12.6	58.1	68.35294118
62	SARITA	37	20	57	39.9	19	17	9	45	13.5	53.4	62.82352941
63	SHIVAM BHARTI	35	20	55	38.5	19	18	8	45	13.5	52	61.17647059



64	SHIVANG KUMAR	36	24	60	42	19	19	8	46	13.8	55.8	65.64705882
65	SHOBHIT SHARMA	45	24	69	48.3	19	19	9	47	14.1	62.4	73.41176471
66	SHUBHI MAHESHWARI	48	23	71	49.7	17	15	9	41	12.3	62	72.94117647
67	SIMRAN SHARMA	44	24	68	47.6	17	14	9	40	12	59.6	70.11764706
68	SOURABH DUBEY	40	24	64	44.8	16	18	7	41	12.3	57.1	67.17647059
69	SUKHPAL	30	21	51	35.7	19	19	9	47	14.1	49.8	58.58823529
70	SWATI	36	20	56	39.2	19	19	9	47	14.1	53.3	62.70588235
71	TURKY ARSHAD KHAN	15	20	35	24.5	16	17	9	42	12.6	37.1	43.64705882
72	VAIBHAV CHAUDHARY	30	20	50	35	19	17	7	43	12.9	47.9	56.35294118
73	VANSHIKA KHARE	45	24	69	48.3	16	16	9	41	12.3	60.6	71.29411765
74	VASI RANA	36	20	56	39.2	19	19	9	47	14.1	53.3	62.70588235
75	VASUDEV SAINI	33	24	57	39.9	17	19	9	45	13.5	53.4	62.82352941



Handwritten signature

SHRI RAM COLLEGE, MUZAFFARNAGAR
Journalism & Mass Communication

Session: 2019-20

Name of Programme.....BJMC- 1st Sem.....

Name of Course/ Subject - Computer Basics
Assessment of Students

S.NO	Student Name	External Marks (A)	Internal Marks (B) Class Test/ Unit Test Sessional Test	Total Direct Assessment (A+B)=C 100	70 % of C =(D) 70	Indirect Assessment			Total of Indirect Assessment (E) 50	30 % of E = (F) 15	Total Assessment (D+F)=G 85	Percentage of Marks out of 85 G*100/85
						Assignment 20	Attendance 20	Behaviour / Attitude 10				
1	AARTI DEVI	35	24	59	41.3	16	17	8	41	12.3	53.6	63.05882353
2	ABDUL QADIR	39	23	62	43.4	16	18	9	43	12.9	56.3	66.23529412
3	ABHISHEK KUMAR	44	22	66	46.2	18	18	9	45	13.5	59.7	70.23529412
4	Adarsh Kumar	42	21	63	44.1	17	19	9	45	13.5	57.6	67.76470588
5	AFSHEEN	42	24	66	46.2	17	18	9	44	13.2	59.4	69.88235294
6	AJAY KUMAR	34	23	57	39.9	19	19	9	47	14.1	54	63.52941176
7	AMAN PAL SINGH	42	20	62	43.4	19	19	9	47	14.1	57.5	67.64705882
8	ANJALI	31	24	55	38.5	19	18	9	46	13.8	52.3	61.52941176
9	ANJALI PRADHAN	42	21	63	44.1	19	18	9	46	13.8	57.9	68.11764706
10	Ankit Raj	35	24	59	41.3	18	19	9	46	13.8	55.1	64.82352941
11	ANKIT RASTOGI	34	23	57	39.9	19	18	9	46	13.8	53.7	63.17647059
12	ANUJ SINGH	32	24	56	39.2	16	15	8	39	11.7	50.9	59.88235294
13	ARPIT RATHOR	32	23	55	38.5	18	17	8	43	12.9	51.4	60.47058824
14	ASHU SHARMA	46	21	67	46.9	18	19	9	46	13.8	60.7	71.41176471
15	ATYANT SHARMA	45	22	67	46.9	19	18	9	46	13.8	60.7	71.41176471
16	DEEPAK VERMA	31	23	54	37.8	15	14	7	36	10.8	48.6	57.17647059
17	Deepak Kumar Ray	26	24	50	35	19	18	8	45	13.5	48.5	57.05882353
18	FARHEEN	38	21	59	41.3	15	16	7	38	11.4	52.7	62
19	GARVIT GAUD	37	21	58	40.6	19	18	9	46	13.8	54.4	64
20	GURSIMRAN KAUR	AB	AB	0	0	18	19	9	46	13.8	13.8	16.23529412
21	HARSH HIRWANI	46	21	67	46.9	19	18	9	46	13.8	60.7	71.41176471
22	HIMANSHU PAL	34	21	55	38.5	19	18	9	46	13.8	52.3	61.52941176
23	Ispeeta Das	45	22	67	46.9	15	17	8	40	12	58.9	69.29411765
24	JAYA YADAV	50	22	72	50.4	14	15	7	36	10.8	61.2	72
25	JAYADEV	37	19	56	39.2	18	19	9	46	13.8	53	62.35294118
26	JULI DEVI	34	19	53	37.1	19	19	9	46	13.8	50.9	59.88235294
27	Jyoti Malhotra	47	23	70	49	16	17	8	41	12.3	61.3	72.11764706
28	KAJAL	27	24	51	35.7	16	18	8	42	12.6	48.3	56.82352941



29	KARAN KRISHNA GOSWAMI	21	24	45	31.5	18	18	9	45	13.5	45	52.94117647
30	KESHAW KUMAR YADAV	38	20	58	40.6	19	18	9	46	13.8	54.4	64
31	KIRAT SINGH BHATIA	40	21	61	42.7	19	18	9	46	13.8	56.5	66.47058824
32	KRISHNA BHARDWAJ	36	24	60	42	14	14	7	35	10.5	52.5	61.76470588
33	KRITI SHUKLA	49	23	72	50.4	18	19	9	46	13.8	64.2	75.52941176
34	LOVENEET GAHLLA	55	23	78	54.6	19	19	9	47	14.1	68.7	80.82352941
35	MAHI YASHOCHLAR JHA	52	23	75	52.5	19	19	9	47	14.1	66.6	78.35294118
36	MEGHA GUPTA	50	22	72	50.4	18	19	9	46	13.8	64.2	75.52941176
37	Mohammad Faraz	41	21	62	43.4	15	17	8	40	12	55.4	65.17647059
38	MOHD RAZEE	24	19	43	30.1	16	17	8	41	12.3	42.4	49.88235294
39	MOHD FAIZAN MALIK	47	18	65	45.5	17	16	7	40	12	57.5	67.64705882
40	MOHD SHEHZAD GOUR	44	24	68	47.6	19	19	9	47	14.1	61.7	72.58823529
41	Mohit Kumar	34	20	54	37.8	19	19	9	47	14.1	51.9	61.05882353
42	MOHIT KUMAR	22	23	45	31.5	15	16	8	39	11.7	43.2	50.82352941
43	MUKUL BHANIWAL	25	21	46	32.2	18	19	8	45	13.5	45.7	53.76470588
44	MUSKAN	26	23	49	34.3	15	16	8	39	11.7	46	54.11764706
45	Nadim Malik	32	21	53	37.1	19	19	9	47	14.1	51.2	60.23529412
46	NEHA PUNDIR	30	21	51	35.7	18	17	8	43	12.9	48.6	57.17647059
47	NOOR ALAM	23	19	42	29.4	17	18	8	43	12.9	42.3	49.76470588
48	PARIKSHIT KUMAR DESHWAL	26	20	46	32.2	16	18	9	43	12.9	45.1	53.05882353
49	PARNIKA TIWARI	33	24	57	39.9	18	17	9	44	13.2	53.1	62.47058824
50	POOJA RATHI	37	23	60	42	17	17	7	41	12.3	54.3	63.88235294
51	PRADUMAN KUMAR	AB	21	21	14.7	17	19	9	45	13.5	28.2	33.17647059
52	PRAHLADA SINGH	33	19	52	36.4	19	19	9	47	14.1	50.5	59.41176471
53	PRASHANT RATHI	25	22	47	32.9	19	19	9	47	14.1	47	55.29411765
54	Prashant Kumar Rai	48	23	71	49.7	19	18	9	46	13.8	63.5	74.70588235
55	PRINCY BANSAL	47	24	71	49.7	19	18	8	45	13.5	63.2	74.35294118
56	RAHUL DHAWAN	28	23	51	35.7	18	18	8	44	13.2	48.9	57.52941176
57	RANJEET TITORIYA	32	23	55	38.5	19	18	7	44	13.2	51.7	60.82352941
58	RIZWAN SAIFI	41	21	62	43.4	16	19	9	44	13.2	56.6	66.58823529
59	SAKSHAM BRAHMA BHATT	46	24	70	49	18	19	9	46	13.8	62.8	73.88235294
60	SANYA KARNA	43	23	66	46.2	18	19	8	45	13.5	59.7	70.23529412
61	SANYAM MUNJAL	42	22	64	44.8	19	19	8	46	13.8	58.6	68.94117647
62	SARITA	34	19	53	37.1	15	17	8	40	12	49.1	57.76470588
63	SHIVAM BHARTI	30	21	51	35.7	19	19	9	45	13.5	49.2	57.88235294



64	SHIVANG KUMAR	42	24	66	46.2	15	16	9	40	12	58.2	68.47058824
65	SHOBHIT SHARMA	50	23	73	51.1	19	19	8	46	13.8	64.9	76.35294118
66	SHUBHI MAHESHWARI	47	24	71	49.7	18	18	8	44	13.2	62.9	74
67	SIMRAN SHARMA	31	23	54	37.8	19	18	8	45	13.5	51.3	60.35294118
68	SOURABH DUBEY	36	24	60	42	15	19	9	43	12.9	54.9	64.58823529
69	SUKHPAL	25	22	47	32.9	17	18	8	43	12.9	45.8	53.88235294
70	SWATI	25	20	45	31.5	19	19	8	46	13.8	45.3	53.29411765
71	TURKY ARSHAD KHAN	19	21	40	28	19	19	9	47	14.1	42.1	49.52941176
72	VAIBHAV CHAUDHARY	14	21	35	24.5	19	18	8	45	13.5	38	44.70588235
73	VANSHIKA KHARE	33	23	56	39.2	16	18	8	42	12.6	51.8	60.94117647
74	VASI RANA	25	21	46	32.2	18	19	9	46	13.8	46	54.11764706
75	VASUDEV SAINI	25	24	49	34.3	19	18	9	46	13.8	48.1	56.58823529



Handwritten signature in blue ink, appearing to read "Rajesh".

SHRI RAM COLLEGE, MUZAFFARNAGAR

Journalism & Mass Communication

Session: 2019-20

Name of Programme.....BJMC- 1st Sem.....

Name of Course/ Subject - Value Education

Assessment of Students

S.NO	Student Name	External Marks (A)	Internal Marks (B) Class Test/ Unit Test Sessional Test	Total Direct Assessment (A+B)=C 100	70 % of C =(D) 70	Indirect Assessment			Total of Indirect Assessment (E) 50	30 % of E = (F) 15	Total Assessment (D+F)=G 85	Percentage of Marks out of 85 G*100/85
						Assignment 20	Attendance 20	Behaviour / Attitude 10				
1	AARTI DEVI	40	23	63	44.1	16	17	8	41	12.3	56.4	66.35294118
2	ABDUL QADIR	37	22	59	41.3	16	18	9	43	12.9	54.2	63.76470588
3	ABHISHEK KUMAR	43	21	64	44.8	18	18	9	45	13.5	58.3	68.58823529
4	Adarsh Kumar	41	20	61	42.7	17	19	9	45	13.5	56.2	66.11764706
5	AFSHEEN	36	23	59	41.3	17	18	9	44	13.2	54.5	64.11764706
6	AJAY KUMAR	42	24	66	46.2	19	19	9	47	14.1	60.3	70.94117647
7	AMAN PAL SINGH	43	21	64	44.8	19	19	9	47	14.1	58.9	69.29411765
8	ANJALI	36	23	59	41.3	19	18	9	46	13.8	55.1	64.82352941
9	ANJALI PRADHAN	34	20	54	37.8	19	18	9	46	13.8	51.6	60.70588235
10	Ankit Raj	50	23	73	51.1	18	19	9	46	13.8	64.9	76.35294118
11	ANKIT RASTOGI	45	23	68	47.6	19	18	9	46	13.8	61.4	72.23529412
12	ANUJ SINGH	31	24	55	38.5	16	15	8	39	11.7	50.2	59.05882353
13	ARPIT RATHOR	43	24	67	46.9	18	17	8	43	12.9	59.8	70.35294118
14	ASHU SHARMA	50	22	72	50.4	18	19	9	46	13.8	64.2	75.52941176
15	ATYANT SHARMA	45	24	69	48.3	19	18	9	46	13.8	62.1	73.05882353
16	DEEPAK VERMA	30	24	54	37.8	15	14	7	36	10.8	48.6	57.17647059
17	Deepak Kumar Ray	48	22	70	49	19	18	8	45	13.5	62.5	73.52941176
18	FARHEEN	37	22	59	41.3	15	16	7	38	11.4	52.7	62
19	GARVIT GAUD	34	22	56	39.2	19	18	9	46	13.8	53	62.35294118
20	GURSIMRAN KAUR	AB	AB	0	0	18	19	9	46	13.8	13.8	16.23529412
21	HARSH HIRWANI	49	20	69	48.3	19	18	9	46	13.8	62.1	73.05882353
22	HIMANSHU PAL	38	20	58	40.6	19	18	9	46	13.8	54.4	64
23	Ispeeta Das	40	23	63	44.1	15	17	8	40	12	56.1	66
24	JAYA YADAV	51	21	72	50.4	14	15	7	36	10.8	61.2	72
25	JAYADEV	44	19	63	44.1	18	19	9	46	13.8	57.9	68.11764706
26	JULI DEVI	26	20	46	32.2	19	18	9	46	13.8	46	54.11764706
27	Jyoti Malhotra	51	24	75	52.5	16	17	8	41	12.3	64.8	76.23529412
28	KAJAL	28	23	51	35.7	16	18	8	42	12.6	48.3	56.82352941



29	KARAN KRISHNA GOSWAMI	21	23	44	30.8	18	18	9	45	13.5	44.3	52.11764706
30	KESHAW KUMAR YADAV	35	22	57	39.9	19	18	9	46	13.8	53.7	63.17647059
31	KIRAT SINGH BHATIA	39	22	61	42.7	19	18	9	46	13.8	56.5	66.47058824
32	KRISHNA BHARDWAJ	38	22	60	42	14	14	7	35	10.5	52.5	61.76470588
33	KRITI SHUKLA	51	24	75	52.5	18	19	9	46	13.8	66.3	78
34	LOVENEET GAHLLA	50	24	74	51.8	19	19	9	47	14.1	65.9	77.52941176
35	MAHI YASHOCHLAR JHA	49	24	73	51.1	19	19	9	47	14.1	65.2	76.70588235
36	MEGHA GUPTA	50	23	73	51.1	18	19	9	46	13.8	64.9	76.35294118
37	Mohammad Faraz	46	22	68	47.6	15	17	8	40	12	59.6	70.11764706
38	MOHD RAZEE	31	19	50	35	16	17	8	41	12.3	47.3	55.64705882
39	MOHD FAIZAN MALIK	44	19	63	44.1	17	16	7	40	12	56.1	66
40	MOHD SHEHZAD GOUR	40	23	63	44.1	19	19	9	47	14.1	58.2	68.47058824
41	Mohit Kumar	46	21	67	46.9	19	19	9	47	14.1	61	71.76470588
42	MOHIT KUMAR	44	23	67	46.9	15	16	8	39	11.7	58.6	68.94117647
43	MUKUL BHANIWAL	28	21	49	34.3	18	19	8	45	13.5	47.8	56.23529412
44	MUSKAN	43	23	66	46.2	15	16	8	39	11.7	57.9	68.11764706
45	Nadim Malik	48	22	70	49	19	19	9	47	14.1	63.1	74.23529412
46	NEHA PUNDIR	36	21	57	39.9	18	17	8	43	12.9	52.8	62.11764706
47	NOOR ALAM	42	20	62	43.4	17	18	8	43	12.9	56.3	66.23529412
48	PARIKSHIT KUMAR DESHWAL	36	20	56	39.2	19	18	8	45	13.5	52.7	62
49	PARNIKA TIWARI	48	23	71	49.7	16	19	9	44	13.2	62.9	74
50	POOJA RATHI	33	23	56	39.2	18	15	9	42	12.6	51.8	60.94117647
51	PRADUMAN KUMAR	AB	21	21	14.7	18	19	9	46	13.8	28.5	33.52941176
52	PRAHLADA SINGH	36	19	55	38.5	19	15	9	43	12.9	51.4	60.47058824
53	PRASHANT RATHI	27	23	50	35	15	19	9	43	12.9	47.9	56.35294118
54	Prashant Kumar Rai	45	24	69	48.3	19	18	9	46	13.8	62.1	73.05882353
55	PRINCY BANSAL	44	24	68	47.6	15	19	9	43	12.9	60.5	71.17647059
56	RAHUL DHAWAN	33	24	57	39.9	19	19	9	47	14.1	54	63.52941176
57	RANJEET TITORIYA	44	24	68	47.6	18	15	9	42	12.6	60.2	70.82352941
58	RIZWAN SAIFI	42	22	64	44.8	19	14	9	42	12.6	57.4	67.52941176
59	SAKSHAM BRAHMA BHATT	47	24	71	49.7	19	18	8	45	13.5	63.2	74.35294118
60	SANYA KARNA	46	24	70	49	15	19	8	42	12.6	61.6	72.47058824
61	SANYAM MUNJAL	34	23	57	39.9	14	16	8	39	11.7	51.6	60.70588235
62	SARITA	36	19	55	38.5	18	16	8	43	12.9	51.4	60.47058824
63	SHIVAM BHARTI	29	21	50	35	19	19	8	44	13.2	48.2	56.70588235




64	SHIVANG KUMAR	47	24	71	49.7	16	19	8	43	12.9	62.6	73.64705882
65	SHOBHIT SHARMA	48	24	72	50.4	16	19	7	42	12.6	63	74.11764706
66	SHUBHI MAHESHWARI	53	23	76	53.2	18	14	8	40	12	65.2	76.70588235
67	SIMRAN SHARMA	47	24	71	49.7	19	18	7	44	13.2	62.9	74
68	SOURABH DUBEY	42	23	65	45.5	19	19	9	47	14.1	59.6	70.11764706
69	SUKHPAL	30	21	51	35.7	14	15	9	38	11.4	47.1	55.41176471
70	SWATI	38	21	59	41.3	18	19	8	45	13.5	54.8	64.47058824
71	TURKY ARSHAD KHAN	16	20	36	25.2	19	15	8	42	12.6	37.8	44.47058824
72	VAIBHAV CHAUDHARY	32	20	52	36.4	19	19	9	47	14.1	50.5	59.41176471
73	VANSHIKA KHARE	48	23	71	49.7	19	18	9	46	13.8	63.5	74.70588235
74	VASI RANA	41	21	62	43.4	16	19	9	44	13.2	56.6	66.58823529
75	VASUDEV SAINI	42	23	65	45.5	18	19	7	44	13.2	58.7	69.05882353

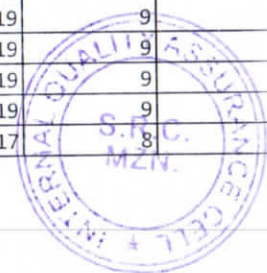


Handwritten signature in blue ink.

S.NO	Student Name	External Marks (A)	Internal Marks (B) Class Test/ Unit Test Sessional Test	Total Direct Assessment (A+B)=C 100	70 % of C (D) 70	Indirect Assessment			Total of Indirect Assessment (E) 50	30 % of E (F) 15	Total Assessment (D+F)=G 85	Percentage of Marks out of 85 G*100/85
						Assignment 20	Attendance 20	Behaviour / Attitude 10				
1	AARTI DEVI	24	23	47	32.9	16	17	8	41	12.3	45.2	53.17647059
2	ABDUL QADIR	28	23	51	35.7	16	18	9	43	12.9	48.6	57.17647059
3	ABHISHEK KUMAR	20	20	40	28	18	18	9	45	13.5	41.5	48.82352941
4	Adarsh Kumar	21	21	42	29.4	17	19	9	45	13.5	42.9	50.47058824
5	AFSHEEN	37	24	61	42.7	17	18	9	44	13.2	55.9	65.76470588
6	AJAY KUMAR	30	24	54	37.8	19	19	9	47	14.1	51.9	61.05882353
7	AMAN PAL SINGH	32	21	53	37.1	19	19	9	46	13.8	50.9	59.88235294
8	ANJALI	30	23	53	37.1	19	18	9	46	13.8	52.3	61.52941176
9	ANJALI PRADHAN	35	20	55	38.5	19	19	9	46	13.8	55.8	65.64705882
10	Ankit Raj	65	24	89	62.3	18	19	9	46	13.8	57.2	67.29411765
11	ANKIT RASTOGI	36	24	60	42	19	18	8	39	11.7	57.2	67.29411765
12	ANUJ SINGH	42	23	65	45.5	16	15	8	43	12.9	57	67.05882353
13	ARPIT RATHOR	40	23	63	44.1	18	17	8	46	13.8	62.8	73.88235294
14	ASHU SHARMA	50	20	70	49	18	19	9	46	13.8	65.6	77.17647059
15	ATYANT SHARMA	53	21	74	51.8	19	18	9	46	13.8	59.1	69.52941176
16	DEEPAK VERMA	46	23	69	48.3	15	14	7	36	10.8	64.6	76
17	Deepak Kumar Ray	52	21	73	51.1	19	18	8	45	13.5	48.5	57.05882353
18	FARHEEN	31	22	53	37.1	15	16	7	38	11.4	47.4	55.76470588
19	GARVIT GAUD	28	20	48	33.6	19	18	9	46	13.8	13.8	16.23529412
20	GURSIMRAN KAUR	AB	AB	0	0	18	19	9	46	13.8	62.8	73.88235294
21	HARSH HIRWANI	50	20	70	49	19	18	9	46	13.8	56.5	66.47058824
22	HIMANSHU PAL	41	20	61	42.7	19	18	9	46	13.8	56.1	66
23	Ispeeta Das	43	20	63	44.1	15	17	8	40	12	62.6	73.64705882
24	JAYA YADAV	54	20	74	51.8	14	15	8	36	10.8	62.1	73.05882353
25	JAYADEV	49	20	69	48.3	18	19	9	46	13.8	52.3	61.52941176
26	JULI DEVI	36	19	55	38.5	19	18	9	46	13.8	52.9	62.23529412
27	Jyoti Malhotra	36	22	58	40.6	16	17	9	41	12.3	53.2	62.58823529
28	KAJAL	35	23	58	40.6	16	18	18	42	12.6	53.2	62.58823529



29	KARAN KRISHNA GOSWAMI	35	24	59	41.3	18	18	9	45	13.5	54.8	64.47058824
30	KESHAW KUMAR YADAV	48	21	69	48.3	19	18	9	46	13.8	62.1	73.05882353
31	KIRAT SINGH BHATIA	48	20	68	47.6	19	18	9	46	13.8	61.4	72.23529412
32	KRISHNA BHARDWAJ	37	23	60	42	14	14	7	35	10.5	52.5	61.76470588
33	KRITI SHUKLA	54	23	77	53.9	18	19	9	46	13.8	67.7	79.64705882
34	LOVENEET GAHLLA	50	23	73	51.1	19	19	9	47	14.1	65.2	76.70588235
35	MAHI YASHOCHLAR JHA	42	23	65	45.5	19	19	9	47	14.1	59.6	70.11764706
36	MEGHA GUPTA	39	21	60	42	18	19	9	46	13.8	55.8	65.64705882
37	Mohammad Faraz	35	20	55	38.5	15	17	8	40	12	50.5	59.41176471
38	MOHD RAZEE	20	20	40	28	16	17	8	41	12.3	40.3	47.41176471
39	MOHD FAIZAN MALIK	39	19	58	40.6	17	16	7	40	12	52.6	61.88235294
40	MOHD SHEHZAD GOUR	48	24	72	50.4	19	19	9	47	14.1	64.5	75.88235294
41	Mohit Kumar	50	20	70	49	19	19	9	47	14.1	63.1	74.23529412
42	MOHIT KUMAR	50	23	73	51.1	15	16	8	39	11.7	62.8	73.88235294
43	MUKUL BHANIWAL	36	20	56	39.2	18	19	8	45	13.5	52.7	62
44	MUSKAN	46	23	69	48.3	15	16	8	39	11.7	60	70.58823529
45	Nadim Malik	50	20	70	49	19	19	9	47	14.1	63.1	74.23529412
46	NEHA PUNDIR	39	20	59	41.3	18	17	8	43	12.9	54.2	63.76470588
47	NOOR ALAM	42	22	64	44.8	17	18	8	43	12.9	57.7	67.88235294
48	PARIKSHIT KUMAR DESHWAL	37	21	58	40.6	18	19	9	46	13.8	54.4	64
49	PARNIKA TIWARI	50	24	74	51.8	19	18	9	46	13.8	65.6	77.17647059
50	POOJA RATHI	40	22	62	43.4	16	14	9	39	11.7	55.1	64.82352941
51	PRADUMAN KUMAR	AB	20	20	14	18	19	9	46	13.8	27.8	32.70588235
52	PRAHLADA SINGH	44	20	64	44.8	18	19	8	45	13.5	58.3	68.58823529
53	PRASHANT RATHI	35	24	59	41.3	19	19	8	46	13.8	55.1	64.82352941
54	Prashant Kumar Rai	44	23	67	46.9	15	19	9	43	12.9	59.8	70.35294118
55	PRINCY BANSAL	50	23	73	51.1	19	17	9	45	13.5	64.6	76
56	RAHUL DHAWAN	36	23	59	41.3	15	17	7	39	11.7	53	62.35294118
57	RANJEET TITORIYA	52	23	75	52.5	19	16	8	43	12.9	65.4	76.94117647
58	RIZWAN SAIFI	44	20	64	44.8	18	19	7	44	13.2	58	68.23529412
59	SAKSHAM BRAHMA BHATT	50	23	73	51.1	19	19	9	47	14.1	65.2	76.70588235
60	SANYA KARNA	50	23	73	51.1	19	19	9	47	14.1	65.2	76.70588235
61	SANYAM MUNJAL	38	21	59	41.3	15	19	9	43	12.9	54.2	63.76470588
62	SARITA	AB	20	20	14	14	19	9	42	12.6	26.6	31.29411765
63	SHIVAM BHARTI	38	20	58	40.6	18	17	8	43	12.9	53.5	62.94117647



64	SHIVANG KUMAR	50	23	73	51.1	19	17	7	43	12.9	64	75.29411765
65	SHOBHIT SHARMA	48	23	71	49.7	16	16	9	41	12.3	62	72.94117647
66	SHUBHI MAHESHWARI	61	24	85	59.5	16	14	9	39	11.7	71.2	83.76470588
67	SIMRAN SHARMA	50	23	73	51.1	16	19	8	43	12.9	64	75.29411765
68	SOURABH DUBEY	50	23	73	51.1	18	19	8	45	13.5	64.6	76
69	SUKHPAL	34	22	56	39.2	18	19	9	46	13.8	53	62.35294118
70	SWATI	40	21	61	42.7	19	19	9	47	14.1	56.8	66.82352941
71	TURKY ARSHAD KHAN	20	14	34	23.8	15	17	9	41	12.3	36.1	42.47058824
72	VAIBHAV CHAUDHARY	36	19	55	38.5	19	17	8	44	13.2	51.7	60.82352941
73	VANSHIKA KHARE	50	24	74	51.8	15	16	8	39	11.7	63.5	74.70588235
74	VASI RANA	50	20	70	49	19	19	8	46	13.8	62.8	73.88235294
75	VASUDEV SAINI	48	24	72	50.4	18	19	9	46	13.8	64.2	75.52941176



Pakesh

SHRI RAM COLLEGE, MUZAFFARNAGAR

Journalism & Mass Communication

Session: 2019-20

Name of Programme.....BJMC- IInd Sem.....

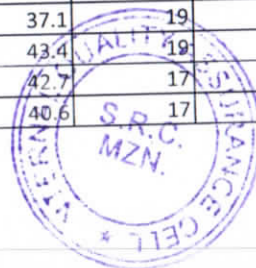
Name of Course/ Subject - Introduction to Journalism

Assessment of Students

S.NO	Student Name	External Marks (A)	Internal Marks (B) Class Test/ Unit Test Sessional Test	Total Direct Assessment (A+B)=C 100	70 % of C =(D) 70	Indirect Assessment			Total of Indirect Assessment (E) 50	30 % of E = (F) 15	Total Assessment (D+F)=G 85	Percentage of Marks out of 85 G*100/85
						Assignment 20	Attendance 20	Behaviour / Attitude 10				
1	AARTI DEVI	38	20	58	40.6	16	17	8	41	12.3	52.9	62.23529412
2	ABDUL QADIR	42	23	65	45.5	16	18	9	43	12.9	58.4	68.70588235
3	ABHISHEK KUMAR	44	22	66	46.2	18	18	9	45	13.5	59.7	70.23529412
4	ADARSH KUMAR	26	23	49	34.3	17	19	9	45	13.5	47.8	56.23529412
5	AFSHEEN	25	23	48	33.6	17	18	9	44	13.2	46.8	55.05882353
6	AJAY KUMAR NISHCHAL	27	24	51	35.7	19	19	9	47	14.1	49.8	58.58823529
7	AMAN PAL SINGH	34	22	56	39.2	19	19	9	47	14.1	53.3	62.70588235
9	ANJALI PRADHAN	35	23	58	40.6	19	18	9	46	13.8	54.4	64
8	ANJALI	20	24	44	30.8	19	18	9	46	13.8	44.6	52.47058824
10	ANKIT RASTOGI	31	24	55	38.5	18	19	9	46	13.8	52.3	61.52941176
11	ANUJ SINGH	16	24	40	28	19	18	9	46	13.8	41.8	49.17647059
12	ARPIT RATHOR	33	24	57	39.9	16	15	8	39	11.7	51.6	60.70588235
13	ASHU SHARMA	35	22	57	39.9	18	17	8	43	12.9	52.8	62.11764706
14	ATYANT SHARMA	40	23	63	44.1	18	19	9	46	13.8	57.9	68.11764706
16	DEEPAK KUMAR RAY	38	22	60	42	15	14	7	36	10.8	52.8	62.11764706
15	DEEPAK VERMA	23	24	47	32.9	19	18	9	46	13.8	46.7	54.94117647
17	FARHEEN	32	20	52	36.4	19	18	8	45	13.5	49.9	58.70588235
18	GARVIT GAUD	32	23	55	38.5	15	16	7	38	11.4	49.9	58.70588235
19	HARSH HIRWANI	39	22	61	42.7	19	18	9	46	13.8	56.5	66.47058824
20	HIMANSHU PAL	37	22	59	41.3	18	19	9	46	13.8	55.1	64.82352941
21	ISPEETA DAS	31	23	54	37.8	19	18	9	46	13.8	51.6	60.70588235
22	JAYA YADAV	38	22	60	42	19	18	9	46	13.8	55.8	65.64705882
23	JAYADEV	31	18	49	34.3	15	17	8	40	12	46.3	54.47058824
24	JULI DEVI	22	19	41	28.7	14	15	7	36	10.8	39.5	46.47058824
25	JYOTI MALHOTRA	45	23	68	47.6	18	18	9	46	13.8	61.4	72.23529412
26	kajal	11	23	34	23.8	19	18	9	46	13.8	37.6	44.23529412
27	KARAN KRISHNA GOSWAI	28	22	50	35	16	16	8	41	12.3	47.3	55.64705882
28	KIRAT SINGH BHATIA	22	23	45	31.5	16	16	8	42	12.6	44.1	51.88235294



29	KRISHAN BHARDWAJ	28	22	50	35	18	18	9	45	13.5	48.5	57.05882353
30	KRITI SHUKLA	48	23	71	49.7	19	18	9	46	13.8	63.5	74.70588235
31	LOVENEET GAHLLA	44	22	66	46.2	19	18	9	46	13.8	60	70.58823529
32	MAHI YASHOCHLAR JHA	37	23	60	42	14	14	7	35	10.5	52.5	61.76470588
33	MEGHA GUPTA	36	22	58	40.6	18	19	9	46	13.8	54.4	64
34	MOHAMMAD FARAZ	26	23	49	34.3	19	19	9	47	14.1	48.4	56.94117647
36	MOHD FAIZAN MALIK	28	18	46	32.2	18	19	9	46	13.8	46	54.11764706
35	MOHD RAZEE	19	19	38	26.6	19	19	9	47	14.1	40.7	47.88235294
37	MOHD SHEHZAD GOUR	36	24	60	42	15	17	8	40	12	54	63.52941176
38	MOHIT KUMAR	33	22	55	38.5	16	17	8	41	12.3	50.8	59.76470588
39	MOHIT KUMAR	27	23	50	35	17	16	7	40	12	47	55.29411765
40	MUKUL BHANIWAL	33	19	52	36.4	19	19	9	47	14.1	50.5	59.41176471
41	MUSKAN	32	23	55	38.5	19	19	9	47	14.1	52.6	61.88235294
42	NADEEM	33	23	56	39.2	15	16	8	39	11.7	50.9	59.88235294
43	NEHA PUNDIR	40	18	58	40.6	18	19	8	45	13.5	54.1	63.64705882
44	NOOR ALAM	32	22	54	37.8	15	16	8	39	11.7	49.5	58.23529412
45	PARNIKA TIWARI	43	23	66	46.2	19	19	9	47	14.1	60.3	70.94117647
46	POOJA RATHI	32	22	54	37.8	18	17	8	43	12.9	50.7	59.64705882
47	PRAHMPRAILADA SINGH	20	19	39	27.3	17	18	8	43	12.9	40.2	47.29411765
48	PRASHANT RATHI	20	23	43	30.1	15	14	9	38	11.4	41.5	48.82352941
49	PRINCY BANSAL	37	25	62	43.4	19	19	8	46	13.8	57.2	67.29411765
50	RANJEET TITORIYA	40	24	64	44.8	18	19	7	44	13.2	58	68.23529412
51	RIZWAN SAIFI	40	22	62	43.4	19	19	9	47	14.1	57.5	67.64705882
52	SAKSHAM BRAHMA BHAT	43	23	66	46.2	19	19	9	47	14.1	60.3	70.94117647
53	SANYA KARNA	42	22	64	44.8	15	17	8	40	12	56.8	66.82352941
54	SANYAM MUNJAL	30	23	53	37.1	14	17	8	39	11.7	48.8	57.41176471
55	SARITA	10	19	29	20.3	18	16	9	43	12.9	33.2	39.05882353
61	SAURABH DUBEY	30	23	53	37.1	14	19	9	42	12.6	49.7	58.47058824
56	SHIVAM BHARTI	21	18	39	27.3	19	19	9	47	14.1	41.4	48.70588235
57	SHIVANG KUMAR	39	24	63	44.1	16	19	9	44	13.2	57.3	67.41176471
58	SHOBHIT SHARMA	38	22	60	42	16	16	7	39	11.7	53.7	63.17647059
59	SHUBHI MAHESHWARI	66	23	89	62.3	18	19	9	46	13.8	76.1	89.52941176
60	SIMRAN	42	22	64	44.8	19	16	9	44	13.2	58	68.23529412
62	SUKHPAL	32	20	52	36.4	19	17	9	45	13.5	49.9	58.70588235
63	SWATI	25	20	45	31.5	19	18	8	45	13.5	45	52.94117647
64	VAIBHAV CHAUDHARY	33	20	53	37.1	19	19	8	46	13.8	50.9	59.88235294
65	VANSHIKA KHARE	40	22	62	43.4	19	19	9	47	14.1	57.5	67.64705882
66	VASI RANA	39	22	61	42.7	17	15	9	41	12.3	55	64.70588235
67	VASUDEV SAINI	34	24	58	40.6	17	14	9	40	12	52.6	61.88235294



Handwritten signature in blue ink.

Handwritten signature in black ink.

SHRI RAM COLLEGE, MUZAFFARNAGAR

Journalism & Mass Communication

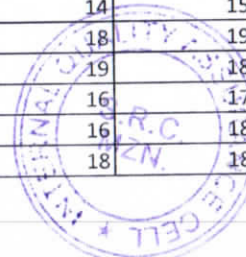
Session: 2019-20

Name of Programme.....BJMC- IInd Sem.....

Name of Course/ Subject - Constitution and Political System of India

Assessment of Students

S.NO	Student Name	External Marks (A)	Internal Marks (B) Class Test/ Unit Test Sessional Test	Total Direct Assessment (A+B)=C 100	70 % of C =(D) 70	Indirect Assessment			Total of Indirect Assessment (E) 50	30 % of E = (F) 15	Total Assessment (D+F)=G 85	Percentage of Marks out of 85 G*100/85
						Assignment 20	Attendance 20	Behaviour / Attitude 10				
1	AARTI DEVI	34	19	53	37.1	16	17	8	41	12.3	49.4	58.11764706
2	ABDUL QADIR	35	24	59	41.3	16	18	9	43	12.9	54.2	63.76470588
3	ABHISHEK KUMAR	46	23	69	48.3	18	18	9	45	13.5	61.8	72.70588235
4	ADARSH KUMAR	46	21	67	46.9	17	19	9	45	13.5	60.4	71.05882353
5	AFSHEEN	31	24	55	38.5	17	18	9	44	13.2	51.7	60.82352941
6	AJAY KUMAR NISHCHAL	52	23	75	52.5	19	19	9	47	14.1	66.6	78.35294118
7	AMAN PAL SINGH	40	23	63	44.1	19	19	9	47	14.1	58.2	68.47058824
9	ANJALI PRADHAN	52	21	73	51.1	19	18	9	46	13.8	64.9	76.35294118
8	ANJALI	33	23	56	39.2	19	18	9	46	13.8	53	62.35294118
10	ANKIT RASTOGI	42	24	66	46.2	18	19	9	46	13.8	60	70.58823529
11	ANUJ SINGH	23	24	47	32.9	19	18	9	46	13.8	46.7	54.94117647
12	ARPIT RATHOR	42	23	65	45.5	16	15	8	39	11.7	57.2	67.29411765
13	ASHU SHARMA	54	23	77	53.9	18	17	8	43	12.9	66.8	78.58823529
14	ATYANT SHARMA	39	21	60	42	18	19	9	46	13.8	55.8	65.64705882
16	DEEPAK KUMAR RAY	54	23	77	53.9	15	14	7	36	10.8	64.7	76.11764706
15	DEEPAK VERMA	33	23	56	39.2	19	18	9	46	13.8	53	62.35294118
17	FARHEEN	38	19	57	39.9	19	18	8	45	13.5	53.4	62.82352941
18	GARVIT GAUD	42	21	63	44.1	15	16	7	38	11.4	55.5	65.29411765
19	HARSH HIRWANI	43	23	66	46.2	19	18	9	46	13.8	60	70.58823529
20	HIMANSHU PAL	32	23	55	38.5	18	19	9	46	13.8	52.3	61.52941176
21	ISPEETA DAS	41	21	62	43.4	19	18	9	46	13.8	57.2	67.29411765
22	JAYA YADAV	55	23	78	54.6	19	18	9	46	13.8	68.4	80.47058824
23	JAYDEV	43	17	60	42	15	17	8	40	12	54	63.52941176
24	JULI DEVI	34	18	52	36.4	14	15	7	36	10.8	47.2	55.52941176
25	JYOTI MALHOTRA	52	21	73	51.1	18	19	9	46	13.8	64.9	76.35294118
26	kajal	23	24	47	32.9	19	18	9	46	13.8	46.7	54.94117647
27	KARAN KRISHNA GOSWAI	24	23	47	32.9	16	17	8	41	12.3	45.2	53.17647059
28	KIRAT SINGH BHATIA	35	21	56	39.2	16	18	8	42	12.6	51.8	60.94117647
29	KRISHAN BHARDWAJ	35	23	58	40.6	18	18	9	45	13.5	54.1	63.64705882



30	KRITI SHUKLA	50	21	71	49.7	19	18	9	46	13.8	63.5	74.70588235
31	LOVENEET GAHLLA	47	23	70	49	19	18	9	46	13.8	62.8	73.88235294
32	MAHI YASHOCHLAR JHA	49	21	70	49	14	14	7	35	10.5	59.5	70
33	MEGHA GUPTA	49	22	71	49.7	18	19	9	46	13.8	63.5	74.70588235
34	MOHAMMAD FARAZ	44	21	65	45.5	19	19	9	47	14.1	59.6	70.11764706
36	MOHD FAIZAN MALIK	45	18	63	44.1	18	19	9	46	13.8	57.9	68.11764706
35	MOHD RAZEE	34	18	52	36.4	19	19	9	47	14.1	50.5	59.41176471
37	MOHD SHEHZAD GOUR	45	24	69	48.3	15	17	8	40	12	60.3	70.94117647
39	MOHIT KUMAR	40	24	64	44.8	17	16	7	40	12	56.8	66.82352941
38	MOHIT KUMAR	32	23	55	38.5	16	17	8	41	12.3	50.8	59.76470588
40	MUKUL BHANIWAL	47	18	65	45.5	19	19	9	47	14.1	59.6	70.11764706
41	MUSKAN	44	24	68	47.6	19	19	9	47	14.1	61.7	72.58823529
42	NADEEM	41	21	62	43.4	15	16	8	39	11.7	55.1	64.82352941
43	NEHA PUNDIR	42	18	60	42	18	19	8	45	13.5	55.5	65.29411765
44	NOOR ALAM	46	23	69	48.3	15	16	8	39	11.7	60	70.58823529
45	PARNIKA TIWARI	56	21	77	53.9	19	19	9	47	14.1	68	80
46	POOJA RATHI	44	23	67	46.9	18	17	8	43	12.9	59.8	70.35294118
47	PRAHIPRAHLADA SINGH	40	18	58	40.6	17	18	8	43	12.9	53.5	62.94117647
48	PRASHANT RATHI	36	22	58	40.6	16	18	9	43	12.9	53.5	62.94117647
49	PRINCY BANSAL	53	24	77	53.9	18	17	9	44	13.2	67.1	78.94117647
50	RANJEET TITORIYA	51	24	75	52.5	17	17	7	41	12.3	64.8	76.23529412
51	RIZWAN SAIFI	48	23	71	49.7	17	19	9	45	13.5	63.2	74.35294118
52	SAKSHAM BRAHMA BHAT	49	21	70	49	19	19	9	47	14.1	63.1	74.23529412
53	SANYA KARNA	45	23	68	47.6	19	19	9	47	14.1	61.7	72.58823529
54	SANYAM MUNJAL	40	21	61	42.7	19	18	9	46	13.8	56.5	66.47058824
55	SARITA	35	18	53	37.1	19	18	8	45	13.5	50.6	59.52941176
61	SAURABH DUBEY	40	21	61	42.7	19	19	8	46	13.8	56.5	66.47058824
56	SHIVAM BHARTI	25	19	44	30.8	18	18	8	44	13.2	44	51.76470588
57	SHIVANG KUMAR	51	25	76	53.2	19	18	7	44	13.2	66.4	78.11764706
58	SHOBHIT SHARMA	49	23	72	50.4	16	19	9	44	13.2	63.6	74.82352941
59	SHUBHI MAHESHWARI	56	21	77	53.9	18	19	9	46	13.8	67.7	79.64705882
60	SIMRAN	52	23	75	52.5	18	19	8	45	13.5	66	77.64705882
62	SUKHPAL	45	21	66	46.2	15	17	8	40	12	58.2	68.47058824
63	SWATI	40	21	61	42.7	19	17	9	45	13.5	56.2	66.11764706
64	VAIBHAV CHAUDHARY	36	19	55	38.5	15	16	9	40	12	50.5	59.41176471
65	VANSHIKA KHARE	49	23	72	50.4	19	19	8	46	13.8	64.2	75.52941176
66	VASI RANA	44	23	67	46.9	18	18	8	44	13.2	60.1	70.70588235
67	VASUDEV SAINI	42	23	65	45.5	19	18	8	45	13.5	59	69.41176471



Rayesh

SHRI RAM COLLEGE, MUZAFFARNAGAR
Journalism & Mass Communication

Session: 2017-18

Name of Programme.....BJMC- IIInd Sem.....

Name of Course/ Subject - Indian Social System
Assessment of Students

S.NO	Student Name	External Marks (A)	Internal Marks (B) Class Test/ Unit Test Sessional Test	Total Direct Assessment (A+B)=C 100	70 % of C =(D) 70	Indirect Assessment			Total of Indirect Assessment (E) 50	30 % of E = (F) 15	Total Assessment (D+F)=G 85	Percentage of Marks out of 85 G*100/85
						Assignment 20	Attendance 20	Behaviour / Attitude 10				
1	AARII DEVI	42	19	61	42.7	16	17	9	41	12.3	55	64.70588235
2	ABDUL QADIR	43	24	67	46.9	16	18	9	43	12.9	59.8	70.35294118
3	ABHISHEK KUMAR	52	24	76	53.2	18	18	9	45	13.5	66.7	78.47058824
4	ADARSH KUMAR	46	22	68	47.6	17	19	9	45	13.5	61.1	71.88235294
5	AFSHEEN	34	23	57	39.9	17	18	9	44	13.2	53.1	62.47058824
6	AJAY KUMAR NISHCHAL	50	23	73	51.1	19	19	9	47	14.1	65.2	76.70588235
7	AMAN PAL SINGH	38	24	62	43.4	19	19	9	47	14.1	57.5	67.64705882
9	ANJALI PRADHAN	44	22	66	46.2	19	18	9	46	13.8	60	70.58823529
8	ANJALI	46	23	69	48.3	19	18	9	46	13.8	62.1	73.05882353
10	ANKIT RASTOGI	46	23	69	48.3	18	19	9	46	13.8	62.1	73.05882353
11	ANUJ SINGH	40	23	63	44.1	19	18	9	46	13.8	57.9	68.11764706
12	ARPIT RATHOR	47	24	71	49.7	16	15	8	39	11.7	61.4	72.23529412
13	ASHU SHARMA	44	24	68	47.6	18	17	8	43	12.9	60.5	71.17647059
14	ATYANT SHARMA	35	22	57	39.9	18	19	9	46	13.8	53.7	63.17647059
16	DEEPAK KUMAR RAY	54	24	78	54.6	15	14	7	36	10.8	65.4	76.94117647
15	DEEPAK VERMA	32	24	56	39.2	19	18	9	46	13.8	53	62.35294118
17	FARHEEN	40	19	59	41.3	19	18	8	45	13.5	54.8	64.47058824
18	GARVIT GAUD	27	22	49	34.3	15	16	7	38	11.4	45.7	53.76470588
19	HARSH HIRWANI	40	24	64	44.8	19	18	9	46	13.8	58.6	68.94117647
20	HIMANSHU PAL	34	23	57	39.9	18	19	9	46	13.8	60.7	71.41176471
21	ISPEETA DAS	45	22	67	46.9	19	18	9	46	13.8	55.8	65.64705882
22	JAYA YADAV	36	24	60	42	19	18	9	46	13.8	67	78.82352941
23	JAYADEV	40	17	57	39.9	15	17	8	40	12	51.9	61.05882353
24	JULI DEVI	24	18	42	29.4	14	15	7	36	10.8	40.2	47.29411765
25	JYOTI MALHOTRA	54	22	76	53.2	19	19	9	46	13.8	67	78.82352941
26	kajal	36	23	59	41.3	19	18	9	46	13.8	55.1	64.82352941
27	KARAN KRISHNA GOSWAI	26	24	50	35	16	16	8	41	12.3	47.3	55.64705882
28	KIRAT SINGH BHATIA	23	22	45	31.5	16	16	8	42	12.6	44.1	51.88235294
29	KRISHAN BHARDWAJ	41	24	65	45.5	18	18	9	45	13.5	59	69.41176471



30	KRITI SHUKLA	55	22	77	53.9	19	18	9	46	13.8	67.7	79.64705882
31	LOVENEET GAHLLA	57	24	81	56.7	19	18	9	46	13.8	70.5	82.94117647
32	MAHI YASHOCHLAR JHA	56	22	78	54.6	14	14	7	35	10.5	65.1	76.58823529
33	MEGHA GUPTA	55	24	79	55.3	18	19	9	46	13.8	69.1	81.29411765
34	MOHAMMAD FARAZ	50	22	72	50.4	19	19	9	47	14.1	64.5	75.88235294
36	MOHD FAIZAN MALIK	46	19	65	45.5	18	19	9	46	13.8	59.3	69.76470588
35	MOHD RAZEE	32	18	50	35	19	19	9	47	14.1	49.1	57.76470588
37	MOHD SHEHZAD GOUR	53	25	78	54.6	15	17	8	40	12	66.6	78.35294118
39	MOHIT KUMAR	50	24	74	51.8	17	16	7	40	12	63.8	75.05882353
38	MOHIT KUMAR	39	24	63	44.1	16	17	8	41	12.3	56.4	66.35294118
40	MUKUL BHANIWAL	35	18	53	37.1	19	19	9	47	14.1	51.2	60.23529412
41	MUSKAN	54	24	78	54.6	19	19	9	47	14.1	68.7	80.82352941
42	NADEEM	49	22	71	49.7	15	16	8	39	11.7	61.4	72.23529412
43	NEHA PUNDIR	39	19	58	40.6	18	19	8	45	13.5	54.1	63.64705882
44	NOOR ALAM	44	24	68	47.6	15	16	8	39	11.7	59.3	69.76470588
45	PARNIKA TIWARI	47	22	69	48.3	19	19	9	47	14.1	62.4	73.41176471
46	POOJA RATHI	40	23	63	44.1	18	17	8	43	12.9	57	67.05882353
47	PRAHPRAHLADA SINGH	30	18	48	33.6	17	18	8	43	12.9	46.5	54.70588235
48	PRASHANT RATHI	32	22	54	37.8	19	18	8	45	13.5	51.3	60.35294118
49	PRINCY BANSAL	56	25	81	56.7	16	19	9	44	13.2	69.9	82.23529412
50	RANJEET TITORIYA	55	24	79	55.3	18	15	9	42	12.6	67.9	79.88235294
51	RIZWAN SAIFI	55	24	79	55.3	18	19	9	46	13.8	69.1	81.29411765
52	SAKSHAM BRAHMA BHATT	48	22	70	49	19	15	9	43	12.9	61.9	72.82352941
53	SANYA KARNA	33	24	57	39.9	15	19	9	43	12.9	52.8	62.11764706
54	SANYAM MUNJAL	36	22	58	40.6	19	18	9	46	13.8	54.4	64
55	SARITA	40	18	58	40.6	15	19	9	43	12.9	53.5	62.94117647
61	SAURABH DUBEY	33	22	55	38.5	14	16	9	39	11.7	50.2	59.05882353
56	SHIVAM BHARTI	22	20	42	29.4	19	19	9	47	14.1	43.5	51.17647059
57	SHIVANG KUMAR	41	25	66	46.2	18	15	9	42	12.6	58.8	69.17647059
58	SHOBHIT SHARMA	42	24	66	46.2	19	14	9	42	12.6	58.8	69.17647059
59	SHUBHI MAHESHWARI	58	22	80	56	19	18	8	45	13.5	69.5	81.76470588
60	SIMRAN	38	24	62	43.4	15	19	8	42	12.6	56	65.88235294
62	SUKHPAL	40	21	61	42.7	18	16	9	43	12.9	55.6	65.41176471
63	SWATI	35	21	56	39.2	19	18	7	44	13.2	52.4	61.64705882
64	VAIBHAV CHAUDHARY	33	18	51	35.7	16	19	8	43	12.9	48.6	57.17647059
65	VANSHIKA KHARE	53	24	77	53.9	16	19	7	42	12.6	66.5	78.23529412
66	VASI RANA	44	22	66	46.2	18	18	8	40	12	58.2	68.47058824
67	VASUDEV SAINI	33	25	58	40.6	19	18	8	44	13.2	53.8	63.29411765



Signature

SHRI RAM COLLEGE, MUZAFFARNAGAR

Journalism & Mass Communication

Session: 2017-18

Name of Programme.....BJMC- IInd Sem.....


Name of Course/ Subject - General English

Assessment of Students

S.NO	Student Name	External Marks (A)	Internal Marks (B) Class Test/ Unit Test Sessional Test	Total Direct Assessment (A+B)=C 100	70 % of C =(D) 70	Indirect Assessment			Total of Indirect Assessment (E) 50	30 % of E = (F) 15	Total Assessment (D+F)=G 85	Percentage of Marks out of 85 G*100/85
						Assignment 20	Attendance 20	Behaviour / Attitude 10				
1	AARTI DEVI	37	20	57	39.9	16	17	8	41	12.3	52.2	61.41176471
2	ABDUL QADIR	36	23	59	41.3	16	18	9	43	12.9	54.2	63.76470588
3	ABHISHEK KUMAR	44	21	65	45.5	18	18	9	45	13.5	59	69.41176471
4	ADARSH KUMAR	32	24	56	39.2	17	19	9	45	13.5	52.7	62
5	AFSHEEN	40	24	64	44.8	17	18	9	44	13.2	58	68.23529412
6	AJAY KUMAR NISHCHAL	41	24	65	45.5	19	19	9	47	14.1	59.6	70.11764706
7	AMAN PAL SINGH	51	21	72	50.4	19	19	9	47	14.1	64.5	75.88235294
9	ANJALI PRADHAN	54	24	78	54.6	19	18	9	46	13.8	68.4	80.47058824
8	ANJALI	23	24	47	32.9	19	18	9	46	13.8	46.7	54.94117647
10	ANKIT RASTOGI	40	24	64	44.8	18	19	9	46	13.8	58.6	68.94117647
11	ANUJ SINGH	41	24	65	45.5	19	18	9	46	13.8	59.3	69.76470588
12	ARPIT RATHOR	49	24	73	51.1	16	15	8	39	11.7	62.8	73.88235294
13	ASHU SHARMA	50	21	71	49.7	18	17	8	43	12.9	62.6	73.64705882
14	ATYANT SHARMA	42	24	66	46.2	18	19	9	46	13.8	60	70.58823529
16	DEEPAK KUMAR RAY	22	21	43	30.1	15	14	7	36	10.8	40.9	48.11764706
15	DEEPAK VERMA	40	24	64	44.8	19	18	9	46	13.8	58.6	68.94117647
17	FARHEEN	38	19	57	39.9	19	18	8	45	13.5	53.4	62.82352941
18	GARVIT GAUD	33	24	57	39.9	15	16	7	38	11.4	51.3	60.35294118
19	HARSH HIRWANI	42	21	63	44.1	19	18	9	46	13.8	57.9	68.11764706
20	HIMANSHU PAL	23	22	45	31.5	18	19	9	46	13.8	45.3	53.29411765
21	ISPEETA DAS	42	24	66	46.2	19	18	9	46	13.8	60	70.58823529
22	JAYA YADAV	53	21	74	51.8	19	18	9	46	13.8	65.6	77.17647059
23	JAYDEV	27	18	45	31.5	15	17	8	40	12	43.5	51.17647059
24	JULI DEVI	0	20	20	14	14	15	7	36	10.8	24.8	29.17647059
25	JYOTI MALHOTRA	47	24	71	49.7	18	19	9	46	13.8	63.5	74.70588235
26	kajal	34	24	58	40.6	19	19	9	46	13.8	54.4	64
27	KARAN KRISHNA GOSWAI	33	21	54	37.8	16	17	8	41	12.3	50.1	58.94117647
28	KIRAT SINGH BHATIA	30	24	54	37.8	16	18	8	42	12.6	50.4	59.29411765
29	KRISHAN BHARDWAJ	41	21	62	43.4	18	18	9	45	13.5	56.9	66.94117647



30	KRITI SHUKLA	38	24	62	43.4	19	18	9	46	13.8	57.2	67.29411765
31	LOVENEET GAHLLA	35	21	56	39.2	19	18	9	46	13.8	53	62.35294118
32	MAHI YASHOCHLAR JHA	42	24	66	46.2	14	14	7	35	10.5	56.7	66.70588235
33	MEGHA GUPTA	39	21	60	42	18	19	9	46	13.8	55.8	65.64705882
34	MOHAMMAD FARAZ	35	24	59	41.3	19	19	9	47	14.1	55.4	65.17647059
36	MOHD FAIZAN MALIK	37	19	56	39.2	18	19	9	46	13.8	53	62.35294118
35	MOHD RAZEE	36	19	55	38.5	19	19	9	47	14.1	52.6	61.88235294
37	MOHD SHEHZAD GOUR	50	24	74	51.8	18	19	8	45	13.5	65.3	76.82352941
38	MOHIT KUMAR	49	21	70	49	19	19	8	46	13.8	62.8	73.88235294
39	MOHIT KUMAR	21	24	45	31.5	15	19	7	41	12.3	43.8	51.52941176
40	MUKUL BHANIWAL	37	18	55	38.5	19	17	9	45	13.5	52	61.17647059
41	MUSKAN	37	23	60	42	15	17	9	41	12.3	54.3	63.88235294
42	NADEEM	34	24	58	40.6	19	16	8	43	12.9	53.5	62.94117647
43	NEHA PUNDIR	40	18	58	40.6	18	19	8	45	13.5	54.1	63.64705882
44	NOOR ALAM	30	21	51	35.7	19	19	8	46	13.8	49.5	58.23529412
45	PARNIKA TIWARI	60	24	84	58.8	19	19	9	47	14.1	72.9	85.76470588
46	POOJA RATHI	36	22	58	40.6	15	19	8	42	12.6	53.2	62.58823529
47	PRAHPR AHLADA SING	13	19	32	22.4	14	15	8	37	11.1	33.5	39.41176471
48	PRASHANT RATHI	27	23	50	35	18	19	9	46	13.8	48.8	57.41176471
49	PRINCY BANSAL	50	24	74	51.8	19	18	9	46	13.8	65.6	77.17647059
50	RANJEET TITORIYA	52	25	77	53.9	16	17	9	42	12.6	66.5	78.23529412
51	RIZWAN SAIFI	44	21	65	45.5	16	18	9	43	12.9	58.4	68.70588235
52	SAKSHAM BRAHMA BHAT	49	24	73	51.1	18	19	8	45	13.5	64.6	76
53	SANYA KARNA	53	21	74	51.8	19	19	8	46	13.8	65.6	77.17647059
54	SANYAM MUNJAL	53	24	77	53.9	15	19	9	43	12.9	66.8	78.58823529
55	SARITA	27	19	46	32.2	19	17	9	45	13.5	45.7	53.76470588
61	SAURABH DUBEY	43	24	67	46.9	18	19	9	46	13.8	60.7	71.41176471
56	SHIVAM BHARTI	52	19	71	49.7	15	17	7	39	11.7	61.4	72.23529412
57	SHIVANG KUMAR	48	24	72	50.4	19	16	8	43	12.9	63.3	74.47058824
58	SHOBHIT SHARMA	54	21	75	52.5	18	19	7	44	13.2	65.7	77.29411765
59	SHUBHI MAHESHWARI	62	24	86	60.2	16	19	9	44	13.2	73.4	86.35294118
60	SIMRAN	47	21	68	47.6	18	19	9	46	13.8	61.4	72.23529412
62	SUKHPAL	28	22	50	35	19	19	9	47	14.1	49.1	57.76470588
63	SWATI	1	20	21	14.7	15	17	8	40	12	26.7	31.41176471
64	VAIBHAV CHAUDHARY	46	18	64	44.8	19	17	7	43	12.9	57.7	67.88235294
65	VANSHIKA KHARE	52	21	73	51.1	15	16	9	40	12	63.1	74.23529412
66	VASI RANA	40	21	61	42.7	19	19	9	47	14.1	56.8	66.82352941
67	VASUDEV SAINI	47	24	71	49.7	18	19	8	45	13.5	63.2	74.35294118



Raufan

SHRI RAM COLLEGE, MUZAFFARNAGAR

Journalism & Mass Communication

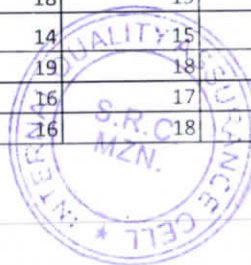
Session: 2018-19

Name of Programme.....BJMC- IIIrd Sem.....

Name of Course/ Subject - Print Media-I(Reporting)

Assessment of Students

S.NO	Student Name	External Marks (A)	Internal Marks (B) Class Test/ Unit Test Sessional Test	Total Direct Assessment (A+B)=C 100	70 % of C =(D) 70	Indirect Assessment			Total of Indirect Assessment (E) 50	30 % of E =(F) 15	Total Assessment (D+F)=G 85	Percentage of Marks out of 85 G*100/85
						Assignment 20	Attendance 20	Behaviour / Attitude 10				
1	AARTI DEVI	39	19	58	40.6	16	17	8	41	12.3	52.9	62.23529412
2	ABDUL QADIR	33	22	55	38.5	16	18	9	43	12.9	51.4	60.47058824
3	ADARSH KUMAR	35	22	57	39.9	18	18	9	45	13.5	53.4	62.82352941
4	AFSHEEN	38	22	60	42	17	19	9	45	13.5	55.5	65.29411765
5	AJAY KUMAR	39	23	62	43.4	17	18	9	44	13.2	56.6	66.58823529
7	ANJALI PRADHAN	42	21	63	44.1	19	19	9	47	14.1	58.2	68.47058824
6	ANJALI	46	22	68	47.6	19	19	9	47	14.1	61.7	72.58823529
8	ANKIT RASTOGI	39	22	61	42.7	19	18	9	46	13.8	56.5	66.47058824
9	ANUJ SINGH	48	23	71	49.7	19	18	9	46	13.8	63.5	74.70588235
10	ARPIT RATHOR	37	23	60	42	18	19	9	46	13.8	55.8	65.64705882
11	ASHU SHARMA	38	23	61	42.7	19	18	9	46	13.8	56.5	66.47058824
13	DEEPAK KUMAR RAY	30	22	52	36.4	18	17	8	43	12.9	49.3	58
12	DEEPAK VERMA	41	22	63	44.1	16	15	8	39	11.7	55.8	65.64705882
14	FARHEEN	28	22	50	35	18	19	9	46	13.8	48.8	57.41176471
15	HIMANSHU PAL	25	21	46	32.2	19	18	9	46	13.8	46	54.11764706
16	JAYADEV	27	19	46	32.2	15	14	7	36	10.8	43	50.58823529
17	JYOTI MALHOTRA	39	20	59	41.3	19	18	8	45	13.5	54.8	64.47058824
18	kajal	28	19	47	32.9	15	16	7	38	11.4	44.3	52.11764706
19	KRISHNA BHARDWAJ	25	20	45	31.5	19	18	9	46	13.8	45.3	53.29411765
20	LOVENEET GAHLLA	39	22	61	42.7	18	19	9	46	13.8	56.5	66.47058824
21	MAHI YASHOCHLAR JHA	35	22	57	39.9	19	18	9	46	13.8	53.7	63.17647059
22	MEGHA GUPTA	41	22	63	44.1	19	18	9	46	13.8	57.9	68.11764706
23	MOHAMMAD FARAZ	31	23	54	37.8	15	17	8	40	12	49.8	58.58823529
25	MOHD FAIZAN MALIK	36	19	55	38.5	18	19	9	46	13.8	52.3	61.52941176
24	MOHD RAZEE	AB	21	21	14.7	14	15	7	36	10.8	25.5	30
26	MOHD SHEHZAD GOUR	36	24	60	42	19	18	9	46	13.8	55.8	65.64705882
27	MOHIT KUMAR	28	22	50	35	16	17	8	41	12.3	47.3	55.64705882
28	MUKUL BHANIWAL	33	21	54	37.8	16	18	8	42	12.6	50.4	59.29411765



29	MUSKAN	48	22	70	49	18	18	9	45	13.5	62.5	73.52941176
30	NEHA PUNDIR	29	20	49	34.3	19	18	9	46	13.8	48.1	56.58823529
31	NOOR ALAM	33	22	55	38.5	19	18	9	46	13.8	52.3	61.52941176
32	PARNIKA TIWARI	33	22	55	38.5	14	14	7	35	10.5	49	57.64705882
33	POOJA RATHI	29	23	52	36.4	18	19	9	46	13.8	50.2	59.05882353
34	PRAHPRAHLADA SINGH	26	20	46	32.2	19	19	9	47	14.1	46.3	54.47058824
35	PRASHANT RATHI	32	22	54	37.8	19	19	9	47	14.1	51.9	61.05882353
36	PRINCY BANSAL	53	24	77	53.9	18	19	9	46	13.8	67.7	79.64705882
37	RANJEET TITORIYA	34	24	58	40.6	15	17	8	40	12	52.6	61.88235294
38	SAKSHAM BRAHMA BHAT	42	20	62	43.4	16	17	8	41	12.3	55.7	65.52941176
39	SANYAM MUNJAL	42	21	63	44.1	17	16	7	40	12	56.1	66
40	SARITA	30	20	50	35	19	19	9	47	14.1	49.1	57.76470588
41	SHIVAM BHARTI	21	19	40	28	19	19	9	47	14.1	42.1	49.52941176
42	SHIVANG KUMAR	48	23	71	49.7	15	16	8	39	11.7	61.4	72.23529412
43	SHUBHI MAHESHWARI	54	22	76	53.2	18	19	8	45	13.5	66.7	78.47058824
44	SUKHPAL	34	21	55	38.5	15	16	8	39	11.7	50.2	59.05882353
45	SWATI	31	20	51	35.7	19	19	9	47	14.1	49.8	58.58823529
46	VAIBHAV CHAUDHARY	23	19	42	29.4	18	17	8	43	12.9	42.3	49.76470588
47	VANSHIKA KHARE	50	21	71	49.7	17	18	8	43	12.9	62.6	73.64705882
48	VASI RANA	43	21	64	44.8	15	14	9	38	11.4	56.2	66.11764706
49	VASUDEV SAINI	32	22	54	37.8	19	19	8	46	13.8	51.6	60.70588235



Payesh

SHRI RAM COLLEGE, MUZAFFARNAGAR

Journalism & Mass Communication

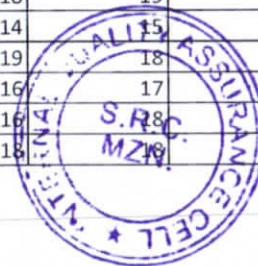
Session: 2019-20

Name of Programme.....BJMC- IIIrd Sem.....

Name of Course/ Subject - Indian Economics System

Assessment of Students

S.NO	Student Name	External Marks (A)	Internal Marks (B) Class Test/ Unit Test Sessional Test	Total Direct Assessment (A+B)=C 100	70 % of C =(D) 70	Indirect Assessment			Total of Indirect Assessment (E) 50	30 % of E = (F) 15	Total Assessment (D+F)=G 85	Percentage of Marks out of 85 G*100/85
						Assignment 20	Attendance 20	Behaviour / Attitude 10				
1	AARTI DEVI	30	20	50	35	16	17	8	41	12.3	47.3	55.64705882
2	ABDUL QADIR	30	21	51	35.7	16	18	9	43	12.9	48.6	57.17647059
3	ADARSH KUMAR	33	20	53	37.1	18	18	9	45	13.5	50.6	59.52941176
4	AFSHEEN	34	21	55	38.5	17	19	9	45	13.5	52	61.17647059
5	AJAY KUMAR	39	21	60	42	17	18	9	44	13.2	55.2	64.94117647
7	ANJALI PRADHAN	39	22	61	42.7	19	19	9	47	14.1	56.8	66.82352941
6	ANJALI	36	21	57	39.9	19	19	9	47	14.1	54	63.52941176
8	ANKIT RASTOGI	30	23	53	37.1	19	18	9	46	13.8	50.9	59.88235294
9	ANUJ SINGH	36	24	60	42	19	18	9	46	13.8	55.8	65.64705882
10	ARPIT RATHOR	30	23	53	37.1	18	19	9	46	13.8	50.9	59.88235294
11	ASHU SHARMA	38	22	60	42	19	18	9	46	13.8	55.8	65.64705882
13	DEEPAK KUMAR RAY	41	20	61	42.7	18	17	8	43	12.9	55.6	65.41176471
12	DEEPAK VERMA	30	21	51	35.7	16	15	8	39	11.7	47.4	55.76470588
14	FARHEEN	34	21	55	38.5	18	19	9	46	13.8	52.3	61.52941176
15	HIMANSHU PAL	25	20	45	31.5	19	18	9	46	13.8	45.3	53.29411765
16	JAYDEV	30	19	49	34.3	15	14	7	36	10.8	45.1	53.05882353
17	JYOTI MALHOTRA	41	19	60	42	19	18	8	45	13.5	55.5	65.29411765
18	kajal	30	20	50	35	15	16	7	38	11.4	46.4	54.58823529
19	KRISHNA BHARDWAJ	30	19	49	34.3	19	18	9	46	13.8	48.1	56.58823529
20	LOVENEET GAHLLA	49	19	68	47.6	18	19	9	46	13.8	61.4	72.23529412
21	MAHI YASHOCHLAR JHA	46	21	67	46.9	19	18	9	46	13.8	60.7	71.41176471
22	MEGHA GUPTA	47	21	68	47.6	19	18	9	46	13.8	61.4	72.23529412
23	MOHAMMAD FARAZ	38	22	60	42	15	17	8	40	12	54	63.52941176
25	MOHD FAIZAN MALIK	33	18	51	35.7	18	19	9	46	13.8	49.5	58.23529412
24	MOHD RAZEE	22	20	42	29.4	14	15	7	36	10.8	40.2	47.29411765
26	MOHD SHEHZAD GOUR	41	23	64	44.8	19	18	9	46	13.8	58.6	68.94117647
27	MOHIT KUMAR	32	20	52	36.4	16	17	8	41	12.3	48.7	57.29411765
28	MUKUL BHANIWAL	32	18	50	35	16	18	8	42	12.6	47.6	56
29	MUSKAN	32	19	51	35.7	18	18	9	45	13.5	49.2	57.88235294



30	NEHA PUNDIR	32	18	50	35	19	18	9	46	13.8	48.8	57.41176471
31	NOOR ALAM	33	18	51	35.7	19	18	9	46	13.8	49.5	58.23529412
32	PARNIKA TIWARI	47	23	70	49	14	14	7	35	10.5	59.5	70
33	POOJA RATHI	35	21	56	39.2	18	19	9	46	13.8	53	62.35294118
34	PRAHPRAHLADA SING	30	19	49	34.3	19	19	9	47	14.1	48.4	56.94117647
35	PRASHANT RATHI	16	21	37	25.9	19	19	9	47	14.1	40	47.05882353
36	PRINCY BANSAL	47	23	70	49	18	19	9	46	13.8	62.8	73.88235294
37	RANJEET TITORIYA	41	23	64	44.8	15	17	8	40	12	56.8	66.82352941
38	SAKSHAM BRAHMA BHAT	31	21	52	36.4	16	17	8	41	12.3	48.7	57.29411765
39	SANYAM MUNJAL	32	22	54	37.8	17	16	7	40	12	49.8	58.58823529
40	SARITA	28	18	46	32.2	19	19	9	47	14.1	46.3	54.47058824
41	SHIVAM BHARTI	17	18	35	24.5	19	19	9	47	14.1	38.6	45.41176471
42	SHIVANG KUMAR	45	23	68	47.6	15	16	8	39	11.7	59.3	69.76470588
43	SHUBHI MAHESHWARI	50	19	69	48.3	18	19	8	45	13.5	61.8	72.70588235
44	SUKHPAL	30	21	51	35.7	15	16	8	39	11.7	47.4	55.76470588
45	SWATI	28	19	47	32.9	19	19	9	47	14.1	47	55.29411765
46	VAIBHAV CHAUDHARY	29	18	47	32.9	18	17	8	43	12.9	45.8	53.88235294
47	VANSHIKA KHARE	41	20	61	42.7	17	18	8	43	12.9	55.6	65.41176471
48	VASI RANA	32	18	50	35	16	18	9	43	12.9	47.9	56.35294118
49	VASUDEV SAINI	33	20	53	37.1	18	17	9	44	13.2	50.3	59.17647059



[Handwritten signature]

SHRI RAM COLLEGE, MUZAFFARNAGAR

Journalism & Mass Communication


Session: 2018-19

Name of Programme.....BJMC- IIIrd Sem.....

Name of Course/ Subject - Electronic Media-I (Radio)

Assessment of Students

S.NO	Student Name	External Marks (A)	Internal Marks (B) Class Test/ Unit Test Sessional Test	Total Direct Assessment (A+B)=C 100	70 % of C =(D) 70	Indirect Assessment			Total of Indirect Assessment (E) 50	30 % of E = (F) 15	Total Assessment (D+F)=G 85	Percentage of Marks out of 85 G*100/85
						Assignment 20	Attendance 20	Behaviour / Attitude 10				
1	AARTI DEVI	46	21	67	46.9	16	17	8	41	12.3	59.2	69.64705882
2	ABDUL QADIR	50	22	72	50.4	15	18	9	43	12.9	63.3	74.47058824
3	ADARSH KUMAR	43	20	63	44.1	18	18	9	45	13.5	57.6	67.76470588
4	ADARSH KUMAR	42	18	60	42	17	18	9	45	13.5	55.5	65.29411765
5	AJAY KUMAR	44	21	65	45.5	17	18	9	44	13.2	58.7	69.05882353
7	ANJALI PRADHAN	42	22	64	44.8	19	19	9	47	14.1	58.9	69.29411765
6	ANJALI	47	20	67	46.9	19	19	9	47	14.1	61	71.76470588
8	ANKIT RASTOGI	45	22	67	46.9	19	18	9	46	13.8	60.7	71.41176471
9	ANUJ SINGH	43	23	66	46.2	19	18	9	46	13.8	60	70.58823529
10	ARPIT RATHOR	34	24	58	40.6	18	19	9	46	13.8	54.4	64
11	ASHU SHARMA	44	22	66	46.2	19	18	9	46	13.8	60	70.58823529
13	DEEPAK KUMAR RAY	55	21	76	53.2	18	17	8	43	12.9	66.1	77.76470588
12	DEEPAK VERMA	35	22	57	39.9	16	15	8	39	11.7	51.6	60.70588235
14	FARHEEN	48	19	67	46.9	18	19	9	46	13.8	60.7	71.41176471
15	HIMANSHU PAL	37	20	57	39.9	19	18	9	46	13.8	53.7	63.17647059
16	JAYADEV	42	18	60	42	15	14	7	36	10.8	52.8	62.11764706
17	JYOTI MALHOTRA	52	19	71	49.7	19	18	8	45	13.5	63.2	74.35294118
18	kajal	37	19	56	39.2	15	16	7	38	11.4	50.6	59.52941176
19	KRISHNA BHARDWAJ	16	19	35	24.5	19	18	9	46	13.8	38.3	45.05882353
20	LOVENEET GAHLLA	56	23	79	55.3	18	19	9	46	13.8	69.1	81.29411765
21	MAHI YASHOCHLAR JHA	54	21	75	52.5	19	18	9	46	13.8	66.3	78
22	MEGHA GUPTA	59	20	79	55.3	19	18	9	46	13.8	69.1	81.29411765
23	MOHAMMAD FARAZ	45	22	67	46.9	15	17	8	40	12	58.9	69.29411765
25	MOHD FAIZAN MALIK	42	19	61	42.7	18	19	9	46	13.8	56.5	66.47058824
24	MOHD RAZEE	31	18	49	34.3	14	15	7	36	10.8	45.1	53.05882353
26	MOHD SHEHZAD GOUR	50	24	74	51.8	19	18	9	46	13.8	65.6	77.17647059
27	MOHIT KUMAR	45	20	65	45.5	16	17	8	41	12.3	57.8	68
28	MUKUL BHANIWAL	33	19	52	36.4	16	18	8	42	12.6	49	57.64705882
29	MUSKAN	44	19	63	44.1	18	18	9	45	13.5	57.6	67.76470588



30	NEHA PUNDIR	49	20	69	48.2	19	18	9	46	13.8	62.1	73.05882353
31	NOOR ALAM	45	20	65	45.5	19	18	9	46	13.8	59.3	69.76470588
32	PARNIKA TIWARI	56	18	74	51.8	14	14	7	35	10.5	62.3	73.29411765
33	POOJA RATHI	52	21	73	51.1	18	19	9	46	13.8	64.9	76.35294118
34	PRAHPRAHLADA SINGH	40	19	59	41.3	19	19	9	47	14.1	55.4	65.17647059
35	PRASHANT RATHI	31	21	52	36.4	19	19	9	47	14.1	50.5	59.41176471
36	PRINCY BANSAL	53	24	77	53.9	18	19	9	46	13.8	67.7	79.64705882
37	RANJEET TITORIYA	51	24	75	52.5	15	17	8	40	12	64.5	75.88235294
38	SAKSHAM BRAHMA BHAT	41	21	62	43.4	16	17	8	41	12.3	55.7	65.52941176
39	SANYAM MUNJAL	43	20	63	44.1	17	16	7	40	12	56.1	66
40	SARITA	AB	18	18	12.6	19	19	9	47	14.1	26.7	31.41176471
41	SHIVAM BHARTI	25	18	43	30.1	19	19	9	47	14.1	44.2	52
42	SHIVANG KUMAR	58	26	84	58.8	15	16	8	39	11.7	70.5	82.94117647
43	SHUBHI MAHESHWARI	60	20	80	56	18	19	8	45	13.5	69.5	81.76470588
44	SUKHPAL	25	20	45	31.8	15	16	8	39	11.7	43.2	50.82352941
45	SWATI	17	19	36	25.2	19	19	9	47	14.1	39.3	46.23529412
46	VAIBHAV CHAUDHARY	39	19	58	40.6	18	17	8	43	12.9	53.5	62.94117647
47	VANSHIKA KHARE	53	19	72	50.4	17	18	8	43	12.9	63.3	74.47058824
48	VASI RANA	49	19	68	47.6	19	18	8	45	13.5	61.1	71.88235294
49	VASUDEV SAINI	48	21	69	48.3	16	19	9	44	13.2	61.5	72.35294118



Indeep

SHRI RAM COLLEGE, MUZAFFARNAGAR
Journalism & Mass Communication

Session: 2019-20

Name of Programme.....BJMC- IIIrd Sem.....

Name of Course/ Subject - Media Law
Assessment of Students

S.NO	Student Name	External Marks (A)	Internal Marks (B) Class Test/ Unit Test Sessional Test	Total Direct Assessment (A+B)=C 100	70 % of C =(D) 70	Indirect Assessment			Total Indirect Assessment (E) 50	30 % of E =(F) 15	Total Assessment (D+F)=G 85	Percentage of Marks out of 85 G*100/85
						Assignment 20	Attendance 20	Behaviour / Attitude 10				
1	AARTI DEVI	32	20	52	36.4	16	17	8	41	12.3	48.7	57.29411765
2	ABDUL QADIR	31	21	52	36.4	16	18	9	43	12.9	49.3	58
3	ADARSH KUMAR	29	21	50	35	18	18	9	45	13.5	48.5	57.05882353
4	AFSHEEN	33	19	52	36.4	17	18	9	44	13.2	53.1	62.47058824
5	AJAY KUMAR	35	22	57	39.9	17	18	9	44	13.2	53.1	62.47058824
7	ANJALI PRADHAN	31	21	52	36.4	19	19	9	47	14.1	50.5	59.41176471
6	ANJALI	30	21	51	35.7	19	19	9	47	14.1	49.8	58.58823529
8	ANKIT RASTOGI	33	23	56	39.2	19	18	9	46	13.8	53	62.35294118
9	ANUJ SINGH	26	24	50	35	19	18	9	46	13.8	48.8	57.41176471
10	ARPIT RATHOR	35	24	59	41.3	18	19	9	46	13.8	55.1	64.82352941
11	ASHU SHARMA	23	23	46	32.2	19	18	9	46	13.8	46	54.11764706
13	DEEPAK KUMAR RAY	38	22	60	42	18	17	8	43	12.9	54.9	64.58823529
12	DEEPAK VERMA	33	22	55	38.5	16	15	8	39	11.7	50.2	59.05882353
14	FARHEEN	34	20	54	37.8	18	19	9	46	13.8	51.6	60.70588235
15	HIMANSHU PAL	29	21	50	35	19	18	9	46	13.8	48.8	57.41176471
16	JAYADEV	43	19	62	43.4	15	14	7	36	10.8	54.2	63.76470588
17	JYOTI MALHOTRA	39	20	59	41.3	19	18	8	45	13.5	54.8	64.47058824
18	kajal	21	20	41	28.7	15	16	7	38	11.4	40.1	47.17647059
19	KRISHNA BHARDWAJ	20	20	40	28	19	18	9	46	13.8	41.8	49.17647059
20	LOVNEET GAHLLA	42	21	63	44.1	18	19	9	46	13.8	57.9	68.11764706
21	MAHI YASHOCHLAR JHA	29	22	51	35.7	19	18	9	46	13.8	49.5	58.23529412
22	MEGHA GUPTA	35	21	56	39.2	19	18	9	46	13.8	53	62.35294118
23	MOHAMMAD FARAZ	38	21	59	41.3	15	17	8	40	12	53.3	62.70588235
25	MOHD FAIZAN MALIK	40	18	58	40.6	18	19	9	46	13.8	54.4	64
24	MOHD RAZEE	32	20	52	36.4	14	15	8	36	10.8	47.2	55.52941176
26	MOHD SHEHZAD GOUR	40	23	63	44.1	19	18	9	46	13.8	57.9	68.11764706
27	MOHIT KUMAR	32	21	53	37.1	16	17	8	41	12.3	49.4	58.11764706
28	MUKUL BHANIWAL	26	20	46	32.2	16	18	8	42	12.6	44.8	52.70588235
29	MUSKAN	40	20	60	42	18	18	9	45	13.5	55.5	65.29411765



30	NEHA PUNDIR	35	21	56	39.2	19	18	9	46	13.8	53	62.35294118
31	NOOR ALAM	24	19	43	30.1	19	18	9	46	13.8	43.9	51.64705882
32	PARNIKA TIWARI	50	20	70	49	14	14	7	35	10.5	59.5	70
33	POOJA RATHI	33	22	55	38.5	18	19	9	46	13.8	52.3	61.52941176
34	PR. AHPRAHLADA SING	26	18	44	30.8	19	19	9	47	14.1	44.9	52.82352941
35	PRASHANT RATHI	22	22	44	30.8	19	19	9	47	14.1	44.9	52.82352941
36	PRINCY BANSAL	44	24	68	47.6	18	19	9	46	13.8	61.4	72.23529412
37	RANJEET TITORIYA	45	24	69	48.3	18	19	8	45	13.5	61.8	72.70588235
38	SAKSHAM BRAHMA BHAT	34	22	56	39.2	19	19	8	46	13.8	53	62.35294118
39	SANYAM MUNJAL	AB	22	22	15.4	15	19	7	41	12.3	27.7	32.58823529
40	SARITA	21	20	41	28.7	19	17	9	45	13.5	42.2	49.64705882
41	SHIVAM BHARTI	11	19	30	21	17	17	9	41	12.3	33.3	39.17647059
42	SHIVANG KUMAR	42	24	66	46.2	19	16	8	43	12.9	59.1	69.52941176
43	SHUBHI MAHESHWARI	43	22	65	45.5	18	19	8	45	13.5	59	69.41176471
44	SUHPAL	32	20	52	36.4	19	19	8	46	13.8	50.2	59.05882353
45	SWATI	34	20	54	37.8	19	19	9	47	14.1	51.9	61.05882353
46	VAIBHAV CHAUDHARY	22	20	42	29.4	15	19	8	42	12.6	42	49.41176471
47	VANSHIKA KHARE	46	22	68	47.6	14	15	8	37	11.1	58.7	69.05882353
48	VASI RANA	35	20	55	38.5	18	19	9	46	13.8	52.3	61.52941176
49	VASUDEV SAINI	33	22	55	38.5	19	18	9	46	13.8	52.3	61.52941176



Tammy

SHRI RAM COLLEGE, MUZAFFARNAGAR

Journalism & Mass Communication

Session: 2018-19

Name of Programme.....BJMC- IVth Sem.....

Name of Course/ Subject - Print Media-II(Editorial)

Assessment of Students

S.NO	Student Name	External Marks (A)	Internal Marks (B) Class Test/ Unit Test Sessional Test	Total Direct Assessment (A+B)=C 100	70 % of C =(D) 70	Indirect Assessment			Total of Indirect Assessment (E) 50	30 % of E = (F) 15	Total Assessment (D+F)=G 85	Percentage of Marks out of 85 G*100/85
						Assignment 20	Attendance 20	Behaviour / Attitude 10				
1	AARTI DEVI	28	20	48	33.6	16	17	8	41	12.3	45.9	54
2	ABDUL QADIR	23	22	45	31.5	16	18	9	43	12.9	44.4	52.23529412
3	ADARSH KUMAR	30	22	52	36.4	18	18	9	45	13.5	49.9	58.70588235
4	AFSHEEN	29	23	52	36.4	17	19	9	45	13.5	49.9	58.70588235
5	AJAY KUMAR	29	23	52	36.4	17	18	9	44	13.2	49.6	58.35294118
7	ANJALI PRADHAN	29	23	52	36.4	19	19	9	47	14.1	50.5	59.41176471
6	ANJALI	30	23	53	37.1	19	19	9	47	14.1	51.2	60.23529412
8	ANKIT RASTOGI	34	23	57	39.9	19	18	9	46	13.8	53.7	63.17647059
9	ANUJ SINGH	28	24	52	36.4	19	18	9	46	13.8	50.2	59.05882353
10	ARPIT RATHOR	26	24	50	35	18	19	9	46	13.8	48.8	57.41176471
11	ASHU SHARMA	31	22	53	37.1	19	18	9	46	13.8	50.9	59.88235294
13	DEEPAK KUMAR RAY	23	22	45	31.5	18	17	8	43	12.9	44.4	52.23529412
12	DEEPAK VERMA	23	21	44	30.8	16	15	8	39	11.7	42.5	50
14	FARHEEN	24	23	47	32.9	18	19	9	46	13.8	46.7	54.94117647
15	HIMANSHU PAL	24	22	46	32.2	19	18	9	46	13.8	46	54.11764706
16	JAYADEV	27	20	47	32.9	15	14	7	36	10.8	43.7	51.41176471
17	JYOTI MALHOTRA	39	22	61	42.7	19	18	8	45	13.5	56.2	66.11764706
18	KAJAL	17	23	40	28	15	16	7	38	11.4	39.4	46.35294118
19	KRISHANA BHARDWAJ	29	23	52	36.4	19	18	9	46	13.8	50.2	59.05882353
20	LOVENEET GAHLLA	32	23	55	38.5	18	19	9	46	13.8	52.3	61.52941176
21	MAHI YASHOCHLAR JHA	34	23	57	39.9	19	18	9	46	13.8	53.7	63.17647059
22	MEGHA GUPTA	38	22	60	42	19	18	9	46	13.8	55.8	65.64705882
23	MOHAMMAD FARAZ	26	22	48	33.6	15	17	8	40	12	45.6	53.64705882
25	MOHD FAIZAN MALIK	25	17	42	29.4	18	19	9	46	13.8	43.2	50.82352941
24	MOHD RAZEE	12	19	31	21.7	14	15	7	36	10.8	32.5	38.23529412
26	MOHD SHEHZAD GOUR	31	25	56	39.2	19	18	8	46	13.8	53	62.35294118
27	MOHIT KUMAR	21	23	44	30.8	16	17	8	41	12.3	43.1	50.70588235
28	MUKUL BHANIWAL	17	22	39	27.3	16	18	8	42	12.6	39.9	46.94117647



29	MUSKAN	33	23	56	39.2	18	18	9	45	13.5	52.7	62
30	NOOR ALAM	19	22	41	28.7	19	18	9	46	13.8	42.5	50
31	PARNIKA TIWARI	48	23	71	49.7	19	18	9	46	13.8	63.5	74.70588235
32	POOJA RATHI	28	22	50	35	14	14	7	35	10.5	45.5	53.52941176
33	PRAHLADA SINGH	26	20	46	32.2	18	19	9	46	13.8	46	54.11764706
34	PRASHANT RATHI	AB	23	23	16.1	19	19	9	47	14.1	30.2	35.52941176
35	PRINCY BANSAL	55	25	80	56	19	19	9	47	14.1	70.1	82.47058824
36	RANJEET TITORIYA	46	24	70	49	18	19	9	46	13.8	62.8	73.88235294
37	SAKSHAM BRAHMA BHAT	26	23	49	34.3	15	17	8	40	12	46.3	54.47058824
38	SANYAM MUNJAL	30	22	52	36.4	16	17	8	41	12.3	48.7	57.29411765
39	SARITA	18	20	38	26.6	17	16	7	40	12	38.6	45.41176471
40	SHIVANG KUMAR	44	25	69	48.3	19	19	9	47	14.1	62.4	73.41176471
41	SHUBHI MAHESHWARI	53	23	76	53.2	19	19	9	47	14.1	67.3	79.17647059
42	SUKHPAL	32	20	52	36.4	15	16	8	39	11.7	48.1	56.58823529
43	SWATI	25	20	45	31.5	18	19	8	45	13.5	45	52.94117647
44	VAIBHAV CHAUDHARY	33	20	53	37.1	15	16	8	39	11.7	48.8	57.41176471
45	VANSHIKA KHARE	14	20	34	23.8	19	19	9	47	14.1	37.9	44.58823529
46	VASI RANA	35	22	57	39.9	18	17	8	43	12.9	52.8	62.11764706
47	VASUDEV SAINI	33	20	53	37.1	17	18	8	43	12.9	50	58.82352941



Payesh

SHRI RAM COLLEGE, MUZAFFARNAGAR

Journalism & Mass Communication

Session: 2018-19

Name of Course/ Subject - Social Media

Name of Programme.....BJMC- IVth Sem.....

Assessment of Students

S.NO	Student Name	External Marks (A)	Internal Marks (B) Class Test/ Unit Test Sessional Test	Total Direct Assessment (A+B)=C 100	70 % of C =(D) 70	Indirect Assessment			Total of Indirect Assessment (E) 50	30 % of E = (F) 15	Total Assessment (D+F)=G 85	Percentage of Marks out of 85 G*100/85
						Assignment 20	Attendance 20	Behaviour / Attitude 10				
1	VARSHI DEVI	11	19	30	21	16	17	8	41	12.3	53.3	30.17647059
2	ABDUL QADIR	20	23	43	30.3	15	14	9	43	12.9	57.2	55.52941176
3	ABHIRAM KUMAR	31	23	54	37.8	16	14	9	45	13.5	60.3	60.35294118
4	ADITHYAN	22	27	51	37.5	17	19	9	45	13.5	51.7	60.82352941
5	AJAY KUMAR	33	22	55	38.5	17	18	9	44	13.2	58.6	70.11764706
7	ANIL PRADHAN	33	27	60	42	17	14	9	47	14.1	61.7	72.64705882
6	ANJALI	30	22	52	36.4	15	19	9	47	14.1	60.5	59.41176471
8	ANKIT RASTOGI	39	22	61	42.7	19	18	9	46	13.8	56.5	66.47058824
9	ANUJ SINGH	30	25	55	38.5	19	18	9	46	13.8	52.3	61.52941176
10	ARPIT RATHOR	19	23	42	29.4	18	19	9	46	13.8	43.2	50.82352941
11	ASHU SHARMA	37	21	58	40.6	19	18	9	46	13.8	54.4	64
13	DEEPAK KUMAR RAY	32	23	55	38.5	18	17	8	43	12.9	51.4	60.47058824
12	DEEPAK VERMA	22	34	56	39.2	16	15	8	39	11.7	50.9	59.88235294
14	FARHEEN	30	22	52	36.4	18	19	9	46	13.8	50.2	59.05882353
15	HIMANSHU PAL	30	21	51	35.7	19	18	9	46	13.8	49.5	58.23529412
16	JAYADEV	40	19	59	41.3	15	14	7	36	10.8	52.1	61.29411765
17	JYOTI MALHOTRA	56	23	79	55.3	19	18	8	45	13.5	68.8	80.94117647
18	kajal	28	21	49	34.3	15	16	7	38	11.4	45.7	53.76470588
19	KRISHNA BHARDWAJ	32	22	54	37.8	19	18	9	46	13.8	51.6	60.70588235
20	LOVENEET GAHLA	51	23	74	51.8	18	19	9	46	13.8	65.6	77.17647059
21	MAHI YASHOCHLAR JHA	58	22	80	56	19	18	9	46	13.8	69.8	82.11764706
22	MEGHA GUPTA	53	22	75	52.5	19	18	9	46	13.8	66.3	78
23	MOHAMMAD FARAZ	45	23	68	47.6	15	17	8	40	12	59.6	70.11764706
25	MOHD FAIZAN MALIK	44	18	62	43.4	18	19	9	46	13.8	57.2	67.29411765
24	MOHD RAZEE	26	19	45	31.5	14	15	7	36	10.8	42.3	49.76470588
26	MOHD SHEHZAD GOUR	50	24	74	51.8	19	18	9	46	13.8	65.6	77.17647059
27	MOHIT KUMAR	33	24	57	39.9	16	17	8	41	12.3	52.2	61.41176471
28	MUKUL BHANIWAL	33	21	54	37.8	16	18	8	42	12.6	50.4	59.29411765
29	MUSKAN	44	22	66	46.2	18	18	9	45	13.5	59.7	70.23529412

30	NEHA PUNDIR	37	23	60	42	19	18	9	46	13.8	55.8	65.64705882
31	NOOR ALAM	56	22	78	54.6	19	18	9	46	13.8	68.4	80.47058824
32	PARNIKA TIWARI	41	23	64	44.8	14	14	7	35	10.5	55.3	65.05882353
33	POOJA RATHI	29	19	48	33.6	18	19	9	46	13.8	47.4	55.76470588
34	PRAHPRAHLADA SINGH	19	23	42	29.4	19	19	9	47	14.1	43.5	51.17647059
35	PRASHANT RATHI	50	24	74	51.8	19	19	9	47	14.1	65.9	77.52941176
36	PRINCY BANSAL	38	25	63	44.1	18	19	9	46	13.8	57.9	68.11764706
37	RANJEE TITORIYA	22	23	45	31.5	15	17	8	40	12	43.5	51.17647059
38	SAKSHAM BRAHMA BHAT	34	22	56	39.2	16	17	8	41	12.3	51.5	60.58823529
39	SANYAM MUNJAL	23	21	44	30.8	17	16	7	40	12	42.8	50.35294118
40	SHIVAM KUMAR	45	21	66	46.2	15	16	8	39	11.7	57.9	68.11764706
41	SHUBRI KUMAR	33	21	54	37.8	18	19	9	47	14.1	59.2	68.11764706
42	SHIVAM KUMAR	45	21	66	46.2	15	16	8	39	11.7	57.9	68.11764706
43	SHUBRI KUMAR	33	21	54	37.8	18	19	9	47	14.1	59.2	68.11764706
44	SUKHPAL	36	19	55	38.5	15	16	8	39	11.7	50.2	59.05882353
45	SWATI	14	21	35	24.5	19	19	9	47	14.1	38.6	45.41176471
46	VANSHIKA CHAUDHARY	43	23	66	46.2	18	17	8	43	12.9	59.1	69.52941176
47	VANSHIKA KHARE	43	21	64	44.8	17	18	8	43	12.9	57.7	67.88235294



Vandana

SHRI RAM COLLEGE, MUZAFFARNAGAR

Journalism & Mass Communication

Session: 2018-19

Name of Programme.....BJM E- IVth Sem.....

Name of Course/ Subject - Public Relation and Corporate Communication

Assessment of Students

S.NO	Student Name	External Marks (A)	Internal Marks (B) Class Test/ Unit Test Sessional Test	Total Direct Assessment (A+B)=C 100	70 % of C =(D) 70	Indirect Assessment			Total of Indirect Assessment (E) 50	30 % of E =(F) 15	Total Assessment (D+F)=G 85	Percentage of Marks out of 85 G*100/85
						Assignment 20	Attendance 20	Behaviour / Attitude 10				
1	AARTI DEVI	33	19	52	36.4	16	17	8	41	12.3	48.7	57.29411765
2	ABDUL QADIR	36	21	57	39.9	16	18	9	43	12.9	52.8	62.11764706
3	ADARSH KUMAR	32	22	54	37.8	18	18	9	45	13.5	51.3	60.35294118
4	ADARSH	30	23	53	37.1	17	18	9	44	13.2	50.5	59.29411765
5	AJAY KUMAR	37	22	59	41.3	17	18	9	44	13.2	54.5	64.11764706
7	ANALI PRADHAN	27	23	50	35	19	19	9	47	14.1	49.1	57.76470588
6	ANJALI	41	23	64	44.8	19	19	9	47	14.1	58.9	69.29411765
8	ANKIT RASTOGI	33	22	55	38.5	19	18	9	46	13.8	52.3	61.52941176
9	ANUJ SINGH	45	23	68	47.6	19	18	9	46	13.8	61.4	72.23529412
10	ARPIT RATHOR	30	24	54	37.8	18	19	9	46	13.8	51.6	60.70588235
11	ASHU SHARMA	40	22	62	43.4	19	18	9	46	13.8	57.2	67.29411765
13	DEEPAK KUMAR RAY	49	22	71	49.7	18	17	8	43	12.9	62.6	73.64705882
12	DEEPAK VERMA	23	27	50	35	16	15	8	39	11.7	46.7	54.94117647
14	FARHEEN	35	23	58	40.6	18	19	9	46	13.8	54.4	64
15	HIMANSHU PAL	23	23	46	32.2	19	18	9	46	13.8	46	54.11764706
16	JAYADEV	50	19	69	48.3	15	14	7	36	10.8	59.1	69.52941176
17	JYOTI MALHOTRA	43	22	65	45.5	19	18	8	45	13.5	59	69.41176471
18	kajal	33	21	54	37.8	15	16	7	38	11.4	49.2	57.88235294
19	KRISHNA BHARDWAJ	30	23	53	37.1	19	18	9	46	13.8	50.9	59.88235294
20	LOVENEET GAHLLA	41	22	63	44.1	18	19	9	46	13.8	57.9	68.11764706
21	MAHI YASHOCHLAR JHA	50	23	73	51.1	19	18	9	46	13.8	64.9	76.35294118
22	MEGHA GUPTA	47	23	70	49	19	18	9	46	13.8	62.8	73.88235294
23	MOHAMMAD FARAZ	22	25	47	32.9	15	17	8	40	12	44.9	52.82352941
25	MOHD FAIZAN MALIK	38	19	57	39.9	18	19	9	46	13.8	53.7	63.17647059
24	MOHD RAZEE	25	18	43	30.1	14	15	7	36	10.8	40.9	48.11764706
26	MOHD SHEHZAD GOUR	37	25	62	43.4	19	18	9	46	13.8	57.2	67.29411765
27	MOHIT KUMAR	37	23	60	42	16	17	8	41	12.3	54.3	63.88235294
28	MUKUL BHANIWAL	32	22	54	37.8	16	18	8	42	12.6	50.4	59.29411765
29	MUSKAN	49	22	71	49.7	18	18	9	45	13.5	63.2	74.35294118

30	NEHA PUNDIR	31	22	53	37.1	19	18	9	46	13.8	50.9	59.88235294
31	NOOR ALAM	59	22	81	56.7	19	18	9	46	13.8	70.5	82.94117647
32	PARNIKA TIWARI	43	22	65	45.5	14	14	7	35	10.5	56	65.88235294
33	POOJA RATHI	26	19	45	31.5	18	19	9	46	13.8	45.3	53.29411765
34	PRAHPRAHLADA SINGH	19	22	41	28.7	19	19	9	47	14.1	42.8	50.35294118
35	PRASHANT RATHI	46	25	71	49.7	19	19	9	47	14.1	63.8	75.05882353
36	PRINCY BANSAL	35	24	59	41.3	18	19	9	46	13.8	55.1	64.82352941
37	RANJEET TITORIYA	24	22	46	32.2	15	17	8	40	12	44.2	52
38	SAKSHAM BRAHMA BHAT	23	23	46	32.2	16	17	8	41	12.3	44.5	52.35294118
39	SANYAM MUNJAL	23	22	45	31.5	17	16	7	40	12	43.5	51.17647059
40	SARITA	42	24	67	45.8	19	19	9	47	14.1	61	71.76470588
41	SHIVAM BHAKTI	55	22	77	53.6	19	19	9	47	14.1	63	80
42	SHIVANG KUMAR	40	21	61	42.7	15	16	8	39	11.7	54.4	64
43	SHUBHI MAHESHWARI	35	21	50	39.2	13	13	8	45	13.5	52.7	62
44	SUKHPAL	33	18	51	35.7	15	16	8	39	11.7	47.4	55.76470588
45	SWATI	40	20	60	42	19	19	9	47	14.1	56.1	66
46	VAIBHAV CHAUDHART	44	23	67	45.8	18	17	8	43	12.9	53.8	66.35294118
47	VANSHIKA KHARE	43	21	61	44.8	17	18	8	43	12.9	57.7	67.88235294



Rautan

SHRI RAM COLLEGE, MUZAFFARNAGAR

Journalism & Mass Communication

Session: 2018-19

Name of Programme.....BJMC- IVth Sem.....

Name of Course/ Subject - Electronic Media -II (Television)

Assessment of Students

S.NO	Student Name	External Marks (A)	Internal Marks (B) Class Test/ Unit Test Sessional Test	Total Direct Assessment (A+B)=C 100	70 % of C =(D) 70	Indirect Assessment			Total of Indirect Assessment (E) 50	30 % of E = (F) 15	Total Assessment (D+F)=G 85	Percentage of Marks out of 85 G*100/85
						Assignment 20	Attendance 20	Behaviour / Attitude 10				
1	AARTI DEVI	44	20	64	44.8	16	17	8	41	12.3	57.1	67.17647059
2	ABDUL QADIR	30	22	52	36.4	16	18	9	43	12.9	49.3	58
3	ADARSH KUMAR	29	22	51	35.7	18	18	9	45	13.5	49.2	57.88235294
4	ADARSH	29	22	51	35.7	18	18	9	45	13.5	49.2	57.88235294
5	AJAY KUMAR	0	23	23	16.1	17	18	9	44	13.2	29.3	34.47058824
7	ANJALI PRADHAN	48	22	70	49	19	19	9	47	14.1	63.1	74.23529412
6	ANJALI	42	22	64	44.8	16	19	9	47	14.1	58.9	69.29411765
8	ANKIT RASTOGI	0	23	23	16.1	19	18	9	46	13.8	29.9	35.17647059
9	ANUJ SINGH	48	24	72	50.4	19	18	9	46	13.8	64.2	75.52941176
10	ARPIT RATHOR	0	23	23	16.1	18	19	9	46	13.8	29.9	35.17647059
11	ASHU SHARMA	41	22	63	44.1	19	18	9	46	13.8	57.9	68.11764706
13	DEEPAK KUMAR RAY	42	22	64	44.8	18	17	8	43	12.9	57.7	67.88235294
12	DEEPAK VERMA	22	32	54	37.8	16	15	8	39	11.7	49.5	58.23529412
14	FARHEEN	40	22	62	43.4	18	19	9	46	13.8	57.2	67.29411765
15	HIMANSHU PAL	20	22	42	29.4	19	18	9	46	13.8	43.2	50.82352941
16	JAYADEV	44	20	64	44.8	15	14	7	36	10.8	55.6	65.41176471
17	JYOTI MALHOTRA	45	21	66	46.2	19	18	8	45	13.5	59.7	70.23529412
18	kajal	22	21	43	30.1	15	16	7	38	11.4	41.5	48.82352941
19	KRISHNA BHARDWAJ	32	22	54	37.8	19	18	9	46	13.8	51.6	60.70588235
20	LOVENEET GAHLLA	49	22	71	49.7	18	19	9	46	13.8	63.5	74.70588235
21	MAHI YASHOCHLAR JHA	51	22	73	51.1	19	18	9	46	13.8	64.9	76.35294118
22	MEGHA GUPTA	44	23	67	46.9	19	18	9	46	13.8	60.7	71.41176471
23	MOHAMMAD FARAZ	22	22	44	30.8	15	17	8	40	12	42.8	50.35294118
25	MOHD FAIZAN MALIK	38	19	57	39.9	18	19	9	46	13.8	53.7	63.17647059
24	MOHD RAZEE	25	17	42	29.4	14	15	7	36	10.8	40.2	47.29411765
26	MOHD SHEHZAD GOUR	43	24	67	46.9	19	19	9	46	13.8	60.7	71.41176471
27	MOHIT KUMAR	40	23	63	44.1	16	18	8	41	12.3	56.4	66.35294118
28	MUKUL BHANIWAL	36	20	56	39.2	16	18	8	42	12.6	51.8	60.94117647
29	MUSKAN	44	23	67	46.9	18	18	9	45	13.5	60.4	71.05882353



30	NEHA PUNDIR	42	21	63	44.1	19	18	9	46	13.8	57.9	68.11764706
31	NOOR ALAM	48	23	71	49.7	19	18	9	46	13.8	63.5	74.70588235
32	PARNIKA TIWARI	22	23	45	31.5	14	14	7	35	10.5	47	49.41176471
33	POOJA RATHI	25	20	45	31.5	18	19	9	46	13.8	45.3	53.29411765
34	PRAHPRAHLADA SINGH	19	22	41	28.7	19	19	9	47	14.1	42.8	50.35294118
35	PRASHANT RATHI	50	24	74	51.8	19	19	9	47	14.1	65.9	77.52941176
36	PRINCY BANSAL	44	25	69	48.3	18	19	9	46	13.8	62.1	73.05882353
37	RANJEET TITORIYA	42	22	64	44.8	18	19	8	45	13.5	58.3	68.58823529
38	SAKSHAM BRAHMA BHAT	37	23	60	42	19	19	8	46	13.8	55.8	65.64705882
39	SANYAM MUNIAL	27	20	47	32.9	15	19	7	41	12.3	45.2	53.17647059
40	SHARITA	38	24	62	43.4	19	17	9	45	13.5	56.9	66.94117647
41	SHIVAM BHARTI	50	23	73	51.1	15	17	9	41	12.3	63.4	74.58823529
42	SHIVANG KUMAR	28	22	50	35	19	16	8	43	12.9	47.9	56.35294118
43	SHUBHI MAHESHWARI	7	20	27	18.9	18	19	8	43	13.5	32.4	38.11764706
44	SUKHPAL	46	19	64	44.8	19	19	8	46	13.8	58.5	68.94117647
45	SWATI	21	19	40	28	19	19	9	47	14.1	42.1	49.52941176
46	VANSHIKA CHAUDHARI	31	22	53	37.1	18	19	8	43	12.9	49.7	58.47058824
47	VANSHIKA KHARE	27	19	46	32.2	14	15	8	37	11.1	43.3	50.94117647



Handwritten signature in blue ink.

SHRI RAM COLLEGE, MUZAFFARNAGAR

Journalism & Mass Communication

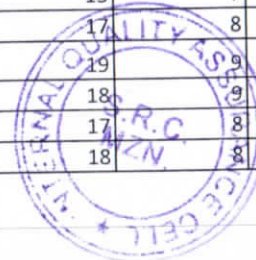
Session: 2019-20

Name of Programme.....BJMC- Vth Sem.....

Name of Course/ Subject - Advertising

Assessment of Students

S.NO	Student Name	External Marks (A)	Internal Marks (B) Class Test/ Unit Test Sessional Test	Total Direct Assessment (A+B)=C 100	70 % of C =(D) 70	Indirect Assessment			Total of Indirect Assessment (E) 50	30 % of E = (F) 15	Total Assessment (D+F)=G 85	Percentage of Marks out of 85 G*100/85
						Assignment 20	Attendance 20	Behaviour / Attitude 10				
1	AARTI DEVI	35	20	55	38.5	16	17	8	41	12.3	50.8	59.76470588
2	ABDUL QADIR	41	22	63	44.1	16	18	9	43	12.9	57	67.05882353
3	ADARSH KUMAR	49	21	70	49	18	18	9	45	13.5	62.5	73.52941176
4	ADARSH KUMAR	49	21	70	49	18	18	9	45	13.5	62.5	73.52941176
3	ADARSH KUMAR	49	21	70	49	18	18	9	45	13.5	62.5	73.52941176
4	AFSHEEN	30	20	50	35	17	19	9	45	13.5	48.5	57.05882353
5	AJAY KUMAR NISHCHAL	54	20	74	51.8	17	18	9	44	13.2	65	76.47058824
7	ANJALI PRADHAN	35	22	57	39.9	19	19	9	47	14.1	54	63.52941176
6	ANJALI	39	21	60	42	19	19	9	47	14.1	56.1	66
8	ANKIT RASTOGI	56	22	78	54.6	19	18	9	46	13.8	68.4	80.47058824
9	ANUJ SINGH	54	24	78	54.6	19	18	9	46	13.8	68.4	80.47058824
10	ARPIT RATHOR	35	21	56	39.2	18	19	9	46	13.8	53	62.35294118
11	ASHU SHARMA	46	21	67	46.9	19	18	9	46	13.8	60.7	71.41176471
13	DEEPAK KUMAR RAY	48	22	70	49	18	17	8	43	12.9	61.9	72.82352941
12	DEEPAK VERMA	35	22	57	39.9	16	15	8	39	11.7	51.6	60.70588235
14	FARHEEN	44	21	65	45.5	18	19	9	46	13.8	59.3	69.76470588
15	HIMANSHU PAL	36	20	56	39.2	19	18	9	46	13.8	53	62.35294118
16	JAYADEV	50	18	68	47.6	15	14	7	36	10.8	58.4	68.70588235
17	JYOTI MALHOTRA	55	23	78	54.6	19	18	8	45	13.5	68.1	80.11764706
18	KAJAL	29	19	48	33.6	15	16	7	38	11.4	45	52.94117647
19	LOVENEET GAHLLA	61	22	83	58.1	19	18	9	46	13.8	71.9	84.58823529
20	MAHI YASHOCHLAR JHA	68	21	89	62.3	18	19	9	46	13.8	76.1	89.52941176
21	MEGHA GUPTA	55	23	78	54.6	19	18	9	46	13.8	68.4	80.47058824
22	MOHAMMAD FARAZ	51	21	72	50.4	19	18	9	46	13.8	64.2	75.52941176
24	MOHD FAIZAN MALIK	54	18	72	50.4	14	15	7	36	10.8	61.2	72
23	MOHD RAZEE	33	19	52	36.4	15	17	8	40	12	48.4	56.94117647
25	MOHD SHEHZAD GOUR	47	24	71	49.7	18	19	9	46	13.8	63.5	74.70588235
26	MOHIT KUMAR	38	21	59	41.3	19	18	9	46	13.8	55.1	64.82352941
27	MUKUL BHANIWAL	34	19	53	37.1	16	17	8	41	12.3	49.4	58.11764706
28	MUSKAN	40	20	60	42	16	18	8	42	12.6	54.6	64.23529412



29	NOOR ALAM	41	22	63	44.1	18	18	9	45	13.5	57.6	67.76470588
30	PARNIKA TIWARI	46	23	69	48.3	19	18	9	46	13.8	62.1	73.05882353
31	POOJA RATHI	49	21	70	49	19	18	9	46	13.8	62.8	73.88235294
32	PRAHPRAHLADA SING	36	18	54	37.8	14	14	7	35	10.5	48.3	56.82352941
33	PRASHANT RATHI	25	20	45	31.5	18	19	9	46	13.8	45.3	53.29411765
34	PRINCY BANSAL	60	24	84	58.8	19	19	9	47	14.1	72.9	85.76470588
35	RANJEET TITORIYA	53	24	77	53.9	19	19	9	47	14.1	68	80
36	SAKSHAM BRAHMA BHAT	50	23	73	51.1	18	19	9	46	13.8	64.9	76.35294118
37	SANYAM MUNJAL	46	22	68	47.6	15	17	8	40	12	59.6	70.11764706
38	SARITA	37	18	55	38.5	16	17	8	41	12.3	50.8	59.76470588
39	SHIVAM BHARTI	38	17	55	38.5	17	16	7	40	12	50.5	59.41176471
40	SHIVANG KUMAR	50	24	74	51.8	19	19	9	47	14.1	65.9	77.52941176
41	SHUBHI MAHESHWARI	67	23	90	63	19	19	9	47	14.1	77.1	90.70588235
42	SUKHPAL	38	20	58	40.6	15	16	8	39	11.7	52.3	61.52941176
43	SWATI	18	20	38	26.6	18	19	8	45	13.5	40.1	47.17647059
44	VAIBHAV CHAUDHARY	35	18	53	37.1	15	16	8	39	11.7	48.8	57.41176471
45	VANSHIKA KHARE	57	22	79	55.3	19	19	9	47	14.1	69.4	81.64705882
46	VASI RANA	52	20	72	50.4	18	17	8	43	12.9	63.3	74.47058824
47	VASUDEV SAINI	33	20	53	37.1	17	18	8	43	12.9	50	58.82352941



Handwritten signature in blue ink.

SHRI RAM COLLEGE, MUZAFFARNAGAR

Journalism & Mass Communication

Session: 2019-20

Name of Programme.....BJMC- V Sem.....

Name of Course/ Subject - Development Communication

Assessment of Students

S.NO	Student Name	External Marks (A)	Internal Marks (B) Class Test/ Unit Test Sessional Test	Total Direct Assessment (A+B)=C 100	70 % of C =(D) 70	Indirect Assessment			Total of Indirect Assessment (E) 50	40 % of E = (F) 15	Total Assessment (D+F)=G 85	Percentage of Marks out of 85 G*100/85
						Assignment 20	Attendance 20	Behaviour / Attitude 10				
1	AARTI DEVI	26	21	47	32.9	16	17	8	41	12.3	45.2	53.17647059
2	ABDUL QADIR	30	23	53	37.1	16	18	9	43	12.9	50	58.82352941
3	ADARSH KUMAR	42	22	64	44.8	18	18	9	45	13.5	58.3	68.58823529
4	AFSHEEN	30	21	51	35.7	17	19	9	45	13.5	49.2	57.88235294
5	AJAY KUMAR	43	22	65	45.5	17	18	9	44	13.2	58.7	69.05882353
6	ANJALI	30	22	52	36.4	19	19	9	47	14.1	50.5	59.41176471
7	ANJALI PRADHAN	51	23	74	51.8	19	19	9	47	14.1	65.9	77.52941176
8	ANKIT RASTOGI	31	22	53	37.1	19	18	9	46	13.8	50.9	59.88235294
9	ANUJ SINGH	43	24	67	46.9	19	18	9	46	13.8	60.7	71.41176471
10	ARPIT RATHOR	35	22	57	39.9	18	19	9	46	13.8	53.7	63.17647059
11	ASHU SHARMA	52	22	74	51.8	19	18	9	46	13.8	65.6	77.17647059
12	DEEPAK VERMA	26	21	47	32.9	16	15	8	39	11.7	44.6	52.47058824
13	DEEPAK KUMAR RAY	48	21	69	48.3	18	17	8	43	12.9	61.2	72
14	FARHEEN	31	22	53	37.1	18	19	9	46	13.8	50.9	59.88235294
15	HIMANSHU PAL	22	21	43	30.1	19	18	9	46	13.8	43.9	51.64705882
16	JAYADEV	36	19	55	38.5	15	14	7	36	10.8	49.3	58
17	JYOTI MALHOTRA	63	23	86	60.2	19	18	8	45	13.5	73.7	86.70588235
18	KAJAL	31	20	51	35.7	15	16	7	38	11.4	47.1	55.41176471
19	LOVENEET GAHLLA	58	21	79	55.3	19	18	9	46	13.8	69.1	81.29411765
20	MAHI YASHOCHLAR JHA	57	22	79	55.3				46	13.8	69.1	81.29411765
21	MEGHA GUPTA	56	22	78	54.6	18	19	9	46	13.8	68.4	80.47058824
22	MOHAMMAD FARAZ	31	23	54	37.8	19	18	9	46	13.8	51.6	60.70588235
24	MOHD FAIZAN MALIK	38	18	56	39.2	14	15	7	36	10.8	50	58.82352941
23	MOHD RAZEE	22	18	40	28	15	17	7	40	12	40	47.05882353
25	MOHD SHEHZAD GOUR	44	24	68	47.6				46	13.8	61.4	72.23529412
26	MOHIT KUMAR	27	22	49	34.3	18	19	7	46	13.8	48.1	56.58823529
27	MUKUL BHANIWAL	36	20	56	39.2	16	17	8	41	12.3	51.5	60.58823529



28	MUSKAN	48	21	69	48.3	16	18	8	42	12.6	60.9	71.64705882
29	NOOR ALAM	36	23	59	41.3	18	18	9	45	13.5	54.8	64.47058824
30	PARNIKA TIWARI	61	22	83	58.1	19	18	9	46	13.8	71.9	84.58823529
31	POOJA RATHI	41	22	63	44.1	19	18	9	46	13.8	57.9	68.11764706
32	PRAHLADA SINGH	30	19	49	34.3	14	14	7	35	10.5	44.8	52.70588235
33	PRASHANT RATHI	25	21	46	32.2	18	19	9	46	13.8	46	54.11764706
34	PRINCY BANSAL	45	24	69	48.3	19	19	9	47	14.1	62.4	73.41176471
35	RANJEET TITORIYA	36	23	59	41.3	19	19	9	47	14.1	55.4	65.17647059
36	SAKSHAM BRAHMA BHATT	33	22	55	38.5	18	19	9	46	13.8	52.3	61.52941176
37	SANYAM MUNJAL	33	23	56	39.2	15	17	8	40	12	51.2	60.23529412
38	SARITA	43	17	60	42	16	17	8	41	12.3	54.3	63.88235294
39	SHIVAM BHARTI	27	18	45	31.5	17	16	7	40	12	43.5	51.17647059
40	SHIVANG KUMAR	35	24	59	41.3	19	19	9	47	14.1	55.4	65.17647059
41	SHUBHI MAHESHWARI	57	22	79	55.3	19	19	9	47	14.1	69.4	81.64705882
42	SUKHPAL	30	21	51	35.7	15	16	8	39	11.7	47.4	55.76470588
43	SWATI	48	19	67	46.9	18	19	8	45	13.5	60.4	71.05882353
44	VAIBHAV CHAUDHARY	25	20	45	31.5	15	16	8	39	11.7	43.2	50.82352941
45	VANSHIKA KHARE	57	23	80	56	19	19	9	47	14.1	70.1	82.47058824
46	VASI RANA	38	21	59	41.3	18	17	8	43	12.9	54.2	63.76470588
47	VASUDEV SAINI	35	21	56	39.2	17	18	8	43	12.9	52.1	61.29411765



Vaishali

SHRI RAM COLLEGE, MUZAFFARNAGAR

Journalism & Mass Communication

Session: 2019-20

Name of Programme.....BJMC- V Sem.....

Name of Course/ Subject - Mass Media Writing Skills

Assessment of Students

S.NO	Student Name	External Marks (A)	Internal Marks (B) Class Test/ Unit Test Sessional Test	Total Direct Assessment (A+B)=C 100	70 % of C =(D) 70	Indirect Assessment			Total of Indirect Assessment (E) 50	30 % of E =(F) 15	Total Assessment (D+F)=G 85	Percentage of Marks out of 85 G*100/85
						Assignment 20	Attendance 20	Behaviour / Attitude 10				
1	AARTI DEVI	38	20	58	40.6	16	17	8	41	12.3	52.9	62.23529412
2	ABDUL QADIR	47	22	69	48.3	16	18	9	43	12.9	61.2	72
3	ADARSH KUMAR	42	22	64	44.8	18	18	9	45	13.5	58.3	68.58823529
4	AFSHEEN	46	22	68	47.6	17	19	9	45	13.5	61.1	71.88235294
5	AJAY KUMAR	40	22	62	43.4	17	18	9	44	13.2	56.6	66.58823529
6	ANJALI	45	21	66	46.2	19	19	9	47	14.1	60.3	70.94117647
7	ANJALI PRADHAN	51	22	73	51.1	19	19	9	47	14.1	65.2	76.70588235
8	ANKIT RASTOGI	39	21	60	42	19	18	9	46	13.8	55.8	65.64705882
9	ANUJ SINGH	25	23	48	33.6	19	18	9	46	13.8	47.4	55.76470588
10	ARPIT RATHOR	26	22	48	33.6	18	19	9	46	13.8	47.4	55.76470588
11	ASHU SHARMA	28	23	51	35.7	19	18	9	46	13.8	49.5	58.23529412
12	DEEPAK VERMA	31	22	53	37.1	16	15	8	39	11.7	48.8	57.41176471
13	DEEPAK KUMAR RAY	30	22	52	36.4	18	17	8	43	12.9	49.3	58
14	FARHEEN	48	21	69	48.3	18	19	9	46	13.8	62.1	73.05882353
15	HIMANSHU PAL	32	21	53	37.1	19	18	9	46	13.8	50.9	59.88235294
16	JAYADEV	36	20	56	39.2	15	14	7	36	10.8	50	58.82352941
17	JYOTI MALHOTRA	54	22	76	53.2	19	18	8	45	13.5	66.7	78.47058824
18	KAJAL	40	20	60	42	15	16	7	38	11.4	53.4	62.82352941
19	LOVENEET GAHLLA	29	21	50	35	19	18	9	46	13.8	48.8	57.41176471
20	MAHI YASHOCHLAR JHA	30	22	52	36.4	18	19	9	46	13.8	50.2	59.05882353
21	MEGHA GUPTA	36	23	59	41.3	19	18	9	46	13.8	55.1	64.82352941
22	MOHAMMAD FARAZ	30	22	52	36.4	19	18	9	46	13.8	50.2	59.05882353
24	MOHD FAIZAN MALIK	35	19	54	37.8	14	15	7	36	10.8	48.6	57.17647059
23	MOHD RAZEE	30	20	50	35	15	17	8	40	12	47	55.29411765
25	MOHD SHEHZAD GOUR	32	24	56	39.2	18	19	9	46	13.8	53	62.35294118
26	MOHIT KUMAR	37	21	58	40.6	19	18	9	46	13.8	54.4	64
27	MUKUL BHANIWAL	28	20	48	33.6	16	17	8	41	12.3	45.9	54

28	MUSKAN	32	20	52	36.4	16	18	8	42	12.6	49	57.64705882
29	NOOR ALAM	30	22	52	36.4	18	18	9	45	13.5	49.9	58.70588235
30	PARNIKA TIWARI	54	22	76	53.2	19	18	9	46	13.8	67	78.82352941
31	POOJA RATHI	41	22	63	44.1	19	18	9	46	13.8	57.9	68.11764706
32	PRAHLADA SINGH	32	19	51	35.7	14	14	7	35	10.5	46.2	54.35294118
33	PRASHANT RATHI	21	22	43	30.1	18	19	9	46	13.8	43.9	51.64705882
34	PRINCY BANSAL	52	23	75	52.5	19	19	9	47	14.1	66.6	78.35294118
35	RANJEET TITORIYA	46	24	70	49	19	19	9	47	14.1	63.1	74.23529412
36	SAKSHAM BRAHMA BHATT	42	22	64	44.8	18	19	9	46	13.8	58.6	68.94117647
37	SANYAM MUNJAL	27	22	49	34.3	15	17	8	40	12	46.3	54.47058824
38	SARITA	37	17	54	37.8	16	17	8	41	12.3	50.1	58.94117647
39	SHIVAM BHARTI	22	18	40	28	17	16	7	40	12	40	47.05882353
40	SHIVANG KUMAR	30	23	53	37.1	19	19	9	47	14.1	51.2	60.23529412
41	SHUBHI MAHESHWARI	61	22	83	58.1	19	19	9	47	14.1	72.2	84.94117647
42	SUKHPAL	37	21	58	40.6	15	16	8	39	11.7	52.3	61.52941176
43	SWATI	38	20	58	40.6	18	19	8	45	13.5	54.1	63.64705882
44	VAIBHAV CHAUDHARY	30	19	49	34.3	15	16	8	39	11.7	46	54.11764706
45	VANSHIKA KHARE	55	23	78	54.6	19	19	9	47	14.1	68.7	80.82352941
46	VASI RANA	50	22	72	50.4	18	17	8	43	12.9	63.3	74.47058824
47	VASUDEV SAINI	48	20	68	47.6	17	18	8	43	12.9	60.5	71.17647059



Alshg

SHRI RAM COLLEGE, MUZAFFARNAGAR

Journalism & Mass Communication

Session: 2019-20

Name of Programme.....BJMC- V Sem.....

Name of Course/ Subject - Digital Journalism
Assessment of Students

S.NO	Student Name	External Marks (A)	Internal Marks (B) Class Test/ Unit Test Sessional Test	Total Direct Assessment (A+B)=C 100	70 % of C =(D) 70	Indirect Assessment			Total of Indirect Assessment (E) 50	30 % of E = (F) 15	Total Assessment (D+F)=G 85	Percentage of Marks out of 85 G*100/85
						Assignment 20	Attendance 20	Behaviour / Attitude 10				
1	AARTI DEVI	29	20	49	34.3	16	17	8	41	12.3	46.6	54.82352941
2	ABDUL QADIR	31	21	52	36.4	16	18	9	43	12.9	49.3	58
3	ADARSH KUMAR	48	21	69	48.3	18	18	9	45	13.5	61.8	72.70588235
4	AFSHEEN	37	21	58	40.6	17	19	9	45	13.5	54.1	63.64705882
5	AJAY KUMAR	51	21	72	50.4	17	18	9	44	13.2	63.6	74.82352941
6	ANJALI	25	22	47	32.9	19	19	9	47	14.1	47	55.29411765
7	ANJALI PRADHAN	48	23	71	49.7	19	19	9	47	14.1	63.8	75.05882353
8	ANKIT RASTOGI	38	21	59	41.3	19	18	9	46	13.8	55.1	64.82352941
9	ANUJ SINGH	35	24	59	41.3	19	18	9	46	13.8	55.1	64.82352941
10	ARPIT RATHOR	35	21	56	39.2	18	19	9	46	13.8	53	62.35294118
11	ASHU SHARMA	42	21	63	44.1	19	18	9	46	13.8	57.9	68.11764706
12	DEEPAK VERMA	33	20	53	37.1	16	15	8	39	11.7	48.8	57.41176471
13	DEEPAK KUMAR RAY	39	22	61	42.7	18	17	8	43	12.9	55.6	65.41176471
14	FARHEEN	39	22	61	42.7	18	19	9	46	13.8	56.5	66.47058824
15	HIMANSHU PAL	43	20	63	44.1	19	18	9	46	13.8	57.9	68.11764706
16	JAYADEV	46	19	65	45.5	15	14	7	36	10.8	56.3	66.23529412
17	JYOTI MALHOTRA	60	22	82	57.4	19	18	8	45	13.5	70.9	83.41176471
18	KAJAL	39	19	58	40.6	15	16	7	38	11.4	52	61.17647059
19	LOVENEET GAHLLA	53	22	75	52.5	19	18	9	46	13.8	66.3	78
20	MAHI YASHOCHLAR JHA	55	21	76	53.2	18	19	9	46	13.8	67	78.82352941
21	MEGHA GUPTA	53	22	75	52.5	19	18	9	46	13.8	66.3	78
22	MOHAMMAD FARAZ	30	23	53	37.1	19	18	9	46	13.8	50.9	59.88235294
24	MOHD FAIZAN MALIK	48	18	66	46.2	14	15	7	36	10.8	57	67.05882353
23	MOHD RAZEE	42	19	61	42.7	15	17	8	40	12	54.7	64.35294118
25	MOHD SHEHZAD GOUR	48	23	71	49.7	18	19	9	46	13.8	63.5	74.70588235
26	MOHIT KUMAR	43	21	64	44.8	19	18	9	46	13.8	58.6	68.94117647
27	MUKUL BHANIWAL	29	21	50	35	16	17	8	41	12.3	47.3	55.64705882



28	MUSKAN	57	21	78	54.6	16	18	8	42	12.6	67.2	79.05882353
29	NOOR ALAM	47	23	70	49	18	18	9	45	13.5	62.5	73.52941176
30	PARNIKA TIWARI	57	23	80	56	19	18	9	46	13.8	69.8	82.11764706
31	POOJA RATHI	50	23	73	51.1	19	18	9	46	13.8	64.9	76.35294118
32	PRAHLADA SINGH	37	18	55	38.5	14	14	7	35	10.5	49	57.64705882
33	PRASHANT RATHI	13	22	35	24.5	18	19	9	46	13.8	38.3	45.05882353
34	PRINCY BANSAL	49	24	73	51.1	19	19	9	47	14.1	65.2	76.70588235
35	RANJEET TITORIYA	32	24	56	39.2	19	19	9	47	14.1	53.3	62.70588235
36	SAKSHAM BRAHMA BHATT	39	23	62	43.4	18	19	9	46	13.8	57.2	67.29411765
37	SANYAM MUNJAL	36	23	59	41.3	15	17	8	40	12	53.3	62.70588235
38	SARITA	37	18	55	38.5	16	17	8	41	12.3	50.8	59.76470588
39	SHIVAM BHARTI	35	17	52	36.4	17	16	7	40	12	48.4	56.94117647
40	SHIVANG KUMAR	32	24	56	39.2	19	19	9	47	14.1	53.3	62.70588235
41	SHUBHI MAHESHWARI	57	21	78	54.6	19	19	9	47	14.1	68.7	80.82352941
42	SUKHPAL	27	22	49	34.3	15	16	8	39	11.7	46	54.11764706
43	SWATI	43	21	64	44.8	18	19	8	45	13.5	58.3	68.58823529
44	VAIBHAV CHAUDHARY	31	18	49	34.3	15	16	8	39	11.7	46	54.11764706
45	VANSHIKA KHARE	59	22	81	56.7	19	19	9	47	14.1	70.8	83.29411765
46	VASI RANA	47	21	68	47.6	18	17	8	43	12.9	60.5	71.17647059
47	VASUDEV SAINI	48	20	68	47.6	17	18	8	43	12.9	60.5	71.17647059



Signature



SHRI RAM COLLEGE MUZAFFARNAGAR, (UP)

Dear Employer,

Shri Ram College is pleased to inform you that few of our students are working with your organisation and wants to know the applicability of the syllabi (part of curriculum) to the skills required for the work of your employee.

Please give your valuable opinion on a three point scale so as to find out the attainment of concerned program outcomes on the following points.

Employer's survey form for program outcomes

S.No	Parameter of Program Outcome	Grade as per your observations 1 or 2 or 3
PO 1	Critical Thinking	2
PO 2	Effective Communication	3
PO 3	Social Interaction	3
PO 4	Effective Citizenship	3
PO 5	Ethics and Behaviour	2
PO 6	Environment and Sustainability	3
PO 7	Self-directed and Life-long Learning	3

Name of employer: *Dr. Ravi Gautam*

Address: *Brahamburi, Muzaffarnagar*

Contact No.: *9368917974*

Program/ Course passed from SRC by employee: ✓

Grade weightage :

1- Poor Correlation

2- Average Correlation

3- Strong Correlation





SHRI RAM COLLEGE MUZAFFARNAGAR, (UP)

Dear Employer,

Shri Ram College is pleased to inform you that few of our students are working with your organisation and wants to know the applicability of the syllabi (part of curriculum) to the skills required for the work of your employee.

Please give your valuable opinion on a three point scale so as to find out the attainment of concerned program outcomes on the following points.

Employer's survey form for program outcomes

S.No	Parameter of Program Outcome	Grade as per your observations 1 or 2 or 3
PO 1	Critical Thinking	2
PO 2	Effective Communication	3
PO 3	Social Interaction	3
PO 4	Effective Citizenship	3
PO 5	Ethics and Behaviour	2
PO 6	Environment and Sustainability	3
PO 7	Self-directed and Life-long Learning	3

Name of employer: Vaichali

Address: 95, Khari Kuan, Purani Tehsil Rodwadi, Meerut

Contact No.: 9690458402

Program/ Course passed from SRC by employee:

Grade weightage :

1- Poor Correlation

2- Average Correlation

3- Strong Correlation





SHRI RAM COLLEGE MUZAFFARNAGAR, (UP)

Dear Employer,

Shri Ram College is pleased to inform you that few of our students are working with your organisation and wants to know the applicability of the syllabi (part of curriculum) to the skills required for the work of your employee.

Please give your valuable opinion on a three point scale so as to find out the attainment of concerned program outcomes on the following points.

Employer's survey form for program outcomes

S.No	Parameter of Program Outcome	Grade as per your observations 1 or 2 or 3
PO 1	Critical Thinking	2
PO 2	Effective Communication	3
PO 3	Social Interaction	3
PO 4	Effective Citizenship	3
PO 5	Ethics and Behaviour	2
PO 6	Environment and Sustainability	3
PO 7	Self-directed and Life-long Learning	3

Name of employer: *Shivani Berman*

Address: *Raidar kuni, muzaffarnagar*

Contact No.: *9761613892*

Program/ Course passed from SRC by employee: *MJMC*

Grade weightage :

1- Poor Correlation

2- Average Correlation

3- Strong Correlation





SHRI RAM COLLEGE MUZAFFARNAGAR, (UP)

Dear Employer,

Shri Ram College is pleased to inform you that few of our students are working with your organisation and wants to know the applicability of the syllabi (part of curriculum) to the skills required for the work of your employee.

Please give your valuable opinion on a three point scale so as to find out the attainment of concerned program outcomes on the following points.

Employer's survey form for program outcomes

S.No	Parameter of Program Outcome	Grade as per your observations 1 or 2 or 3
PO 1	Critical Thinking	2
PO 2	Effective Communication	3
PO 3	Social Interaction	3
PO 4	Effective Citizenship	3
PO 5	Ethics and Behaviour	2
PO 6	Environment and Sustainability	3
PO 7	Self-directed and Life-long Learning	3

Name of employer: Shirani Gupta.
Address: Sugar mill, Deoband, Saharanpur
Contact No.: 8923704319
Program/ Course passed from SRC by employee: none

Grade weightage :
1- Poor Correlation

2- Average Correlation

3- Strong Correlation





SHRI RAM COLLEGE MUZAFFARNAGAR, (UP)

Dear Employer,

Shri Ram College is pleased to inform you that few of our students are working with your organisation and wants to know the applicability of the syllabi (part of curriculum) to the skills required for the work of your employee.

Please give your valuable opinion on a three point scale so as to find out the attainment of concerned program outcomes on the following points.

Employer's survey form for program outcomes

S.No	Parameter of Program Outcome	Grade as per your observations 1 or 2 or 3
PO 1	Critical Thinking	3
PO 2	Effective Communication	3
PO 3	Social Interaction	3
PO 4	Effective Citizenship	3
PO 5	Ethics and Behaviour	2
PO 6	Environment and Sustainability	3
PO 7	Self-directed and Life-long Learning	3

Name of employer: *Sandeep Shrivastava*
Address: *Allahabad*
Contact No.: *7417703334*
Program/ Course passed from SRC by employee: *-*

Grade weightage :
1- Poor Correlation

2- Average Correlation

3- Strong Correlation





SHRI RAM COLLEGE MUZAFFARNAGAR, (UP)

Dear Employer,

Shri Ram College is pleased to inform you that few of our students are working with your organisation and wants to know the applicability of the syllabi (part of curriculum) to the skills required for the work of your employee.

Please give your valuable opinion on a three point scale so as to find out the attainment of concerned program outcomes on the following points.

Employer's survey form for program outcomes

S.No	Parameter of Program Outcome	Grade as per your observations 1 or 2 or 3
PO 1	Critical Thinking	2
PO 2	Effective Communication	3
PO 3	Social Interaction	3
PO 4	Effective Citizenship	3
PO 5	Ethics and Behaviour	2
PO 6	Environment and Sustainability	3
PO 7	Self-directed and Life-long Learning	3

Name of employer: *Nibha Saha*

Address: *Chapra, Bihar*

Contact No.:

Program/ Course passed from SRC by employee:

Grade weightage :

1- Poor Correlation

2- Average Correlation

3- Strong Correlation





SHRI RAM COLLEGE MUZAFFARNAGAR, (UP)

Dear Employer,

Shri Ram College is pleased to inform you that few of our students are working with your organisation and wants to know the applicability of the syllabi (part of curriculum) to the skills required for the work of your employee.

Please give your valuable opinion on a three point scale so as to find out the attainment of concerned program outcomes on the following points.

Employer's survey form for program outcomes

S.No	Parameter of Program Outcome	Grade as per your observations 1 or 2 or 3
PO 1	Critical Thinking	1
PO 2	Effective Communication	3
PO 3	Social Interaction	3
PO 4	Effective Citizenship	3
PO 5	Ethics and Behaviour	2
PO 6	Environment and Sustainability	3
PO 7	Self-directed and Life-long Learning	3

Name of employer: Brij Kishor Singh.

Address: Bihar.

Contact No.: 7870 256 008

Program/ Course passed from SRC by employee:

Grade weightage :
1- Poor Correlation

2- Average Correlation

3- Strong Correlation





SHRI RAM COLLEGE MUZAFFARNAGAR, (UP)

Dear Employer,

Shri Ram College is pleased to inform you that few of our students are working with your organisation and wants to know the applicability of the syllabi (part of curriculum) to the skills required for the work of your employee.

Please give your valuable opinion on a three point scale so as to find out the attainment of concerned program outcomes on the following points.

Employer's survey form for program outcomes

S.No	Parameter of Program Outcome	Grade as per your observations 1 or 2 or 3
PO 1	Critical Thinking	3
PO 2	Effective Communication	3
PO 3	Social Interaction	3
PO 4	Effective Citizenship	3
PO 5	Ethics and Behaviour	2
PO 6	Environment and Sustainability	3
PO 7	Self-directed and Life-long Learning	3

Name of employer: *Shiv Kumar*
Address: *Alorapur, muzaffarnagar*
Contact No.: *8265 818837*
Program/ Course passed from SRC by employee: *MJme*

Grade weightage :
1- Poor Correlation

2- Average Correlation

3- Strong Correlation





SHRI RAM COLLEGE MUZAFFARNAGAR, (UP)

Dear Employer,

Shri Ram College is pleased to inform you that few of our students are working with your organisation and wants to know the applicability of the syllabi (part of curriculum) to the skills required for the work of your employee.

Please give your valuable opinion on a three point scale so as to find out the attainment of concerned program outcomes on the following points.

Employer's survey form for program outcomes

S.No	Parameter of Program Outcome	Grade as per your observations 1 or 2 or 3
PO 1	Critical Thinking	2
PO 2	Effective Communication	3
PO 3	Social Interaction	3
PO 4	Effective Citizenship	3
PO 5	Ethics and Behaviour	2
PO 6	Environment and Sustainability	3
PO 7	Self-directed and Life-long Learning	3

Name of employer: Rajesh Krishan Bhat

Address:

Contact No.:

Program/ Course passed from SRC by employee:

Grade weightage :

1- Poor Correlation 2- Average Correlation

3- Strong Correlation





SHRI RAM COLLEGE MUZAFFARNAGAR, (UP)

Dear Employer,

Shri Ram College is pleased to inform you that few of our students are working with your organisation and wants to know the applicability of the syllabi (part of curriculum) to the skills required for the work of your employee.

Please give your valuable opinion on a three point scale so as to find out the attainment of concerned program outcomes on the following points.

Employer's survey form for program outcomes

S.No	Parameter of Program Outcome	Grade as per your observations 1 or 2 or 3
PO 1	Critical Thinking	2
PO 2	Effective Communication	3
PO 3	Social Interaction	3
PO 4	Effective Citizenship	3
PO 5	Ethics and Behaviour	2
PO 6	Environment and Sustainability	3
PO 7	Self-directed and Life-long Learning	3

Name of employer: Tarun Pal

Address: Anand puri, Muzaffarnagar

Contact No.: 8881890045

Program/ Course passed from SRC by employee: BJMC

Grade weightage :
1- Poor Correlation

2- Average Correlation



3- Strong Correlation



SHRI RAM COLLEGE MUZAFFARNAGAR, (UP)

Dear Alumnus,

We are pleased to know about your success and would like to hear about the applicability of course and program syllabi (part of curriculum) to the skills required for work of yours. We would also like to know your opinion about your learning during your student life at our campus, please rate the following whether they have been beneficial for your professional life as an employee or as entrepreneur.

Please give your valuable opinion on a three point scale so as to find out the attainment of concerned program outcomes on the following points.

Alumni's survey form for program outcomes

S.No	Parameter of Program Outcome	Grade as per your observations 1 or 2 or 3
PO 1	Critical Thinking	3
PO 2	Effective Communication	3
PO 3	Social Interaction	3
PO 4	Effective Citizenship	3
PO 5	Ethics and Behaviour	3
PO 6	Environment and Sustainability	2
PO 7	Self-directed and Life-long Learning	3

Name of Alumnus: Akashdeep

Program/ Course passed from SRC: BJMC

Contact No.: 7303866308

Grade weightage :

1- Poor Correlation 2- Average Correlation

3- Strong Correlation





SHRI RAM COLLEGE MUZAFFARNAGAR, (UP)

Dear Alumnus,

We are pleased to know about your success and would like to hear about the applicability of course and program syllabi (part of curriculum) to the skills required for work of yours. We would also like to know your opinion about your learning during you student life at our campus, please rate the following whether they have been beneficial for your professional life as an employee or as entrepreneur.

Please give your valuable opinion on a three point scale so as to find out the attainment of concerned program outcomes on the following points.

Alumni's survey form for program outcomes

S.No	Parameter of Program Outcome	Grade as per your observations 1 or 2 or 3
PO 1	Critical Thinking	2
PO 2	Effective Communication	3
PO 3	Social Interaction	3
PO 4	Effective Citizenship	3
PO 5	Ethics and Behaviour	2
PO 6	Environment and Sustainability	3
PO 7	Self-directed and Life-long Learning	2

Name of Alumnus: *Vikas Pal*

Program/ Course passed from SRC: *BJMC*

Contact No.: *9599371996*

Grade weightage :

1- Poor Correlation

Average Correlation

3- Strong Correlation





SHRI RAM COLLEGE MUZAFFARNAGAR, (UP)

Dear Alumnus,

We are pleased to know about your success and would like to hear about the applicability of course and program syllabi (part of curriculum) to the skills required for work of yours. We would also like to know your opinion about your learning during you student life at our campus, please rate the following whether they have been beneficial for your professional life as an employee or as entrepreneur.

Please give your valuable opinion on a three point scale so as to find out the attainment of concerned program outcomes on the following points.

Alumni's survey form for program outcomes

S.No	Parameter of Program Outcome	Grade as per your observations 1 or 2 or 3
PO 1	Critical Thinking	2
PO 2	Effective Communication	3
PO 3	Social Interaction	3
PO 4	Effective Citizenship	3
PO 5	Ethics and Behaviour	3
PO 6	Environment and Sustainability	3
PO 7	Self-directed and Life-long Learning	2

Name of Alumnus: *Vanshika Arora.*

Program/ Course passed from SRC: *B.TMC*

Contact No.: *9675922941*

Grade weightage :

1- Poor Correlation 2- Average Correlation

3- Strong Correlation





SHRI RAM COLLEGE MUZAFFARNAGAR, (UP)

Dear Alumnus,

We are pleased to know about your success and would like to hear about the applicability of course and program syllabi (part of curriculum) to the skills required for work of yours. We would also like to know your opinion about your learning during your student life at our campus, please rate the following whether they have been beneficial for your professional life as an employee or as entrepreneur.

Please give your valuable opinion on a three point scale so as to find out the attainment of concerned program outcomes on the following points.

Alumni's survey form for program outcomes

S.No	Parameter of Program Outcome	Grade as per your observations 1 or 2 or 3
PO 1	Critical Thinking	2
PO 2	Effective Communication	3
PO 3	Social Interaction	2
PO 4	Effective Citizenship	3
PO 5	Ethics and Behaviour	3
PO 6	Environment and Sustainability	3
PO 7	Self-directed and Life-long Learning	3

Name of Alumnus: Pragya Bidussi'

Program/ Course passed from SRC: BJMC

Contact No.: 7351337377

Grade weightage :

1- Poor Correlation

2- Average Correlation

3- Strong Correlation





SHRI RAM COLLEGE MUZAFFARNAGAR, (UP)

Dear Alumnus,

We are pleased to know about your success and would like to hear about the applicability of course and program syllabi (part of curriculum) to the skills required for work of yours. We would also like to know your opinion about your learning during your student life at our campus, please rate the following whether they have been beneficial for your professional life as an employee or as entrepreneur.

Please give your valuable opinion on a three point scale so as to find out the attainment of concerned program outcomes on the following points.

Alumni's survey form for program outcomes

S.No	Parameter of Program Outcome	Grade as per your observations 1 or 2 or 3
PO 1	Critical Thinking	2
PO 2	Effective Communication	3
PO 3	Social Interaction	3
PO 4	Effective Citizenship	3
PO 5	Ethics and Behaviour	2
PO 6	Environment and Sustainability	2
PO 7	Self-directed and Life-long Learning	3

Name of Alumnus: Harish Sahrawat

Program/ Course passed from SRC: BTMC

Contact No.: 8564000063

Grade weightage :
1- Poor Correlation

2- Average Correlation Strong Correlation





SHRI RAM COLLEGE MUZAFFARNAGAR, (UP)

Dear Alumnus,

We are pleased to know about your success and would like to hear about the applicability of course and program syllabi (part of curriculum) to the skills required for work of yours. We would also like to know your opinion about your learning during your student life at our campus, please rate the following whether they have been beneficial for your professional life as an employee or as entrepreneur.

Please give your valuable opinion on a three point scale so as to find out the attainment of concerned program outcomes on the following points.

Alumni's survey form for program outcomes

S.No	Parameter of Program Outcome	Grade as per your observations 1 or 2 or 3
PO 1	Critical Thinking	2
PO 2	Effective Communication	3
PO 3	Social Interaction	3
PO 4	Effective Citizenship	2
PO 5	Ethics and Behaviour	3
PO 6	Environment and Sustainability	3
PO 7	Self-directed and Life-long Learning	3

Name of Alumnus: *Soniya Paul*

Program/ Course passed from SRC: *BJMC*

Contact No.: *9643226533*

Grade weightage :
1- Poor Correlation

2- Average Correlation

3- Strong Correlation





SHRI RAM COLLEGE MUZAFFARNAGAR, (UP)

Dear Alumnus,

We are pleased to know about your success and would like to hear about the applicability of course and program syllabi (part of curriculum) to the skills required for work of yours. We would also like to know your opinion about your learning during you student life at our campus, please rate the following whether they have been beneficial for your professional life as an employee or as entrepreneur.

Please give your valuable opinion on a three point scale so as to find out the attainment of concerned program outcomes on the following points.

Alumni's survey form for program outcomes

S.No	Parameter of Program Outcome	Grade as per your observations 1 or 2 or 3
PO 1	Critical Thinking	3
PO 2	Effective Communication	3
PO 3	Social Interaction	3
PO 4	Effective Citizenship	2
PO 5	Ethics and Behaviour	3
PO 6	Environment and Sustainability	3
PO 7	Self-directed and Life-long Learning	3

Name of Alumnus: Gaurav Tyagi

Program/ Course passed from SRC: BJMC

Contact No.: 8445941352

Grade weightage :

1- Poor Correlation, 2- Average Correlation

3- Strong Correlation





SHRI RAM COLLEGE MUZAFFARNAGAR, (UP)

Dear Alumnus,

We are pleased to know about your success and would like to hear about the applicability of course and program syllabi (part of curriculum) to the skills required for work of yours. We would also like to know your opinion about your learning during your student life at our campus, please rate the following whether they have been beneficial for your professional life as an employee or as entrepreneur.

Please give your valuable opinion on a three point scale so as to find out the attainment of concerned program outcomes on the following points.

Alumni's survey form for program outcomes

S.No	Parameter of Program Outcome	Grade as per your observations 1 or 2 or 3
PO 1	Critical Thinking	3
PO 2	Effective Communication	3
PO 3	Social Interaction	3
PO 4	Effective Citizenship	3
PO 5	Ethics and Behaviour	2
PO 6	Environment and Sustainability	3
PO 7	Self-directed and Life-long Learning	3

Name of Alumnus: *Shristi Chaudhary*
Program/ Course passed from SRC: *B.T.M.C*
Contact No.: *7906106230*

Grade weightage :
1- Poor Correlation

2- Average Correlation

3- Strong Correlation





SHRI RAM COLLEGE MUZAFFARNAGAR, (UP)

Dear Alumnus,

We are pleased to know about your success and would like to hear about the applicability of course and program syllabi (part of curriculum) to the skills required for work of yours. We would also like to know your opinion about your learning during your student life at our campus, please rate the following whether they have been beneficial for your professional life as an employee or as entrepreneur.

Please give your valuable opinion on a three point scale so as to find out the attainment of concerned program outcomes on the following points.

Alumni's survey form for program outcomes

S.No	Parameter of Program Outcome	Grade as per your observations 1 or 2 or 3
PO 1	Critical Thinking	2
PO 2	Effective Communication	3
PO 3	Social Interaction	3
PO 4	Effective Citizenship	3
PO 5	Ethics and Behaviour	3
PO 6	Environment and Sustainability	3
PO 7	Self-directed and Life-long Learning	3

Name of Alumnus: Rizwan Pundir

Program/ Course passed from SRC: BJME

Contact No.: 9720598100

Grade weightage :

1- Poor Correlation

2- Average Correlation

3- Strong Correlation





SHRI RAM COLLEGE MUZAFFARNAGAR, (UP)

Dear Alumnus,

We are pleased to know about your success and would like to hear about the applicability of course and program syllabi (part of curriculum) to the skills required for work of yours. We would also like to know your opinion about your learning during your student life at our campus, please rate the following whether they have been beneficial for your professional life as an employee or as entrepreneur.

Please give your valuable opinion on a three point scale so as to find out the attainment of concerned program outcomes on the following points.

Alumni's survey form for program outcomes

S.No	Parameter of Program Outcome	Grade as per your observations 1 or 2 or 3
PO 1	Critical Thinking	2
PO 2	Effective Communication	3
PO 3	Social Interaction	3
PO 4	Effective Citizenship	2
PO 5	Ethics and Behaviour	3
PO 6	Environment and Sustainability	3
PO 7	Self-directed and Life-long Learning	3

Name of Alumnus: Lakshay Bhatia

Program/ Course passed from SRC: BTMC

Contact No.: 8006145155

Grade weightage :

1- Poor Correlation

2- Average Correlation

3- Strong Correlation



Shri Ram College Muzaffarnagar
Department of Journalism & Mass Communication

Course- BJMC

Session- 2018-2021

ASSESSMENT FOR PROGRAMME TARGET VALUE

Course Name	Course Code	PO 1	PO 2	PO 3	PO 4	PO 5	PO 6	PO 7
Introduction to Mass Communication	BJMC-101	2.75	3	3	3	2	1.5	3
Computer Basics	BJMC-102	1.75	1	1	1.25	1	1.75	1.5
Value Education	BJMC-103	2.5	2.5	3	3	2.75	2.75	3
General Hindi	BJMC-104	0.75	2.5	1.25	0.75	1.25	0.25	0.75
Introduction to Journalism	BJMC-201	2	2	2	2.52	1.5	1.25	2
Constitution and Indian Political System	BJMC-202	1.25	1	1.75	2.25	1.75	1.25	1.75
Indian Social System	BJMC-203	1.75	1.75	2.25	2.25	1.25	0.75	1.75
General English	BJMC-204	1.25	2.5	1.25	1	0.75	0.75	1
Print Media - I (Reporting)	BJMC-301	2.5	2	2.25	2	1.75	0.5	2
Indian Economic System	BJMC-302	1.75	1.25	1.25	1.75	1.75	1	1.5
Electronic Media - I (Radio)	BJMC-303	2	2	1.75	1.75	1.25	1	1.25
Media Law	BJMC-304	1.5	1.25	1.25	1.25	1.5	1	1.25
Print Media - II (Editing)	BJMC-401	2.5	2	2	1.5	1.75	0.25	1.75
Social Media	BJMC-402	1.75	2	2.5	2.25	1	0.25	1.75
Public Relation and Corporate Communication	BJMC-403	1.75	2.5	2.25	2.25	1.75	0.5	1.75
Electronic Media -II (Television)	BJMC-404	1.5	1.75	1.75	1.75	0.5	0.75	1
Advertising	BJMC-501	1.75	2.5	2.25	2.25	1.75	0.5	1.75
Development Communication	BJMC-502	2	2.5	2.25	2.5	1.25	2.25	1.75
Mass Media Writing Skills	BJMC-503	2	2.75	2.5	2.5	1.25	2.25	1.75
Digital Journalism	BJMC-504	1.75	2.25	1.75	2	1.75	0.75	1.5
Average Target Values		1.84	2.05	1.96	1.99	1.48	1.06	1.69

ASSESSMENT OF ATTAINMENT FOR PROGRAMME OUTCOME

Course Name	Course Code	CO Attainment	PO 1	PO 2	PO 3	PO 4	PO 5	PO 6	PO 7
Introduction to Mass Communication	BJMC-101	3	2.75	3	3	3	2	1.5	3
Computer Basics	BJMC-102	3	1.75	1	1	1.25	1	1.75	1.5
Value Education	BJMC-103	3	2.5	2.5	3	3	2.75	2.75	3



General Hindi	BJMC-104	3	0.75	2.5	1.25	0.75	1.25	0.25	0.75
Introduction to Journalism	BJMC-201	3	2	2	2	2.52	1.5	1.25	2
Constitution and Indian Political System	BJMC-202	3	1.25	1	1.75	2.25	1.75	1.25	1.75
Indian Social System	BJMC-203	3	1.75	1.75	2.25	2.25	1.25	0.75	1.75
General English	BJMC-204	3	1.25	2.5	1.25	1	0.75	0.75	1
Print Media - I (Reporting)	BJMC-301	3	2.5	2	2.25	2	1.75	0.5	2
Indian Economic System	BJMC-302	3	1.75	1.25	1.25	1.75	1.75	1	1.5
Electronic Media - I (Radio)	BJMC-303	3	2	2	1.75	1.75	1.25	1	1.25
Media Law	BJMC-304	3	1.5	1.25	1.25	1.25	1.5	1	1.25
Print Media - II (Editing)	BJMC-401	3	2.5	2	2	1.5	1.75	0.25	1.75
Social Media	BJMC-402	3	1.75	2	2.5	2.25	1	0.25	1.75
Public Relation and Corporate Communication	BJMC-403	3	1.75	2.5	2.25	2.25	1.75	0.5	1.75
Electronic Media -II (Television)	BJMC-404	3	1.5	1.75	1.75	1.75	0.5	0.75	1
Advertising	BJMC-501	3	1.75	2.5	2.25	2.25	1.75	0.5	1.75
Development Communication	BJMC-502	3	2	2.5	2.25	2.5	1.25	2.25	1.75
Mass Media Writing Skills	BJMC-503	3	2	2.75	2.5	2.5	1.25	2.25	1.75
Digital Journalism	BJMC-504	3	1.75	2.25	1.75	2	1.75	0.75	1.5
PO Attainment through Results			1.84	2.05	1.96	1.99	1.48	1.06	1.69

80 % of PO Attainment through results (A)	1.47	1.64	1.56	1.59	1.18	0.84	1.35
Alumni Survey	2	3	3	3	3	2	3
10 % of Alumni Survey (B)	0.2	0.3	0.3	0.3	0.3	0.2	0.3
Employer/ Professional Survey	2	3	3	2	2	3	3
10 % of Employer Survey (C)	0.2	0.3	0.3	0.2	0.2	0.3	0.3
PO Attainment Value A+B+C	1.87	2.24	2.16	2.09	1.68	1.34	1.95
Target Value	1.84	2.05	1.96	1.99	1.48	1.06	1.69
Gap Value	0.03	0.19	0.20	0.10	0.20	0.28	0.26
Programme Attainment Status	yes	yes	yes	yes	yes	yes	yes

Dr. Ravi Gautam
HOD JMC

DR. RAVI GAUTAM



Shri Ram College, Muzaffarnagar
Department of Journalism & Mass Communication

Course- MJMC

Session- 2019-2021

ASSESSMENT FOR PROGRAMME TARGET VALUE

Course Name	Course Code	PO 1	PO 2	PO 3	PO 4	PO 5	PO 6	PO 7
Communication Concept and Process	MJMC-101	2.6	2.8	3	2.6	2	1.6	2.8
Fundamental of Computers	MJMC-102	2.2	1	1	1.4	1.6	1	2
History of Press, Media Laws and Ethics	MJMC-103	2.4	2	2.2	1.6	1.8	0.6	1.8
Social and Political System of India	MJMC-104	1.8	1.8	2.4	2.4	1.2	1	1.8
Development and International Communication	MJMC-201	2	2.6	2.4	2.4	1.4	2.2	2
Print Journalism – I (Reporting)	MJMC-202	2.4	2.2	2.2	2.2	1.8	0.6	2
Electronic Media – I (Radio)	MJMC-203	1.6	1.8	2	1.8	1.2	0.8	1.2
IT and Computer Application in Mass Media	MJMC-204	2	1.8	1.6	1.8	1.2	1	1.2
Print Journalism – II (Editing & Layout)	MJMC-301	2.4	2	2	1.8	1.8	0.4	1.8
Electronic Media – II (Television)	MJMC-302	1.6	2	2	1.8	1.2	1	1
Advertising and Public Relations	MJMC-303	1.8	2.6	2.2	2.4	1.8	0.8	1.8
Online Journalism(special paper)	MJMC-304-A	1.8	2.4	1.8	2.2	1.8	0.8	1.6
Environment Communication	MJMC-304-B	1.2	2.2	1.8	1.4	2.2	2.8	1.8
Communication Research	MJMC-401	2	2.6	2.2	2.4	2.2	2	2.2
Average Target Values		1.99	2.13	2.06	2.01	1.66	1.19	1.79

ASSESSMENT OF ATTAINMENT FOR PROGRAMME OUTCOME

Course Name	Course Code	CO Attainment	PO 1	PO 2	PO 3	PO 4	PO 5	PO 6	PO 7
Communication Concept and Process	MJMC-101	3	2.6	2.8	3	2.6	2	1.6	2.8
Fundamental of Computers	MJMC-102	3	2.2	1	1	1.4	1.6	1	2
History of Press, Media Laws and Ethics	MJMC-103	3	2.4	2	2.2	1.6	1.8	0.6	1.8
Social and Political System of India	MJMC-104	3	1.8	1.8	2.4	2.4	1.2	1	1.8
Development and International Communication	MJMC-201	3	2	2.6	2.4	2.4	1.4	2.2	2
Print Journalism – I (Reporting)	MJMC-202	3	2.4	2.2	2.2	2.2	1.8	0.6	2



Electronic Media – I (Radio)	MJMC-203	3	1.6	1.8	2	1.8	1.2	0.8	1.2
IT and Computer Application in Mass Media	MJMC-204	3	2	1.8	1.6	1.8	1.2	1	1.2
Print Journalism – II (Editing & Layout)	MJMC-301	3	2.4	2	2	1.8	1.8	0.4	1.8
Electronic Media – II (Television)	MJMC-302	3	1.6	2	2	1.8	1.2	1	1
Advertising and Public Relations	MJMC-303	3	1.8	2.6	2.2	2.4	1.8	0.8	1.8
Online Journalism(special paper)	MJMC-304-A	3	1.8	2.4	1.8	2.2	1.8	0.8	1.6
Environment Communication	MJMC-304-B	3	1.2	2.2	1.8	1.4	2.2	2.8	1.8
Communication Research	MJMC-401	3	2	2.6	2.2	2.4	2.2	2	2.2
PO Attainment through Results			1.99	2.13	2.06	2.01	1.66	1.19	1.79

80 % of PO Attainment through results (A)	1.59	1.7	1.64	1.6	1.32	0.95	1.43
Alumni Survey	2	3	3	3	3	2	3
10 % of Alumni Survey (B)	0.2	0.3	0.3	0.3	0.3	0.2	0.3
Employer/ Professional Survey	2	3	3	2	2	3	3
10 % of Employer Survey (C)	0.2	0.3	0.3	0.2	0.2	0.3	0.3
PO Attainment Value A+B+C	1.99	2.3	2.24	2.1	1.82	1.45	2.03
Target Value	1.99	2.13	2.06	2.01	1.66	1.19	1.79
Gap Value	0.00	0.17	0.18	0.09	0.16	0.26	0.24
Programme Attainment Status	yes	yes	yes	yes	yes	yes	yes


HOD JMC

DR. RAVI GAUTAM



Shri Ram College, Muzaffarnagar
Department of Journalism and Mass Communication
Evaluation Sheet of BJMC 2018-21

S.No.	Subject Code	No of Students getting marks more than 60%	Weightage (x1)	f1*x1 (Multiply of entries column f1 & x1)	No of Students getting marks more than 40% (f2)	Weightage (x2)	f2*x2 (Multiply of entries column f2 & x2)	No of Students getting marks less than 40% (f3)	Weightage (x3)	f3*x3 (Multiply of entries column f3 & x3)	$\Sigma fx = f1*x1 + f2*x2 + f3*x3$	$\frac{\Sigma f = f1 + f2 + f3}{3}$	$m = \frac{\Sigma fx}{\Sigma f}$	Attainment of Course (%) = $\frac{m*100}{3}$
1	101	22	3	66	12	2	24	1	1	1	91	35	2.6	86.66667
2	102	11	3	33	22	2	44	2	1	2	79	35	2.257143	75.2381
3	103	22	3	66	13	2	26	0	1	0	92	35	2.628571	87.61905
4	104	25	3	75	10	2	20	0	1	0	95	35	2.714286	90.47619
5	201	15	3	45	16	2	32	0	1	0	77	31	2.483871	82.7957
6	202	18	3	54	13	2	26	0	1	0	80	31	2.580645	86.02151
7	203	16	3	48	14	2	28	1	1	1	77	31	2.483871	82.7957
8	204	16	3	48	13	2	26	2	1	2	76	31	2.451613	81.72043
9	301	24	3	72	4	2	8	1	1	1	81	29	2.793103	93.10345
10	302	15	3	45	13	2	26	1	1	1	72	29	2.482759	82.75862
11	303	18	3	54	10	2	20	1	1	1	75	29	2.586207	86.2069
12	304	26	3	78	2	2	4	1	1	1	83	29	2.862069	95.4023
13	401	18	3	54	11	2	22	0	1	0	76	29	2.62069	87.35632
14	402	18	3	54	11	2	22	0	1	0	76	29	2.62069	87.35632
15	403	18	3	54	11	2	22	0	1	0	76	29	2.62069	87.35632
16	404	18	3	54	11	2	22	0	1	0	76	29	2.62069	87.35632
17	501	21	3	63	6	2	12	0	1	0	75	27	2.777778	92.59259
18	502	23	3	69	4	2	8	0	1	0	77	27	2.851852	95.06173
19	503	24	3	72	3	2	6	0	1	0	78	27	2.888889	96.2963
20	504	23	3	69	4	2	8	0	1	0	77	27	2.851852	95.06173



Signature

Shri Ram College, Muzaffarnagar
Department of Journalism and Mass Communication
Evaluation Sheet of MJMC 2019-21

S.No.	Subject Code	No of Students getting marks more than 60%	Weightage (x1)	f1*x1 (Multiply of entries column f1 & x1)	No of Students getting marks more than 40% (f2)	Weightage (x2)	f2*x2 (Multiply of entries column f2 & x2)	No of Students getting marks less than 40% (f3)	Weightage (x3)	f3*x3 (Multiply of entries column f3 & x3)	$\Sigma fx = f1*x1 + f2*x2 + f3*x3$	$\Sigma f = f1 + f2 + f3$	$m = \Sigma fx / \Sigma f$
1	101	15	3	45	0	2	0	0	1	0	45	15	3
2	102	15	3	45	1	2	2	1	1	1	48	17	2.823529412
3	103	15	3	45	1	2	2	1	1	1	48	17	2.823529412
4	104	15	3	45	1	2	2	1	1	1	48	17	2.823529412
5	201	15	3	45	3	2	6	0	1	0	51	18	2.833333333
6	202	15	3	45	3	2	6	0	1	0	51	18	2.833333333
7	203	15	3	45	3	2	6	0	1	0	51	18	2.833333333
8	204	15	3	45	3	2	6	0	1	0	51	18	2.833333333
9	301	11	3	33	2	2	4	0	1	0	37	13	2.846153846
10	302	12	3	36	1	2	2	0	1	0	38	13	2.923076923
11	303	12	3	36	1	2	2	0	1	0	38	13	2.923076923
12	304	12	3	36	1	2	2	0	1	0	38	13	2.923076923
13	401	13	3	39	0	2	0	0	1	0	39	13	3



Raufan

SHRI RAM COLLEGE, MUZAFFARNAGAR

Journalism & Mass Communication


Session: 2018-2019

Name of Programme.....BJMC- 1st Sem.....

Name of Course/ Subject - Introduction to Mass Communication

Assessment of Students

S.NO	Student Name	External Marks (A)	Internal Marks (B) Class Test Unit Test Sessional Test	Total Direct Assessment (A+B)=C 100	70 % of C =(D) 70	Indirect Assessment			Total of Indirect Assessment (E) 50	30 % of I =(F) 15	Total Assessment (D+F)=G 85	Percentage of Marks out of 85 G*100/85
						Assignment 20	Attendance 20	Behaviour / Attitude 10				
1	AMREETA	31	22	53	37.1	19	18	9	46	13.8	50.9	59.88235294
2	ANJALI	25	21	46	32.2	19	17	9	45	13.5	45.7	53.76470588
3	ANKIT	25	20	45	31.5	18	19	9	46	13.8	60	70.58823529
4	ANSHIKA TYAGI	41	25	66	46.2	19	18	9	46	13.8	51.6	60.70588235
5	ARCHIT	30	24	54	37.8	19	19	9	47	14.1	53.3	62.70588235
6	ASHIF	33	23	56	39.2	19	15	9	41	12.3	26.3	30.94117647
7	BILAL AHMAD	AB	20	20	14	17	15	9	47	14.1	47	55.29411765
8	DEEPA WALIA	27	20	47	32.9	19	19	9	47	14.1	47	55.29411765
9	DEEPALI TYAGI	24	20	44	30.8	14	17	8	39	11.7	42.5	50
10	GOPI SAINI	42	23	65	45.5	16	16	9	41	12.3	57.8	68
11	HAIDER	19	21	40	28	19	18	8	45	13.5	41.5	48.82352941
12	KESAR	40	25	65	45.5	19	19	9	47	14.1	59.6	70.11764706
13	KHILADI	32	21	53	37.1	19	19	9	47	14.1	51.2	60.23529412
14	KIRTI	34	21	55	38.5	17	14	9	40	12	50.5	59.41176471
15	LOVE KUSH	35	21	56	39.2	14	14	7	35	10.5	49.7	58.47058824
16	MEGHA	37	25	62	43.4	17	18	9	44	13.2	56.6	66.58823529
17	MEGHA KALYANI	33	25	58	40.6	16	17	8	41	12.3	52.9	62.23529412
19	MOHD FAISAL	40	24	64	44.8	19	18	9	46	13.8	58.6	68.94117647
18	MOHD IKBAL	15	19	34	23.8	15	17	8	40	12	35.8	42.11764706
21	MOHD KADIR	30	36	66	46.2	16	17	8	41	12.3	58.5	68.82352941
20	MOHD MAROOF	37	24	61	42.7	19	18	9	46	13.8	56.5	66.47058824
22	MOHIT KUMAR	24	20	44	30.8	18	16	9	43	12.9	43.7	51.41176471
23	MOHIT KUMAR	20	21	41	28.7	19	19	9	47	14.1	42.8	50.35294118
24	NIDHI RANI	36	24	60	42	19	19	9	47	14.1	56.1	66
25	RISHABH CHAUDHARY	48	25	73	51.1	14	19	9	42	12.6	63.7	74.94117647
26	ROHIT KUMAR	40	24	64	44.8	16	19	9	44	13.2	58	68.23529412
27	SAHIL RASHID	52	23	75	52.5	19	18	9	46	13.8	66.3	78
28	SAPNA KUMARI	35	21	56	39.2	18	19	9	46	13.8	53	62.35294118



29	SAURABH SHARMA	60	24	84	58.8	17	18	8	43	12.9	71.7	84.35294118
30	SHABNAM	51	25	76	53.2	18	18	9	45	13.5	66.7	78.47058824
31	UTKARSH	45	23	68	47.6	19	19	9	47	14.1	61.7	72.58823529
32	VANDANA KUMARI	60	24	84	58.8	18	19	7	44	13.2	72	84.70588235
33	VASU	38	24	62	43.4	18	19	9	46	13.8	57.2	67.29411765
34	VIJAY KABEER	25	18	43	30.1	16	18	7	41	12.3	42.4	49.88235294
35	ZABINAZ	50	24	74	51.8	17	19	9	45	13.5	65.3	76.82352941



Raufan

SHRI RAM COLLEGE, MUZAFFARNAGAR

Journalism & Mass Communication


Session: 2018-2019

Name of Programme.....BJMC- 1st Sem.....

Name of Course/ Subject - Computer Basics

Assessment of Students

S.NO	Student Name	External Marks (A)	Internal Marks (B) (Class Test/ Unit Test Sessional Test)	Total Direct Assessment (A+B) = 100	70 % of C =(D) 70	Indirect Assessment			Total of Indirect Assessment (E) 50	30 % of E = (F) 15	Total Assessment (D+F)=G 85	Percentage of Marks out of 85 G*100/85
						Assignment 20	Attendance 20	Behaviour / Attitude 10				
1	AMREETA	36	19	55	38.5	19	18	9	46	13.8	52.3	61.52941176
2	ANJALI	14	19	33	23.1	19	17	9	45	13.5	36.6	43.05882353
3	ANKIT	32	18	50	35	18	19	9	46	13.8	48.8	57.41176471
4	ANSHIKA TYAGI	18	23	41	28.7	19	18	9	46	13.8	42.5	50
5	ARCHIT	28	23	51	35.7	19	19	8	46	13.8	49.5	58.23529412
6	ASHIF	13	24	37	25.9	19	19	9	47	14.1	40	47.05882353
7	BILAL AHMAD	AB	18	18	12.6	17	15	9	41	12.3	24.9	29.29411765
8	DEEPA WALIA	36	18	54	37.8	19	19	9	47	14.1	51.9	61.05882353
9	DEEPALI TYAGI	26	20	46	32.2	14	17	8	39	11.7	43.9	51.64705882
10	GOPI SAINI	25	22	47	32.9	16	16	9	41	12.3	45.2	53.17647059
11	HAIDER	20	18	38	26.6	19	18	8	45	13.5	40.1	47.17647059
12	KESAR	34	24	58	40.6	19	19	9	47	14.1	54.7	64.35294118
13	KHILADI	28	23	51	35.7	19	19	9	47	14.1	49.8	58.58823529
14	KIRTI	19	20	39	27.3	17	14	9	40	12	39.3	46.23529412
15	LOVE KUSH	25	22	47	32.9	14	14	7	35	10.5	43.4	51.05882353
16	MEGHA	42	24	66	46.2	17	18	9	44	13.2	59.4	69.88235294
17	MEGHA KALYANI	41	24	65	45.5	16	17	8	41	12.3	57.8	68
19	MOHD FAISAL	18	24	42	29.4	19	18	9	46	13.8	43.2	50.82352941
18	MOHD IKBAL	14	19	33	23.1	15	17	8	40	12	35.1	41.29411765
21	MOHD KADIR	29	19	48	33.6	16	17	8	41	12.3	45.9	54
20	MOHD MAROOF	25	24	49	34.3	19	18	9	46	13.8	48.1	56.58823529
23	MOHIT KUMAR	31	18	49	34.3	19	19	9	47	14.1	48.4	56.94117647
22	MOHIT KUMAR	30	18	48	33.6	18	16	9	43	12.9	46.5	54.70588235
24	NIDHI RANI	32	23	55	38.5	19	19	9	47	14.1	52.6	61.88235294
25	RISHABH CHAUDHARY	36	24	60	42	14	19	9	42	12.6	54.6	64.23529412
26	ROHIT KUMAR	25	24	49	34.3	16	18	9	44	13.2	47.5	55.88235294
27	SAHIL RASHID	27	23	50	35	19	18	9	46	13.8	48.8	57.41176471
28	SAPNA KUMARI	22	20	42	29.4	18	19	9	46	13.8	43.2	50.82352941



29	SAURABH SHARMA	37	25	62	43.4	17	18	8	43	12.9	56.3	66.23529412
30	SHABNAM	33	25	58	40.6	18	18	9	45	13.5	54.1	63.64705882
31	UTKARSH	27	24	51	35.7	19	19	9	47	14.1	49.8	58.58823529
32	VANDANA KUMARI	34	25	59	41.3	18	19	7	44	13.2	54.5	64.11764706
33	VASU	27	20	47	32.9	18	19	9	46	13.8	46.7	54.94117647
34	VIJAY KABEER	10	19	29	20.3	16	18	7	41	12.3	32.6	38.35294118
35	ZABINAZ	46	24	70	49	17	19	9	45	13.5	62.5	73.52941176



Handwritten signature in blue ink.

SHRI RAM COLLEGE, MUZAFFARNAGAR


Journalism & Mass Communication

Session: 2018-2019

Name of Programme.....BJMC- 1st Sem.....

Name of Course/ Subject - Value Education
Assessment of Students

S.NO	Student Name	External Marks (A)	Internal Marks (B) Class Test/ Unit Test Sessional Test	Total Direct Assessment (A+B)=C 100	70 % of C =(D) 70	Indirect Assessment			Total of Indirect Assessment (E) 50	30 % of E = (F) 15	Total Assessment (D+F)=G 85	Percentage of Marks out of 85 G*100/85
						Assignment 20	Attendance 20	Behaviour / Attitude 10				
1	AMREETA	28	21	49	34.3	19	18	9	46	13.8	48.1	56.58823529
2	ANJALI	29	22	51	35.7	19	17	9	45	13.5	49.2	57.88235294
3	ANKIT	25	21	46	32.2	18	19	9	46	13.8	46	54.11764706
4	ANSHIKA TYAGI	23	24	47	32.9	19	18	9	46	13.8	46.7	54.94117647
5	ARCHIT	35	25	60	42	19	19	8	46	13.8	55.8	65.64705882
6	ASHIF	30	24	54	37.8	19	19	9	47	14.1	51.9	61.05882353
7	BILAL AHMAD	25	21	46	32.2	17	15	9	41	12.3	44.5	52.35294118
8	DEEPA WALIA	32	22	54	37.8	19	19	9	47	14.1	51.9	61.05882353
9	DEEPALI TYAGI	21	21	42	29.4	14	17	8	39	11.7	41.1	48.35294118
10	GOPI SAINI	35	24	59	41.3	16	16	9	41	12.3	53.6	63.05882353
11	HAIDER	19	20	39	27.3	19	18	8	45	13.5	40.8	48
12	KESAR	38	25	63	44.1	19	19	9	47	14.1	58.2	68.47058824
13	KHILADI	34	23	57	39.9	19	19	9	47	14.1	54	63.52941176
14	KIRTI	17	22	39	27.3	17	14	9	40	12	39.3	46.23529412
15	LOVE KUSH	36	22	58	40.6	14	14	7	35	10.5	51.1	60.11764706
16	MEGHA	43	24	67	46.9	17	18	9	44	13.2	60.1	70.70588235
17	MEGHA KALYANI	39	24	63	44.1	16	17	8	41	12.3	56.4	66.35294118
19	MOHD FAISAL	38	23	61	42.7	19	18	9	46	13.8	56.5	66.47058824
18	MOHD IKBAL	18	20	38	26.6	15	17	8	40	12	38.6	45.41176471
21	MOHD KADIR	26	20	46	32.2	16	17	8	41	12.3	44.5	52.35294118
20	MOHD MAROOF	35	23	58	40.6	19	18	9	46	13.8	54.4	64
23	MOHIT KUMAR	42	19	61	42.7	19	19	9	47	14.1	56.8	66.82352941
22	MOHIT KUMAR	32	21	53	37.1	18	16	9	43	12.9	50	58.82352941
24	NIDHI RANI	39	23	62	43.4	19	19	9	47	14.1	57.5	67.64705882
25	RISHABH CHAUDHARY	46	24	70	49	14	19	9	42	12.6	61.6	72.47058824
26	ROHIT KUMAR	31	23	54	37.8	16	18	9	44	13.2	51	60
27	SAHIL RASHID	37	22	59	41.3	19	18	9	46	13.8	55.1	64.82352941
28	SAPNA KUMARI	29	21	50	35	18	19	9	46	13.8	48.8	57.41176471



29	SAURABH SHARMA	44	24	68	47.6	17	18	8	43	12.9	60.5	71.17647059
30	SHABNAM	45	24	69	48.3	18	18	9	45	13.5	61.8	72.70588235
31	UTKARSH	30	24	54	37.8	19	19	9	47	14.1	51.9	61.05882353
32	VANDANA KUMARI	45	24	69	48.3	18	19	7	44	13.2	61.5	72.35294118
33	VASU	39	23	62	43.4	18	19	9	46	13.8	57.2	67.29411765
34	VIJAY KABEER	25	18	43	30.1	16	18	7	41	12.3	42.4	49.88235294
35	ZABINAZ	42	23	65	45.5	17	19	9	45	13.5	59	69.41176471



Handwritten signature


SHRI RAM COLLEGE, MUZAFFARNAGAR
Journalism & Mass Communication

Session: 2018-2019

Name of Programme.....BJMC- 1st Sem.....

Name of Course/ Subject - General Hindi
Assessment of Students

S.NO	Student Name	External Marks (A)	Internal Marks (B) Class Test/ Unit Test Sessional Test	Total Direct Assessment (A+B)=C 100	% of C =(D) 70	Indirect Assessment			Total of Indirect Assessment (E) 50	30 % of E =(F) 15	Total Assessment (D+F)=G 85	Percentage of Marks out of 85 G*100/85
						Assignment 20	Attendance 20	Behaviour / Attitude 10				
1	AMREETA	35	21	56	39.2	19	18	9	46	13.8	53	62.35294118
2	ANJALI	36	18	54	37.8	19	17	9	45	13.5	51.3	60.35294118
3	ANKIT	20	20	40	28	18	19	9	46	13.8	41.8	49.17647059
4	ANSHIKA TYAGI	46	24	70	49	19	18	9	46	13.8	62.8	73.88235294
5	ARCHIT	48	24	72	50.4	19	19	8	46	13.8	64.2	75.52941176
6	ASHIF	49	25	74	51.8	19	19	9	47	14.1	65.9	77.52941176
7	BILAL AHMAD	43	20	63	44.1	17	15	9	41	12.3	56.4	66.35294118
8	DEEPA WALIA	34	22	56	39.2	19	19	9	47	14.1	53.3	62.70588235
9	DEEPALI TYAGI	26	22	48	33.6	14	17	8	39	11.7	45.3	53.29411765
10	GOPI SAINI	32	23	55	38.5	16	16	9	41	12.3	50.8	59.76470588
11	HAIDER	22	20	42	29.4	19	18	8	45	13.5	42.9	50.47058824
12	KESAR	41	24	65	45.5	19	19	9	47	14.1	59.6	70.11764706
13	KHILADI	32	23	55	38.5	19	19	9	47	14.1	52.6	61.88235294
14	KIRTI	33	21	54	37.8	17	14	9	40	12	49.8	58.58823529
15	LOVE KUSH	45	21	66	46.2	14	14	7	35	10.5	56.7	66.70588235
16	MEGHA	49	25	74	51.8	17	18	9	44	13.2	65	76.47058824
17	MEGHA KALYANI	43	24	67	46.9	16	17	8	41	12.3	59.2	69.64705882
19	MOHD FAISAL	42	23	65	45.5	19	18	9	46	13.8	59.3	69.76470588
18	MOHD IKBAL	22	20	42	29.4	15	17	8	40	12	41.4	48.70588235
21	MOHD KADIR	29	22	51	35.7	16	17	8	41	12.3	48	56.47058824
20	MOHD MAROOF	41	23	64	44.8	19	18	9	46	13.8	58.6	68.94117647
23	MOHIT KUMAR	39	18	57	39.9	19	19	9	47	14.1	54	63.52941176
22	MOHIT KUMAR	31	23	54	37.8	18	16	9	43	12.9	50.7	59.64705882
24	NIDHI RANI	50	24	74	51.8	19	19	9	47	14.1	65.9	77.52941176
25	RISHABH CHAUDHARY	48	24	72	50.4	14	19	9	42	12.6	63	74.11764706
26	ROHIT KUMAR	44	23	67	46.9	16	19	9	44	13.2	60.1	70.70588235
27	SAHIL RASHID	40	22	62	43.4	19	18	9	46	13.8	57.2	67.29411765
28	SAPNA KUMARI	30	20	50	35	18	19	9	46	13.8	48.8	57.41176471



29	SAURABH SHARMA	57	25	82	57.4	17	18	8	43	12.9	70.3	82.70588235
30	SHABNAM	45	24	69	48.3	18	18	9	45	13.5	61.8	72.70588235
31	UTKARSH	42	25	67	46.9	19	19	9	47	14.1	61	71.76470588
32	VANDANA KUMARI	45	25	70	49	18	19	7	44	13.2	62.2	73.17647059
33	VASU	42	25	67	46.9	18	19	9	46	13.8	60.7	71.41176471
34	VIJAY KABEER	33	18	51	35.7	16	18	7	41	12.3	48	56.47058824
35	ZABINAZ	57	23	80	56	17	19	9	45	13.5	69.5	81.76470588



Vasubal

SHRI RAM COLLEGE, MUZAFFARNAGAR

Journalism & Mass Communication

Session: 2018-2019

Name of Programme.....BJMC- IInd Sem

Name of Course/ Subject - Introduction to Journalism
Assessment of Students

S.NO	Student Name	External Marks (A)	Internal Marks (B) Class Test/ Unit Test Sessional Test	Total Direct Assessment (A+B)=C 100	70 % of C =(D) 70	Indirect Assessment			Total of Indirect Assessment (E) 50	30 % of E = (F) 15	Total Assessment (D+F)=G 85	Percentage of Marks out of 85 G*100/85
						Assignment 20	Attendance 20	Behaviour / Attitude 10				
1	AMREETA	15	20	35	24.5	18	17	8	43	12.9	37.4	44
2	ANJALI	19	20	39	27.3	18	17	9	44	13.2	40.5	47.64705882
3	ANSHIKA TYAGI	46	24	70	49	18	18	9	45	13.5	62.5	73.52941176
4	ARCHIT	37	25	62	43.4	19	19	9	47	14.1	57.5	67.64705882
5	ASHIF	28	20	48	33.6	19	19	9	47	14.1	47.7	56.11764706
6	BILAL AHMAD	20	20	40	28	19	19	9	47	14.1	42.1	49.52941176
7	DEEPA WALIA	22	20	42	29.4	17	17	7	41	12.3	41.7	49.05882353
8	DEEPALI TYAGI	12	20	32	22.4	19	18	9	46	13.8	36.2	42.58823529
9	GOPI SAINI	30	23	53	37.1	16	17	8	41	12.3	49.4	58.11764706
10	KESAR	38	25	63	44.1	19	18	9	46	13.8	57.9	68.11764706
11	KHILADI	36	24	60	42	19	18	8	45	13.5	55.5	65.29411765
12	KIRTI	25	20	45	31.5	19	19	9	47	14.1	45.6	53.64705882
13	LOVE KUSH	31	20	51	35.7	19	19	9	47	14.1	49.8	58.58823529
14	MEGHA	34	23	57	39.9	17	18	9	44	13.2	53.1	62.47058824
15	MEGHA KALYANI	47	23	70	49	17	17	8	42	12.6	61.6	72.47058824
16	MOHD FAISAL	37	22	59	41.3	18	18	9	45	13.5	54.8	64.47058824
17	MOHD MAROOF	22	23	45	31.5	18	17	8	43	12.9	44.4	52.23529412
18	MOHIT KUMAR	50	22	72	50.4	17	17	8	42	12.6	63	74.11764706
19	MOHIT KUMAR	21	21	42	29.4	19	18	9	46	13.8	43.2	50.82352941
20	NIDHI RANI	20	24	44	30.8	19	19	9	47	14.1	44.9	52.82352941
21	RISHABH CHAUDHARY	46	24	70	49	16	17	8	41	12.3	61.3	72.11764706
22	ROHIT KUMAR	31	23	54	37.8	18	16	9	43	12.9	50.7	59.64705882
23	SAHIL RASHID	44	22	66	46.2	19	19	9	47	14.1	60.3	70.94117647
24	SAPNA KUMARI	31	20	51	35.7	19	19	9	47	14.1	49.8	58.58823529
25	SAURABH SHARMA	43	25	68	47.6	19	19	9	47	14.1	61.7	72.58823529
26	SHABNAM	43	24	67	46.9	18	19	9	46	13.8	60.7	71.41176471
27	UTKARSH	31	25	56	39.2	19	18	9	46	13.8	53	62.35294118
28	VANDANA KUMARI	46	24	70	49	18	19	9	46	13.8	62.8	73.88235294
29	VASU	22	20	42	29.4	18	18	8	44	13.2	42.6	50.11764706
30	VIJAY KABEER	27	20	47	32.9	18	18	9	45	13.5	46.4	54.58823529
31	ZABINAZ	37	25	62	43.4	19	19	9	47	14.1	57.5	67.64705882



Vaishali

SHRI RAM COLLEGE, MUZAFFARNAGAR

Journalism & Mass Communication

Session: 2018-2019

Name of Programme.....BJMC- IInd Sem.....

Name of Course/ Subject - Constitution and Political System of India

Assessment of Students

S.NO	Student Name	External Marks (A)	Internal Marks (B) Class Test/ Unit Test Sessional Test	Total Direct Assessment (A+B)=C 100	70 % of C =(D) 70	Indirect Assessment			Total of Indirect Assessment (E) 50	30 % of E =(F) 15	Total Assessment (D+F)=G 85	Percentage of Marks out of 85 G*100/85
						Assignment 20	Attendance 20	Behaviour / Attitude 10				
1	AMREETA	20	20	40	28	18	17	8	43	12.9	40.9	48.11764706
2	ANJALI	22	20	42	29.4	18	17	9	44	13.2	42.6	50.11764706
3	ANSHIKA TYAGI	37	24	61	42.7	18	18	9	45	13.5	56.2	66.11764706
4	ARCHIT	44	24	68	47.6	19	19	9	47	14.1	61.7	72.58823529
5	ASHIF	29	22	51	35.7	19	19	9	47	14.1	49.8	58.58823529
6	BILAL AHMAD	25	18	43	30.1	19	19	9	47	14.1	44.2	52
7	DEEPA WALIA	20	19	39	27.3	17	17	7	41	12.3	39.6	46.58823529
8	DEEPAI TYAGI	10	21	31	21.7	19	18	9	46	13.8	35.5	41.76470588
9	GOPI SAINI	14	24	38	26.6	16	17	8	41	12.3	38.9	45.76470588
10	KESAR	39	24	63	44.1	19	18	9	46	13.8	57.9	68.11764706
11	KHILADI	19	24	43	30.1	19	18	8	45	13.5	43.6	51.29411765
12	KIRTI	19	22	41	28.7	19	19	9	47	14.1	42.8	50.35294118
13	LOVE KUSH	41	21	62	43.4	19	19	9	47	14.1	57.5	67.64705882
14	MEGHA	45	24	69	48.3	17	18	9	44	13.2	61.5	72.35294118
15	MEGHA KALYANI	37	24	61	42.7	17	17	8	42	12.6	55.3	65.05882353
16	MOHD FAISAL	41	21	62	43.4	18	18	9	45	13.5	56.9	66.94117647
17	MOHD MAROOF	38	22	60	42	18	17	8	43	12.9	54.9	64.58823529
19	MOHIT KUMAR	39	20	59	41.3	19	18	9	46	13.8	55.1	64.82352941
18	MOHIT KUMAR	39	21	60	42	17	17	8	42	12.6	54.6	64.23529412
20	NIDHI RANI	34	25	59	41.3	19	19	9	47	14.1	55.4	65.17647059
21	RISHABH CHAUDHARY	44	23	67	46.9	16	17	8	41	12.3	59.2	69.64705882
22	ROHIT KUMAR	41	22	63	44.1	18	16	9	43	12.9	57	67.05882353
23	SAHIL RASHID	42	21	63	44.1	19	19	9	47	14.1	58.2	68.47058824
24	SAPNA KUMARI	34	19	53	37.1	19	19	9	47	14.1	51.2	60.23529412
25	SAURABH SHARMA	44	24	68	47.6	19	19	9	47	14.1	61.7	72.58823529
26	SHABNAM	41	24	65	45.5	18	19	9	46	13.8	59.3	69.76470588
27	UTKARSH	19	24	43	30.1	19	18	9	46	13.8	43.9	51.64705882
28	VANDANA KUMARI	32	25	57	39.9	18	19	9	46	13.8	53.7	63.17647059
29	VASU	25	21	46	32.2	18	18	8	44	13.2	45.4	53.41176471
30	VIJAY KABEER	20	19	39	27.3	18	18	8	45	13.5	40.8	48
31	ZABINAZ	28	24	52	36.4	19	19	9	47	14.1	50.5	59.41176471



Signature

SHRI RAM COLLEGE, MUZAFFARNAGAR

Journalism & Mass Communication

Session: 2018-2019

Name of Programme.....BJMC- IInd Sem.....

Name of Course/ Subject - Indian Social System
Assessment of Students

S.NO	Student Name	External Marks (A)	Internal Marks (B) Class Test/ Unit Test Sessional Test	Total Direct Assessment (A+B)=C 100	70 % of C =(D) 70	Indirect Assessment			Total of Indirect Assessment (E) 50	30 % of E =(F) 15	Total Assessment (D+F)=G 85	Percentage of Marks out of 85 G*100/85
						Assignment 20	Attendance 20	Behaviour / Attitude 10				
1	AMREETA	15	21	36	25.2	18	17	8	43	12.9	38.1	44.82352941
2	ANJALI	23	22	45	31.5	18	17	9	44	13.2	44.7	52.58823529
3	ANSHIKA TYAGI	32	23	55	38.5	18	18	9	45	13.5	52	61.17647059
4	ARCHIT	35	25	60	42	19	19	9	47	14.1	56.1	66
5	ASHIF	25	21	46	32.2	19	19	9	47	14.1	46.3	54.47058824
6	BILAL AHMAD	6	19	25	17.5	19	19	9	47	14.1	31.6	37.17647059
7	DEEPA WALIA	18	19	37	25.9	17	17	7	41	12.3	38.2	44.94117647
8	DEHPALI TYAGI	10	20	30	21	19	18	9	46	13.8	34.8	40.94117647
9	GOPI SAINI	25	24	49	34.3	16	17	8	41	12.3	46.6	54.82352941
10	KESAR	41	25	66	46.2	19	18	9	46	13.8	60	70.58823529
11	KHILADI	34	25	59	41.3	19	18	8	45	13.5	54.8	64.47058824
12	KIRTI	29	22	51	35.7	19	19	9	47	14.1	49.8	58.58823529
13	LOVE KUSH	39	20	59	41.3	19	19	9	47	14.1	55.4	65.17647059
14	MEGHA	25	23	48	33.6	17	18	9	44	13.2	46.8	55.05882353
15	MEGHA KALYANI	32	24	56	39.2	17	17	8	42	12.6	51.8	60.94117647
16	MOHD FAISAL	37	20	57	39.9	18	18	9	45	13.5	53.4	62.82352941
17	MOHD MAROOF	27	24	51	35.7	18	17	8	43	12.9	48.6	57.17647059
18	MOHIT KUMAR	26	20	46	32.2	17	17	8	42	12.6	44.8	52.70588235
19	MOHIT KUMAR	18	20	38	26.6	19	18	9	46	13.8	40.4	47.52941176
20	NIDHI RANI	35	25	60	42	19	19	9	47	14.1	56.1	66
21	RISHABH CHAUDHARY	41	24	65	45.5	16	17	8	41	12.3	57.8	68
22	ROHIT KUMAR	34	23	57	39.9	18	16	9	43	12.9	52.8	62.11764706
23	SAHIL RASHID	37	22	59	41.3	19	19	9	47	14.1	55.4	65.17647059
24	SAPNA KUMARI	31	19	50	35	19	19	9	47	14.1	49.1	57.76470588
25	SAURABH SHARMA	45	25	70	49	19	19	9	47	14.1	63.1	74.23529412
26	SHABNAM	37	25	62	43.4	18	19	9	46	13.8	57.2	67.29411765
27	UTKARSH	26	24	50	35	19	18	9	46	13.8	48.8	57.41176471
28	VANDANA KUMARI	44	25	69	48.3	18	19	9	46	13.8	62.1	73.05882353
29	VASU	33	22	55	38.5	18	18	8	44	13.2	51.7	60.82352941
30	VIJAY KABEER	21	18	39	27.3	18	18	9	45	13.5	40.8	48
31	ZABINAZ	45	25	70	49	19	19	9	47	14.1	63.1	74.23529412



Signature

SHRI RAM COLLEGE, MUZAFFARNAGAR

Journalism & Mass Communication

Session: 2018-2019

Name of Programme.....BJMC- IIInd Sem.....

Name of Course/ Subject - General English

Assessment of Students

S.NO	Student Name	External Marks (A)	Internal Marks (B) Class Test/ Unit Test Sessional Test	Total Direct Assessment (A+B)=C 100	70 % of C =(D) 70	Indirect Assessment			Total of Indirect Assessment (E) 50	30 % of E =(F) 15	Total Assessment (D+F)=G 85	Percentage of Marks out of 85 G*100/85
						Assignment 20	Attendance 20	Behaviour / Attitude 10				
1	AMREETA	17	19	36	25.2	18	17	8	43	12.9	38.1	44.82352941
2	ANJALI	18	21	39	27.3	18	17	9	44	13.2	40.5	47.64705882
3	ANSHIKA TYAGI	35	24	59	41.3	18	18	9	45	13.5	54.8	64.47058824
4	ARCHIT	38	25	63	44.1	19	19	9	47	14.1	58.2	68.47058824
5	ASHIF	25	22	47	32.9	19	19	9	47	14.1	47	55.29411765
6	BILAL AHMAD	24	19	43	30.1	19	19	9	47	14.1	44.2	52
7	DEEPA WALIA	21	18	39	27.3	17	17	7	41	12.3	39.6	46.58823529
8	DEEPALI TYAGI	6	22	28	19.6	19	18	9	46	13.8	33.4	39.29411765
9	GOPI SAINI	34	23	57	39.9	16	17	8	41	12.3	52.2	61.41176471
10	KESAR	45	25	70	49	19	18	9	46	13.8	62.8	73.82352941
11	KHILADI	25	24	49	34.3	19	18	8	45	13.5	47.8	56.23529412
12	KIRTI	29	20	49	34.3	19	19	9	47	14.1	48.4	56.94117647
13	LOVE KUSH	31	22	53	37.1	19	19	9	47	14.1	51.2	60.23529412
14	MEGHA	31	24	55	38.5	17	18	9	44	13.2	51.7	60.82352941
15	MEGHA KALYANI	40	23	63	44.1	17	17	8	42	12.6	56.7	66.70588235
16	MOHD FAISAL	28	21	49	34.3	18	18	9	45	13.5	47.8	56.23529412
17	MOHD MAROOF	19	23	42	29.4	18	17	8	43	12.9	42.3	49.76470588
18	MOHIT KUMAR	34	20	54	37.8	17	17	8	42	12.6	50.4	59.29411765
19	MOHIT KUMAR	5	20	25	17.5	19	18	9	46	13.8	31.3	36.82352941
20	NIDHI RANI	37	24	61	42.7	19	19	9	47	14.1	56.8	66.82352941
21	RISHABH CHAUDHARY	52	24	76	53.2	16	17	8	41	12.3	65.5	77.05882353
22	ROHIT KUMAR	45	22	67	46.9	18	16	9	43	12.9	59.8	70.35294118
23	SAHIL RASHID	36	21	57	39.9	19	19	9	47	14.1	54	63.52941176
24	SAPNA KUMARI	30	18	48	33.6	19	19	9	47	14.1	47.7	56.11764706
25	SAURABH SHARMA	42	25	67	46.9	19	19	9	47	14.1	61	71.76470588
26	SHABNAM	30	24	54	37.8	18	19	9	46	13.8	51.6	60.70588235
27	UTKARSH	48	24	72	50.4	19	18	9	46	13.8	64.2	75.52941176
28	VANDANA KUMARI	60	25	85	59.5	18	19	9	46	13.8	73.3	86.23529412
29	VASU	27	21	48	33.6	18	18	8	44	13.2	46.8	55.05882353
30	VIJAY KABEER	23	19	42	29.4	18	18	9	45	13.5	42.9	50.47058824
31	ZABINAZ	40	25	65	45.5	19	19	9	47	14.1	59.6	70.11764706



Signature

SHRI RAM COLLEGE, MUZAFFARNAGAR

Journalism & Mass Communication


Session: 2019-2020

Name of Programme.....BJMC- IIIrd Sem.....

Name of Course/ Subject - Electronic Media-I (Radio)

Assessment of Students

S.NO	Student Name	External Marks (A)	Internal Marks (B) Class Test/ Unit Test Sessional Test	Total Direct Assessment (A+B)=C 100	70 % of C =(D) 70	Indirect Assessment			Total of Indirect Assessment (E) 50	30 % of E = (F) 15	Total Assessment (D+F)=G 85	Percentage of Marks out of 85 G*100/85
						Assignment 20	Attendance 20	Behaviour / Attitude 10				
1	ANJALI	25	18	43	30.1	18	17	8	43	12.9	43	50.58823529
2	ANSHIKA TYAGI	46	20	66	46.2	18	17	9	44	13.2	59.4	69.88235294
3	ARCHIT	47	23	70	49	18	18	9	45	13.5	62.5	73.52941176
4	ASHIF	24	22	46	32.2	19	19	9	47	14.1	46.3	54.47058824
5	BILAL AHMAD	21	20	41	28.7	19	19	9	47	14.1	42.8	50.35294118
6	DEEPA WALIA	11	20	31	21.7	19	19	9	47	14.1	35.8	42.11764706
7	GOPI SAINI	34	21	55	38.5	17	17	7	41	12.3	50.8	59.76470588
8	KESAR	45	23	68	47.6	19	18	9	46	13.8	61.4	72.23529412
9	KHILADI	39	24	63	44.1	16	17	8	41	12.3	56.4	66.35294118
10	KIRTI	28	21	49	34.3	19	18	9	46	13.8	48.1	56.58823529
11	LOVE KUSH	38	20	58	40.6	19	18	8	45	13.5	54.1	63.64705882
12	MEGHA	41	23	64	44.8	19	19	9	47	14.1	58.9	69.29411765
13	MEGHA KALYANI	33	24	57	39.9	19	19	9	47	14.1	54	63.52941176
14	MOHD FAISAL	33	23	56	39.2	17	18	9	44	13.2	52.4	61.64705882
15	MOHD MAROOF	34	23	57	39.9	17	17	8	42	12.6	52.5	61.76470588
17	MOHIT KUMAR	33	21	54	37.8	18	17	8	43	12.9	50.7	59.64705882
16	MOHIT KUMAR	32	20	52	36.4	18	18	9	45	13.5	49.9	58.70588235
18	NIDHI RANI	33	22	55	38.5	17	17	8	42	12.6	51.1	60.11764706
19	RISHABH CHAUDHARY	48	23	71	49.7	19	18	9	46	13.8	63.5	74.70588235
20	ROHIT KUMAR	42	23	65	45.5	19	19	9	47	14.1	59.6	70.11764706
21	SAHIL RASHID	40	23	63	44.1	16	17	8	41	12.3	56.4	66.35294118
22	SAPNA KUMARI	33	20	53	37.1	18	16	9	43	12.9	50	58.82352941
23	SAURABH SHARMA	44	23	67	46.9	19	19	9	47	14.1	61	71.76470588
24	SHABNAM	AB	21	21	14.7	19	19	9	47	14.1	28.8	33.88235294
25	UTKARSH	40	24	64	44.8	19	19	9	47	14.1	58.9	69.29411765
26	VANDANA KUMARI	47	24	71	49.7	18	19	9	46	13.8	63.5	74.70588235
27	VASU	38	20	58	40.6	19	18	9	46	13.8	54.4	64
28	VIJAY KABEER	26	19	45	31.5	18	19	9	46	13.8	45.3	53.29411765
29	ZABINAZ	43	24	67	46.9	18	18	8	44	13.2	60.1	70.70588235



Signature
21/5/19

SHRI RAM COLLEGE, MUZAFFARNAGAR

Journalism & Mass Communication


Session: 2019-2020

Name of Programme.....BJMC- IIIrd Sem.....

Name of Course/ Subject - Indian Economic System

Assessment of Students

S.NO	Student Name	External Marks (A)	Internal Marks (B) Class Test/ Unit Test Sessional Test	Total Direct Assessment (A+B)=C 100	70 % of C =(D) 70	Indirect Assessment			Total of Indirect Assessment (E) 50	30 % of E =(F) 15	Total Assessment (D+F)=G 85	Percentage of Marks out of 85 G*100/85
						Assignment 20	Attendance 20	Behaviour / Attitude 10				
1	ANJALI	25	18	43	30.1	18	17	8	43	12.9	43	50.58823529
2	ANSHIKA TYAGI	34	20	54	37.8	18	17	9	44	13.2	51	60
3	ARCHIT	28	24	52	36.4	18	18	9	45	13.5	49.9	58.70588235
4	ASHIF	25	22	47	32.9	19	19	9	47	14.1	47	55.29411765
5	BILAL AHMAD	26	19	45	31.5	19	19	9	47	14.1	45.6	53.64705882
6	DEEPA WALIA	22	20	42	29.4	19	19	9	47	14.1	43.5	51.17647059
7	GOPI SAINI	29	21	50	35	17	17	7	41	12.3	47.3	55.64705882
8	KESAR	34	24	58	40.6	19	18	9	46	13.8	54.4	64
9	KHILADI	33	23	56	39.2	16	17	8	41	12.3	51.5	60.58823529
10	KIRTI	31	22	53	37.1	19	18	9	46	13.8	50.9	59.88235294
11	LOVE KUSH	36	22	58	40.6	19	18	8	45	13.5	54.1	63.64705882
12	MEGHA	38	24	62	43.4	19	19	9	47	14.1	57.5	67.64705882
13	MEGHA KALYANI	32	23	55	38.5	19	19	9	47	14.1	52.6	61.88235294
14	MOHD FAISAL	32	24	56	39.2	17	18	9	44	13.2	52.4	61.64705882
15	MOHD MAROOF	19	24	43	30.1	17	17	8	42	12.6	42.7	50.23529412
16	MOHIT KUMAR	33	21	54	37.8	18	18	9	45	13.5	51.3	60.35294118
17	MOHIT KUMAR	27	20	47	32.9	18	17	8	43	12.9	45.8	53.88235294
18	NIDHI RANI	34	23	57	39.9	17	17	8	42	12.6	52.5	61.76470588
19	RISHABH CHAUDHARY	35	24	59	41.3	19	18	9	46	13.8	55.1	64.82352941
20	ROHIT KUMAR	35	23	58	40.6	19	19	9	47	14.1	54.7	64.35294118
21	SAHIL RASHID	29	21	50	35	16	17	8	41	12.3	47.3	55.64705882
22	SAPNA KUMARI	31	19	50	35	18	16	9	43	12.9	47.9	56.35294118
23	SAURABH SHARMA	41	24	65	45.5	19	19	9	47	14.1	59.6	70.11764706
24	SHABNAM	AB	20	20	14	19	19	9	47	14.1	28.1	33.05882353
25	UTKARSH	26	23	49	34.3	19	19	9	47	14.1	48.4	56.94117647
26	VANDANA KUMARI	40	23	63	44.1	18	19	9	46	13.8	57.9	68.11764706
27	VASU	39	21	60	42	19	18	9	46	13.8	55.8	65.64705882
28	VIJAY KABEER	17	20	37	25.9	18	19	9	46	13.8	39.7	46.70588235
29	ZABINAZ	44	23	67	46.9	18	19	9	44	13.2	60.1	70.70588235



Perish

SHRI RAM COLLEGE, MUZAFFARNAGAR

Journalism & Mass Communication


Session: 2019-2020

Name of Programme.....BJMC- IIIrd Sem.....

Name of Course/ Subject - Print Media-I (Reporting)

Assessment of Students

S.NO	Student Name	External Marks (A)	Internal Marks (B) Class Test/ Unit Test Sessional Test	Total Direct Assessment (A+B)=C 100	70 % of C =(D) 70	Indirect Assessment			Total of Indirect Assessment (E) 50	30 % of E = (F) 15	Total Assessment (D+F)=G 85	Percentage of Marks out of 85 G*100/85
						Assignment 20	Attendance 20	Behaviour / Attitude 10				
1	ANJALI	37	20	57	39.9	18	17	8	43	12.9	52.8	62.11764706
2	ANSHIKA TYAGI	51	21	72	50.4	18	17	9	44	13.2	63.6	74.82352941
3	ARCHIT	46	23	69	48.3	18	18	9	45	13.5	61.8	72.70588235
4	ASHIF	28	21	49	34.3	19	19	9	47	14.1	48.4	56.94117647
5	BILAL AHMAD	30	18	48	33.6	19	19	9	47	14.1	47.7	56.11764706
6	DEEPA WALIA	30	18	48	33.6	19	19	9	47	14.1	47.7	56.11764706
7	GOPI SAINI	44	20	64	44.8	17	17	7	41	12.3	57.1	67.17647059
8	KESAR	51	23	74	51.8	19	18	9	46	13.8	65.6	77.17647059
9	KHILADI	42	23	65	45.5	16	17	8	41	12.3	57.8	68
10	KIRTI	41	20	61	42.7	19	18	9	46	13.8	56.5	66.47058824
11	LOVE KUSH	42	21	63	44.1	19	18	8	45	13.5	57.6	67.76470588
12	MEGHA	49	23	72	50.4	19	19	9	47	14.1	64.5	75.88235294
13	MEGHA KALYANI	48	23	71	49.7	19	19	9	47	14.1	63.8	75.05882353
14	MOHD FAISAL	38	23	61	42.7	17	18	9	44	13.2	55.9	65.76470588
15	MOHD MAROOF	32	24	56	39.2	17	17	8	42	12.6	51.8	60.94117647
16	MOHIT KUMAR	41	20	61	42.7	18	18	9	45	13.5	56.2	66.11764706
17	MOHIT KUMAR	40	21	61	42.7	18	17	8	43	12.9	55.6	65.41176471
18	NIDHI RANI	46	23	69	48.3	17	17	8	42	12.6	60.9	71.64705882
19	RISHABH CHAUDHARY	52	24	76	53.2	19	18	9	46	13.8	67	78.82352941
20	ROHIT KUMAR	46	24	70	49	19	19	9	47	14.1	63.1	74.23529412
21	SAHIL RASHID	47	22	69	48.3	16	17	8	41	12.3	60.6	71.29411765
22	SAPNA KUMARI	53	20	73	51.1	18	16	9	43	12.9	64	75.29411765
23	SAURABH SHARMA	53	24	77	53.9	19	19	9	47	14.1	68	80
24	SHABNAM	AB	AB	0	0	19	19	9	47	14.1	14.1	16.58823529
25	UTKARSH	40	23	63	44.1	19	19	9	47	14.1	58.2	68.47058824
26	VANDANA KUMARI	56	24	80	56	18	19	9	46	13.8	69.8	82.11764706
27	VASU	50	20	70	49	19	18	9	46	13.8	62.8	73.88235294
28	VIJAY KABEER	23	18	41	28.7	18	19	9	46	13.8	42.5	50
29	ZABINAZ	59	24	83	58.1	18	18	8	44	13.2	71.3	83.88235294



Signature

SHRI RAM COLLEGE, MUZAFFARNAGAR
Journalism & Mass Communication

Session: 2019-2020

Name of Programme.....BJMC- IIIRD Sem.....

Name of Course/ Subject - Media Law
Assessment of Students

S.NO	Student Name	External Marks (A)	Internal Marks (B) Class Test/ Unit Test Sessional Test	Total Direct Assessment (A+B)=C 100	70 % of C =(D) 70	Indirect Assessment			Total of Indirect Assessment (E) 50	30 % of E = (F) 15	Total Assessment (D+F)=G 85	Percentage of Marks out of 85 G*100/85
						Assignment 20	Attendance 20	Behaviour / Attitude 10				
1	ANJALI	39	20	59	41.3	18	17	8	43	12.9	54.2	63.76470588
2	ANSHIKA TYAGI	42	21	63	44.1	18	17	9	44	13.2	57.3	67.41176471
3	ARCHIT	41	24	65	45.5	18	18	9	45	13.5	59	69.41176471
4	ASHIF	37	21	58	40.6	19	19	9	47	14.1	54.7	64.35294118
5	BILAL AHMAD	39	20	59	41.3	19	19	9	47	14.1	55.4	65.17647059
6	DEEPA WALIA	42	18	60	42	19	19	9	47	14.1	56.1	66
7	GOPI SAINI	36	20	56	39.2	17	17	7	41	12.3	51.5	60.58823529
8	KESAR	43	24	67	46.9	19	18	9	46	13.8	60.7	71.41176471
9	KHILADI	41	23	64	44.8	16	17	8	41	12.3	57.1	67.17647059
10	KIRTI	32	20	52	36.4	19	18	9	46	13.8	50.2	59.05882353
11	LOVE KUSH	42	21	63	44.1	19	18	8	45	13.5	57.6	67.76470588
12	MEGHA	40	24	64	44.8	19	19	9	47	14.1	58.9	69.29411765
13	MEGHA KALYANI	39	23	62	43.4	19	19	9	47	14.1	57.5	67.64705882
14	MOHD FAISAL	39	24	63	44.1	17	18	9	44	13.2	57.3	67.41176471
15	MOHD MAROOF	39	23	62	43.4	17	17	8	42	12.6	56	65.88235294
17	MOHIT KUMAR	46	20	66	46.2	18	17	8	43	12.9	59.1	69.52941176
16	MOHIT KUMAR	39	21	60	42	18	18	9	45	13.5	55.5	65.29411765
18	NIDHI RANI	41	22	63	44.1	17	17	8	42	12.6	56.7	66.70588235
19	RISHABH CHAUDHARY	44	22	66	46.2	19	18	9	46	13.8	60	70.58823529
20	ROHIT KUMAR	42	24	66	46.2	19	19	9	47	14.1	60.3	70.94117647
21	SAHIL RASHID	39	22	61	42.7	16	17	8	41	12.3	55	64.70588235
22	SAPNA KUMARI	39	20	59	41.3	18	16	9	43	12.9	54.2	63.76470588
23	SAURABH SHARMA	41	23	64	44.8	19	19	9	47	14.1	58.9	69.29411765
24	SHABNAM	AB	20	20	14	19	19	9	47	14.1	28.1	33.05882353
25	UTKARSH	41	23	64	44.8	19	19	9	47	14.1	58.9	69.29411765
26	VANDANA KUMARI	40	23	63	44.1	18	19	9	46	13.8	57.9	68.11764706
27	VASU	39	21	60	42	19	18	9	46	13.8	55.8	65.64705882
28	VIJAY KABEER	26	20	46	32.2	18	19	8	46	13.8	46	54.11764706
29	ZABINAZ	41	23	64	44.8	18	18	8	44	13.2	58	68.23529412



[Handwritten signature]

SHRI RAM COLLEGE, MUZAFFARNAGAR

Journalism & Mass Communication

Session: 2019-2020

Name of Programme.....BJMC- IV th Sem.....

Name of Course/ Subject - Print Media-II (Editing)

Assessment of Students

S.NO	Student Name	External Marks (A)	Internal Marks (B) Class Test/ Unit Test Sessional Test	Total Direct Assessment (A+B)=C 100	70 % of C =(D) 70	Indirect Assessment			Total of Indirect Assessment (E) 50	30 % of E = (F) 15	Total Assessment (D+F)=G 85	Percentage of Marks out of 85 G*100/85
						Assignment 20	Attendance 20	Behaviour / Attitude 10				
1	ANJALI	26	20	46	32.2	18	17	8	43	12.9	45.1	53.05882353
2	ANSHIKA TYAGI	38	23	61	42.7	18	17	9	44	13.2	55.9	65.76470588
3	ARCHIT	38	24	62	43.4	18	18	9	45	13.5	56.9	66.94117647
4	ASHIF	29	22	51	35.7	19	19	9	47	14.1	49.8	58.58823529
5	BILAL AHMAD	19	23	42	29.4	19	19	9	47	14.1	43.5	51.17647059
6	DEEPA WALIA	31	20	51	35.7	19	19	9	47	14.1	49.8	58.58823529
7	GOPI SAINI	32	22	54	37.8	17	17	7	41	12.3	50.1	58.94117647
8	KESAR	41	24	65	45.5	19	18	9	46	13.8	59.3	69.76470588
9	KHILADI	33	23	56	39.2	16	17	8	41	12.3	51.5	60.58823529
10	KIRTI	28	21	49	34.3	19	18	9	46	13.8	48.1	56.58823529
11	LOVE KUSH	37	21	58	40.6	19	18	8	45	13.5	54.1	63.64705882
12	MEGHA	40	24	64	44.8	19	19	9	47	14.1	58.9	69.29411765
13	MEGHA KALYANI	39	24	63	44.1	19	19	9	47	14.1	58.2	68.47058824
14	MOHD FAISAL	35	23	58	40.6	17	18	9	44	13.2	53.8	63.29411765
15	MOHD MAROOF	31	23	54	37.8	17	17	8	42	12.6	50.4	59.29411765
16	MOHIT KUMAR	35	21	56	39.2	18	18	9	45	13.5	52.7	62
17	MOHIT KUMAR	30	20	50	35	18	17	8	43	12.9	47.9	56.35294118
18	NIDHI RANI	37	24	61	42.7	17	17	8	42	12.6	55.3	65.05882353
19	RISHABH CHAUDHARY	45	24	69	48.3	19	18	9	46	13.8	62.1	73.05882353
20	ROHIT KUMAR	38	23	61	42.7	19	19	9	47	14.1	56.8	66.82352941
21	SAHIL RASHID	39	22	61	42.7	16	17	8	41	12.3	55	64.70588235
22	SAPNA KUMARI	33	20	53	37.1	18	16	9	43	12.9	50	58.82352941
23	SAURABH SHARMA	46	24	70	49	19	19	9	47	14.1	63.1	74.23529412
24	SHABNAM	27	23	50	35	19	19	9	47	14.1	49.1	57.76470588
25	UTKARSH	35	24	59	41.3	19	19	9	47	14.1	55.4	65.17647059
26	VANDANA KUMARI	46	24	70	49	18	19	9	46	13.8	62.8	73.88235294
27	VASU	35	22	57	39.9	19	18	8	46	13.8	53.7	63.17647059
28	VIJAY KABEER	23	19	42	29.4	18	18	8	46	13.8	43.2	50.82352941
29	ZABINAZ	44	24	68	47.6	18	18	8	44	13.2	60.8	71.52941176



Handwritten signature or initials in blue ink.

SHRI RAM COLLEGE, MUZAFFARNAGAR

Journalism & Mass Communication

Session: 2019-2020

Name of Programme.....BJMC- IV th Sem.....

Name of Course/ Subject - Social Media
Assessment of Students

S.NO	Student Name	External Marks (A)	Internal Marks (B) Class Test/ Unit Test Sessional Test	Total Direct Assessment (A+B)=C 100	70 % of C =(D) 70	Indirect Assessment			Total of Indirect Assessment (E) 50	30 % of E = (F) 15	Total Assessment (D+F)=G 85	Percentage of Marks out of 85 G*100/85
						Assignment 20	Attendance 20	Behaviour / Attitude 10				
1	ANJALI	26	20	46	32.2	18	17	8	43	12.9	45.1	53.05882353
2	ANSHIKA TYAGI	38	23	61	42.7	18	17	9	44	13.2	55.9	65.76470588
3	ARCHIT	38	24	62	43.4	18	18	9	45	13.5	56.9	66.94117647
4	ASHIF	29	22	51	35.7	19	19	9	47	14.1	49.8	58.58823529
5	BILAL AHMAD	19	23	42	29.4	19	19	9	47	14.1	49.8	58.58823529
6	DEEPA WALIA	31	20	51	35.7	19	19	7	41	12.3	50.1	58.94117647
7	GOPI SAINI	32	22	54	37.8	17	17	9	46	13.8	59.3	69.76470588
8	KESAR	41	24	65	45.5	19	18	9	46	13.8	59.3	69.76470588
9	KHILADI	33	23	56	39.2	16	17	8	41	12.3	51.5	60.58823529
10	KIRTI	28	21	49	34.3	19	18	9	46	13.8	48.1	56.58823529
11	LOVE KUSH	37	21	58	40.6	19	18	8	45	13.5	54.1	63.64705882
12	MEGHA	40	24	64	44.8	19	19	9	47	14.1	58.9	69.29411765
13	MEGHA KALYANI	39	24	63	44.1	19	19	9	47	14.1	58.2	68.47058824
14	MOHD FAISAL	35	23	58	40.6	17	18	9	44	13.2	53.8	63.29411765
15	MOHD MAROOF	31	23	54	37.8	17	17	8	42	12.6	50.4	59.29411765
16	MOHIT KUMAR	35	21	56	39.2	18	18	9	45	13.5	52.7	62
17	MOHIT KUMAR	30	20	50	35	18	17	8	43	12.9	47.9	56.35294118
18	NIDHI RANI	37	24	61	42.7	17	17	8	42	12.6	55.3	65.05882353
19	RISHABH CHAUDHARY	45	24	69	48.3	19	18	9	46	13.8	62.1	73.05882353
20	ROHIT KUMAR	38	23	61	42.7	19	19	9	47	14.1	56.8	66.82352941
21	SAHIL RASHID	39	22	61	42.7	16	17	8	41	12.3	55	64.70588235
22	SAPNA KUMARI	33	20	53	37.1	18	16	9	43	12.9	50	58.82352941
23	SAURABH SHARMA	46	24	70	49	19	19	9	47	14.1	63.1	74.23529412
24	SHABNAM	27	23	50	35	19	19	9	47	14.1	49.1	57.76470588
25	UTKARSH	35	24	59	41.3	19	19	9	47	14.1	55.4	65.17647059
26	VANDANA KUMARI	46	24	70	49	18	19	9	46	13.8	62.8	73.88235294
27	VASU	35	22	57	39.9	19	18	9	46	13.8	53.7	63.17647059
28	VIJAY KABEER	23	19	42	29.4	18	19	9	46	13.8	43.2	50.82352941
29	ZABINAZ	44	24	68	47.6	18	18	8	44	13.2	60.8	71.52941176



Signature

SHRI RAM COLLEGE, MUZAFFARNAGAR

Journalism & Mass Communication


Session: 2019-2020

Name of Programme.....BJMC- IV th Sem.....

Name of Course/ Subject - Public Relations and Corporate Communication

Assessment of Students

S.NO	Student Name	External Marks (A)	Internal Marks (B) Class Test/ Unit Test Sessional Test	Total Direct Assessment (A+B)=C 100	70 % of C =(D) 70	Indirect Assessment			Total of Indirect Assessment (E) 50	30 % of E = (F) 15	Total Assessment (D+F)=G 85	Percentage of Marks out of 85 G*100/85
						Assignment 20	Attendance 20	Behaviour / Attitude 10				
1	ANJALI	26	20	46	32.2	18	17	8	43	12.9	45.1	53.05882353
2	ANSHIKA TYAGI	38	23	61	42.7	18	17	9	44	13.2	55.9	65.76470588
3	ARCHIT	38	24	62	43.4	18	18	9	45	13.5	56.9	66.94117647
4	ASHIF	29	22	51	35.7	19	19	9	47	14.1	49.8	58.58823529
5	BILAL AHMAD	19	23	42	29.4	19	19	9	47	14.1	43.5	51.17647059
6	DEEPA WALIA	31	20	51	35.7	19	19	9	47	14.1	49.8	58.58823529
7	GOPI SAINI	32	22	54	37.8	17	17	7	41	12.3	50.1	58.94117647
8	KESAR	41	24	65	45.5	19	18	9	46	13.8	59.3	69.76470588
9	KHILADI	33	23	56	39.2	16	17	8	41	12.3	51.5	60.58823529
10	KIRTI	28	21	49	34.3	19	18	9	46	13.8	48.1	56.58823529
11	LOVE KUSH	37	21	58	40.6	19	18	8	45	13.5	54.1	63.64705882
12	MEGHA	40	24	64	44.8	19	19	9	47	14.1	58.9	69.29411765
13	MEGHA KALYANI	39	24	63	44.1	19	19	9	47	14.1	58.2	68.47058824
14	MOHD FAISAL	35	23	58	40.6	17	18	9	44	13.2	53.8	63.29411765
15	MOHD MAROOF	31	23	54	37.8	17	17	8	42	12.6	50.4	59.29411765
16	MOHIT KUMAR	35	21	56	39.2	18	18	9	45	13.5	52.7	62
17	MOHIT KUMAR	30	20	50	35	18	17	8	43	12.9	47.9	56.35294118
18	NIDHI RANI	37	24	61	42.7	17	17	8	42	12.6	55.3	65.05882353
19	RISHABH CHAUDHARY	45	24	69	48.3	19	18	9	46	13.8	62.1	73.05882353
20	ROHIT KUMAR	38	23	61	42.7	19	19	9	47	14.1	56.8	66.82352941
21	SAHIL RASHID	39	22	61	42.7	16	17	8	41	12.3	55	64.70588235
22	SAPNA KUMARI	33	20	53	37.1	18	16	9	43	12.9	50	58.82352941
23	SAURABH SHARMA	46	24	70	49	19	19	9	47	14.1	63.1	74.23529412
24	SHABNAM	27	23	50	35	19	19	9	47	14.1	49.1	57.76470588
25	UTKARSH	35	24	59	41.3	19	19	9	47	14.1	55.4	65.17647059
26	VANDANA KUMARI	46	24	70	49	18	19	9	46	13.8	62.8	73.88235294
27	VASU	35	22	57	39.9	19	18	9	46	13.8	53.7	63.17647059
28	VIJAY KABEER	23	19	42	29.4	18	19	9	46	13.8	43.2	50.82352941
29	ZABINAZ	44	24	68	47.6	18	18	8	44	13.2	60.8	71.52941176



Surk

SHRI RAM COLLEGE, MUZAFFARNAGAR

Journalism & Mass Communication


Session: 2019-2020

Name of Programme.....BJMC- IV th Sem.....

Name of Course/ Subject - Electronic Media-II (Television)

Assessment of Students

S.NO	Student Name	External Marks (A)	Internal Marks (B) Class Test/ Unit Test Sessional Test	Total Direct Assessment (A+B)=C 100	70 % of C =(D) 70	Indirect Assessment			Total of Indirect Assessment (E) 50	30 % of E = (F) 15	Total Assessment (D+F)=G 85	Percentage of Marks out of 85 G*100/85
						Assignment 20	Attendance 20	Behaviour / Attitude 10				
1	ANJALI	26	20	46	32.2	18	17	8	43	12.9	45.1	53.05882353
2	ANSHIKA TYAGI	38	23	61	42.7	18	17	9	44	13.2	55.9	65.76470588
3	ARCHIT	38	24	62	43.4	18	18	9	45	13.5	56.9	66.94117647
4	ASHIF	29	22	51	35.7	19	19	9	47	14.1	49.8	58.58823529
5	BILAL AHMAD	19	23	42	29.4	19	19	9	47	14.1	43.5	51.17647059
6	DEEPA WALIA	31	20	51	35.7	19	19	9	47	14.1	49.8	58.58823529
7	GOPI SAINI	32	22	54	37.8	17	17	7	41	12.3	50.1	58.94117647
8	KESAR	41	24	65	45.5	19	18	9	46	13.8	59.3	69.76470588
9	KHILADI	33	23	56	39.2	16	17	8	41	12.3	51.5	60.58823529
10	KIRTI	28	21	49	34.3	19	18	9	46	13.8	48.1	56.58823529
11	LOVE KUSH	37	21	58	40.6	19	18	8	45	13.5	54.1	63.64705882
12	MEGHA	40	24	64	44.8	19	19	9	47	14.1	58.9	69.29411765
13	MEGHA KALYANI	39	24	63	44.1	19	19	9	47	14.1	58.2	68.47058824
14	MOHD FAISAL	35	23	58	40.6	17	18	9	44	13.2	53.8	63.29411765
15	MOHD MAROOF	31	23	54	37.8	17	17	8	42	12.6	50.4	59.29411765
16	MOHIT KUMAR	35	21	56	39.2	18	18	9	45	13.5	52.7	62
17	MOHIT KUMAR	30	20	50	35	18	17	8	43	12.9	47.9	56.35294118
18	NIDHI RANI	37	24	61	42.7	17	17	8	42	12.6	55.3	65.05882353
19	RISHABH CHAUDHARY	45	24	69	48.3	19	18	9	46	13.8	62.1	73.05882353
20	ROHIT KUMAR	38	23	61	42.7	19	19	9	47	14.1	56.8	66.82352941
21	SAHIL RASHID	39	22	61	42.7	16	17	8	41	12.3	55	64.70588235
22	SAPNA KUMARI	33	20	53	37.1	18	16	9	43	12.9	50	58.82352941
23	SAURABH SHARMA	46	24	70	49	19	19	9	47	14.1	63.1	74.23529412
24	SHABNAM	27	23	50	35	19	19	9	47	14.1	49.1	57.76470588
25	UTKARSH	35	24	59	41.3	19	19	9	47	14.1	55.4	65.17647059
26	VANDANA KUMARI	46	24	70	49	18	19	9	46	13.8	62.8	73.88235294
27	VASU	35	22	57	39.9	19	18	9	46	13.8	53.7	63.17647059
28	VIJAY KABEER	23	19	42	29.4	18	18	9	46	13.8	43.2	50.82352941
29	ZABINAZ	44	24	68	47.6	18	18	9	44	13.2	60.8	71.52941176



Signature
25/5/19

SHRI RAM COLLEGE, MUZAFFARNAGAR

Journalism & Mass Communication

Session: 2020-2021

Name of Programme.....BJMC- V th Sem.....

Name of Course/ Subject - Advertising

Assessment of Students

S.NO	Student Name	External Marks (A)	Internal Marks (B) Class Test/ Unit Test Sessional Test	Total Direct Assessment (A+B)=C 100	70 % of C =(D) 70	Indirect Assessment			Total of Indirect Assessment (E) 50	30 % of E = (F) 15	Total Assessment (D+F)=G 85	Percentage of Marks out of 85 G*100/85
						Assignment 20	Attendance 20	Behaviour / Attitude 10				
1	ANSHIKA TYAGI	50	24	74	51.8	18	17	8	43	12.9	64.7	76.11764706
2	ARCHIT	45	24	69	48.3	18	17	9	44	13.2	61.5	72.35294118
3	BILAL AHMAD	32	20	52	36.4	18	18	9	45	13.5	49.9	58.70588235
4	DEEPA WALIA	35	21	56	39.2	19	19	9	47	14.1	53.3	62.70588235
5	GOPI SAINI	40	21	61	42.7	19	19	9	47	14.1	56.8	66.82352941
6	KESAR	44	24	68	47.6	19	19	9	47	14.1	61.7	72.58823529
7	KHILADI	35	23	58	40.6	17	17	7	41	12.3	52.9	62.23529412
8	KIRTI	37	24	61	42.7	19	18	9	46	13.8	56.5	66.47058824
9	LOVE KUSH	33	23	56	39.2	16	17	8	41	12.3	51.5	60.58823529
10	MEGHA	41	24	65	45.5	19	18	9	46	13.8	59.3	69.76470588
11	MEGHA KALYANI	31	23	54	37.8	19	18	8	45	13.5	51.3	60.35294118
12	MOHD FAISAL	32	20	52	36.4	19	19	9	47	14.1	50.5	59.41176471
13	MOHD MAROOF	37	24	61	42.7	19	19	9	47	14.1	56.8	66.82352941
14	MOHIT KUMAR	31	20	51	35.7	17	18	9	44	13.2	48.9	57.52941176
15	MOHIT KUMAR	26	20	46	32.2	17	17	8	42	12.6	44.8	52.70588235
16	NIDHI RANI	39	24	63	44.1	18	18	9	45	13.5	57.6	67.76470588
17	RISHABH CHAUDHARY	42	24	66	46.2	18	17	8	43	12.9	59.1	69.52941176
18	ROHIT KUMAR	40	24	64	44.8	17	17	8	42	12.6	57.4	67.52941176
19	SAHIL RASHID	39	20	59	41.3	19	18	9	46	13.8	55.1	64.82352941
20	SAPNA KUMARI	42	21	63	44.1	19	19	9	47	14.1	58.2	68.47058824
21	SAURABH SHARMA	50	24	74	51.8	16	17	8	41	12.3	64.1	75.41176471
22	SHABNAM	33	21	54	37.8	18	16	9	43	12.9	50.7	59.64705882
23	UTKARSH	44	24	68	47.6	19	19	9	47	14.1	61.7	72.58823529
24	VANDANA KUMARI	45	24	69	48.3	19	19	9	47	14.1	62.4	73.41176471
25	VASU	33	20	53	37.1	19	19	9	47	14.1	51.2	60.23529412
26	VIJAY KABEER	14	21	35	24.5	18	19	9	46	13.8	38.3	45.05882353
27	ZABINAZ	49	24	73	51.1	19	18	9	46	13.8	64.9	76.35294118



Vijay

SHRI RAM COLLEGE, MUZAFFARNAGAR

Journalism & Mass Communication

Session: 2020-2021

Name of Programme.....BJMC- V th Sem.....

Name of Course/ Subject - Development Communication
Assessment of Students

S.NO	Student Name	External Marks (A)	Internal Marks (B) Class Test/ Unit Test Sessional Test	Total Direct Assessment (A+B)=C 100	70 % of C =(D) 70	Indirect Assessment			Total of Indirect Assessment (E) 50	30 % of E = (F) 15	Total Assessment (D+F)=G 85	Percentage of Marks out of 85 G*100/85
						Assignment 20	Attendance 20	Behaviour / Attitude 10				
1	ANSHIKA TYAGI	44	25	69	48.3	18	17	8	43	12.9	61.2	72
2	ARCHIT	35	24	59	41.3	18	17	9	44	13.2	54.5	64.11764706
3	BILAL AHMAD	29	21	50	35	18	18	9	45	13.5	48.5	57.05882353
4	DEEPA WALIA	32	22	54	37.8	19	19	9	47	14.1	51.9	61.05882353
5	GOPI SAINI	50	20	70	49	19	19	9	47	14.1	63.1	74.23529412
6	KESAR	50	25	75	52.5	19	19	9	47	14.1	66.6	78.35294118
7	KHILADI	36	22	58	40.6	17	17	7	41	12.3	52.9	62.23529412
8	KIRTI	45	23	68	47.6	19	18	9	46	13.8	61.4	72.23529412
9	LOVE KUSH	45	22	67	46.9	16	17	8	41	12.3	59.2	69.64705882
10	MEGHA	52	24	76	53.2	19	18	9	46	13.8	67	78.82352941
11	MEGHA KALYANI	38	24	62	43.4	19	18	8	45	13.5	56.9	66.94117647
12	MOHD FAISAL	33	21	54	37.8	19	19	9	47	14.1	51.9	61.05882353
13	MOHD MAROOF	28	24	52	36.4	19	19	9	47	14.1	50.5	59.41176471
15	MOHIT KUMAR	34	21	55	38.5	17	17	8	42	12.6	51.1	60.11764706
14	MOHIT KUMAR	33	21	54	37.8	17	18	9	44	13.2	51	60
16	NIDHI RANI	52	25	77	53.9	18	18	9	45	13.5	67.4	79.29411765
17	RISHABH CHAUDHARY	45	25	70	49	18	17	8	43	12.9	61.9	72.82352941
18	ROHIT KUMAR	46	25	71	49.7	17	17	8	42	12.6	62.3	73.29411765
19	SAHIL RASHID	51	20	71	49.7	19	18	9	46	13.8	63.5	74.70588235
20	SAPNA KUMARI	27	22	49	34.3	19	19	9	47	14.1	48.4	56.94117647
21	SAURABH SHARMA	36	25	61	42.7	16	17	8	41	12.3	55	64.70588235
22	SHABNAM	36	22	58	40.6	18	16	9	43	12.9	53.5	62.94117647
23	UTKARSH	46	24	70	49	19	19	9	47	14.1	63.1	74.23529412
24	VANDANA KUMARI	47	24	71	49.7	19	19	9	47	14.1	63.8	75.05882353
25	VASU	45	21	66	46.2	19	19	9	47	14.1	60.3	70.94117647
26	VIJAY KABEER	17	20	37	25.9	18	19	9	46	13.8	39.7	46.70588235
27	ZABINAZ	54	24	78	54.6	19	18	9	46	13.8	68.4	80.47058824



Vaishali

SHRI RAM COLLEGE, MUZAFFARNAGAR

Journalism & Mass Communication

Session: 2020-2021

Name of Programme.....BJMC- V th Sem.....

Name of Course/ Subject - Mass Media Writing Skills
Assessment of Students

S.NO	Student Name	External Marks (A)	Internal Marks (B) Class Test/ Unit Test Sessional Test	Total Direct Assessment (A+B)=C 100	70 % of C =(D) 70	Indirect Assessment			Total of Indirect Assessment (E) 50	30 % of E = (F) 15	Total Assessment (D+F)=G 85	Percentage of Marks out of 85 G*100/85
						Assignment 20	Attendance 20	Behaviour / Attitude 10				
1	ANSHIKA TYAGI	50	25	75	52.5	18	17	8	43	12.9	65.4	76.94117647
2	ARCHIT	39	25	64	44.8	18	17	9	44	13.2	58	68.23529412
3	BILAL AHMAD	33	20	53	37.1	18	18	9	45	13.5	50.6	59.52941176
4	DEEPA WALIA	44	21	65	45.5	19	19	9	47	14.1	59.6	70.11764706
5	GOPI SAINI	50	22	72	50.4	19	19	9	47	14.1	64.5	75.88235294
6	KESAR	59	25	84	58.8	19	19	9	47	14.1	72.9	85.76470588
7	KHILADI	26	23	49	34.3	17	17	7	41	12.3	46.6	54.82352941
8	KIRTI	34	23	57	39.9	19	18	9	46	13.8	53.7	63.17647059
9	LOVE KUSH	43	22	65	45.5	16	17	8	41	12.3	57.8	68
10	MEGHA	54	25	79	55.3	19	18	9	46	13.8	69.1	81.29411765
11	MEGHA KALYANI	50	24	74	51.8	19	18	8	45	13.5	65.3	76.82352941
12	MOHD FAISAL	33	20	53	37.1	19	19	9	47	14.1	51.2	60.23529412
13	MOHD MAROOF	41	23	64	44.8	19	19	9	47	14.1	58.9	69.29411765
14	MOHIT KUMAR	44	21	65	45.5	17	18	9	44	13.2	58.7	69.05882353
15	MOHIT KUMAR	40	20	60	42	17	17	8	42	12.6	54.6	64.23529412
16	MOHIT KUMAR	40	20	60	42	17	17	8	42	12.6	54.6	64.23529412
17	NIDHI RANI	36	25	61	42.7	18	18	9	45	13.5	56.2	66.11764706
18	RISHABH CHAUDHARY	42	24	66	46.2	18	17	8	43	12.9	59.1	69.52941176
19	ROHIT KUMAR	45	25	70	49	17	17	8	42	12.6	61.6	72.47058824
20	SAHIL RASHID	54	20	74	51.8	19	18	9	46	13.8	65.6	77.17647059
21	SAHIL RASHID	54	20	74	51.8	19	18	9	46	13.8	65.6	77.17647059
22	SAHIL RASHID	54	20	74	51.8	19	18	9	46	13.8	65.6	77.17647059
23	SAHIL RASHID	54	20	74	51.8	19	18	9	46	13.8	65.6	77.17647059
24	SAHIL RASHID	54	20	74	51.8	19	18	9	46	13.8	65.6	77.17647059
25	SAHIL RASHID	54	20	74	51.8	19	18	9	46	13.8	65.6	77.17647059
26	SAHIL RASHID	54	20	74	51.8	19	18	9	46	13.8	65.6	77.17647059
27	SAHIL RASHID	54	20	74	51.8	19	18	9	46	13.8	65.6	77.17647059



Yes

SHRI RAM COLLEGE, MUZAFFARNAGAR

Journalism & Mass Communication

Session: 2020-2021

Name of Programme.....BJMC- V th Sem.....

Name of Course/ Subject - Digital Journalism
Assessment of Students

S.NO	Student Name	External Marks (A)	Internal Marks (B) Class Test/ Unit Test Sessional Test	Total Direct Assessment (A+B)=C 100	70 % of C =(D) 70	Indirect Assessment			Total of Indirect Assessment (E) 50	30 % of E = (F) 15	Total Assessment (D+F)=G 85	Percentage of Marks out of 85 G*100/85
						Assignment 20	Attendance 20	Behaviour / Attitude 10				
1	ANSHIKA TYAGI	60	24	84	58.8	18	17	8	43	12.9	71.7	84.35294118
2	ARCHIT	36	25	61	42.7	18	17	9	44	13.2	55.9	65.76470588
3	BILAL AHMAD	28	20	48	33.6	18	18	9	45	13.5	47.1	55.41176471
4	DEEPA WALIA	29	22	51	35.7	19	19	9	47	14.1	49.8	58.58823529
5	GOPI SAINI	49	21	70	49	19	19	9	47	14.1	63.1	74.23529412
6	KESAR	52	24	76	53.2	19	19	9	47	14.1	67.3	79.17647059
7	KHILADI	45	22	67	46.9	17	17	7	41	12.3	59.2	69.64705882
8	KIRTI	45	21	66	46.2	19	18	9	46	13.8	60	70.58823529
9	LOVE KUSH	40	21	61	42.7	16	17	8	41	12.3	55	64.70588235
10	MEGHA	49	25	74	51.8	19	18	9	46	13.8	65.6	77.17647059
11	MEGHA KALYANI	45	23	68	47.6	19	18	8	45	13.5	61.1	71.88235294
12	MOHD FAISAL	38	20	58	40.6	19	19	9	47	14.1	54.7	64.35294118
13	MOHD MAROOF	36	23	59	41.3	19	19	9	47	14.1	55.4	65.17647059
14	MOHIT KUMAR	36	20	56	39.2	17	18	9	44	13.2	52.4	61.64705882
15	MOHIT KUMAR	32	21	53	37.1	17	17	8	42	12.6	49.7	58.47058824
16	NIDHI RANI	54	24	78	54.6	18	18	8	45	13.5	68.1	80.11764706
17	RISHABH CHAUDHARY	47	25	72	50.4	18	17	8	43	12.9	63.3	74.47058824
18	ROHIT KUMAR	52	24	76	53.2	17	17	8	42	12.6	65.8	77.41176471
19	SAHIL RASHID	54	21	75	52.5	19	18	9	46	13.8	66.3	78
20	SAPNA KUMARI	42	22	64	44.8	19	19	9	47	14.1	58.9	69.29411765
21	SAURABH SHARMA	45	24	69	48.3	16	17	8	41	12.3	60.6	71.29411765
22	SHABNAM	42	22	64	44.8	18	16	9	43	12.9	57.7	67.88235294
23	UTKARSH	42	24	66	46.2	19	19	9	47	14.1	60.3	70.94117647
24	VANDANA KUMARI	47	25	72	50.4	19	19	9	47	14.1	64.5	75.88235294
25	VASU	52	21	73	51.1	19	19	9	47	14.1	65.2	76.70588235
26	VIJAY KABEER	13	21	34	23.8	18	19	9	46	13.8	37.6	44.23529412
27	ZABINAZ	68	25	93	65.1	19	18	9	46	13.8	78.9	92.82352941



Page

SHRI RAM COLLEGE, MUZAFFARNAGAR

Department Journalism & Mass Communication

Session: 2019-20

Name of Programme.....MJMC- I Sem.....

Name of Course/ Subject - Communication Concept and Process

Assessment of Students

S.NO	Student Name	External Marks (A)	Internal Marks (B) Class Test/ Unit Test Sessional Test	Total Direct Assessment (A+B)=C 100	70 % of C =(D) 70	Indirect Assessment			Total of Indirect Assessment (E) 50	30 % of E = (F) 15	Total Assessment (D+F)=G 85	Percentage of Marks out of 85 G*100/85
						Assignment 20	Attendance 20	Behaviour / Attitude 10				
1	AKHILESH VERMA	30	47	77	53.9	19	19	9	47	14.1	68	80
2	ANJALI UTTREJA	43	48	91	63.7	18	19	9	46	13.8	77.5	91.17647059
3	AYUSHI AGGARWAL	42	47	89	62.3	18	19	9	46	13.8	76.1	89.52941176
4	CHINU BALIYAN	34	48	82	57.4	16	17	8	41	12.3	69.7	82
5	HARSHVARDHAN SHARMA	27	47	74	51.8	17	17	8	42	12.6	64.4	75.76470588
6	MOHD MUZAMMIL RAJPUT	36	47	83	58.1	18	19	9	46	13.8	71.9	84.58823529
7	MOHD SUHAIL	29	45	74	51.8	17	18	8	43	12.9	64.7	76.11764706
8	NAVNEESH BHARDWAJ	38	48	86	60.2	19	19	8	46	13.8	74	87.05882353
9	NIKHIL	24	47	71	49.7	19	17	8	44	13.2	62.9	74
10	RAIS MOHAMMAD	35	48	83	58.1	18	18	8	44	13.2	71.3	83.88235294
11	SACHIN KUMAR	31	48	79	55.3	19	18	9	46	13.8	69.1	81.29411765
12	SHAMBHAVI TAYAL	26	48	74	51.8	18	19	9	46	13.8	65.6	77.17647059
13	SHIVAM VERMA	29	46	75	52.5	17	17	8	42	12.6	65.1	76.58823529
14	VASUNDHRA	33	48	81	56.7	18	19	9	46	13.8	70.5	82.94117647
15	VIBHOR KUMAR	29	48	77	53.9	19	19	9	47	14.1	68	80



Tarun

SHRI RAM COLLEGE, MUZAFFARNAGAR

Department Journalism & Mass Communication

Session: 2019-20

Name of Programme.....MJMC- I Sem.....

Name of Course/ Subject - Fundamental of Computer

Assessment of Students

S.NO	Student Name	External Marks (A)	Internal Marks (B) Class Test/ Unit Test Sessional Test	Total Direct Assessment (A+B)=C 100	70 % of C =(D) 70	Indirect Assessment			Total of Indirect Assessment (E) 50	30 % of E = (F) 15	Total Assessment (D+F)=G 85	Percentage of Marks out of 85 G*100/85
						Assignment 20	Attendance 20	Behaviour / Attitude 10				
1	AKHILESH VERMA	27	47	74	51.8	19	19	9	47	14.1	65.9	77.52941176
2	ANJALI UTTREJA	35	47	82	57.4	18	19	9	46	13.8	71.2	83.76470588
3	AYUSHI AGGARWAL	35	48	83	58.1	19	19	9	47	14.1	72.2	84.94117647
4	CHINU BALIYAN	31	47	78	54.6	16	17	8	41	12.3	66.9	78.70588235
5	HARSHVARDHAN SHARMA	20	48	68	47.6	18	18	8	44	13.2	60.8	71.52941176
6	MOHD MUZAMMIL RAJPUT	26	48	74	51.8	18	19	8	45	13.5	65.3	76.82352941
7	MOHD SUHAIL	27	42	69	48.3	17	19	8	44	13.2	61.5	72.35294118
8	NAVNEESH BHARDWAJ	29	48	77	53.9	19	19	9	47	14.1	68	80
9	NIKHIL	21	45	66	46.2	19	17	8	44	13.2	59.4	69.88235294
10	RAIS MOHAMMAD	29	47	76	53.2	19	17	8	44	13.2	66.4	78.11764706
11	SACHIN KUMAR	22	47	69	48.3	19	18	9	46	13.8	62.1	73.05882353
12	SHAMBHAVI TAYAL	28	48	76	53.2	18	19	9	46	13.8	67	78.82352941
13	SHIVAM VERMA	31	39	70	49	17	17	8	42	12.6	61.6	72.47058824
14	VASUNDHRA	34	47	81	56.7	18	19	9	46	13.8	70.5	82.94117647
15	VIBHOR KUMAR	21	47	68	47.6	19	19	9	47	14.1	61.7	72.58823529



Handwritten signature

SHRI RAM COLLEGE, MUZAFFARNAGAR
Department Journalism & Mass Communication

Session: 2019-20

Name of Programme.....MJMC- I Sem.....

Name of Course/ Subject - History of Press Media Law & Ethics
Assessment of Students

S.NO	Student Name	External Marks (A)	Internal Marks (B) Class Test/ Unit Test Sessional Test	Total Direct Assessment (A+B)=C 100	70 % of C =(D) 70	Indirect Assessment			Total of Indirect Assessment (E) 50	30 % of E = (F) 15	Total Assessment (D+F)=G 85	Percentage of Marks out of 85 G*100/85
						Assignment 20	Attendance 20	Behaviour / Attitude 10				
1	AKHILESH VERMA	24	48	72	50.4	19	19	9	47	14.1	64.5	75.88235294
2	ANJALI UTTREJA	45	48	93	65.1	18	19	9	46	13.8	78.9	92.82352941
3	AYUSHI AGGARWAL	43	47	90	63	19	19	9	47	14.1	77.1	90.70588235
4	CHINU BALIYAN	27	47	74	51.8	16	17	8	41	12.3	64.1	75.41176471
5	HARSHVARDHAN SHARMA	16	48	64	44.8	18	17	9	44	13.2	58	68.23529412
6	MOHD MUZAMMIL RAJPUT	28	47	75	52.5	18	19	9	46	13.8	66.3	78
7	MOHD SUHAIL	27	43	70	49	17	18	8	43	12.9	61.9	72.82352941
8	NAVNEESH BHARDWAJ	37	47	84	58.8	19	19	9	47	14.1	72.9	85.76470588
9	NIKHIL	21	45	66	46.2	18	17	8	43	12.9	59.1	69.52941176
10	RAIS MOHAMMAD	32	46	78	54.6	18	17	8	43	12.9	67.5	79.41176471
11	SACHIN KUMAR	30	48	78	54.6	19	18	8	45	13.5	68.1	80.11764706
12	SHAMBHAVI TAYAL	21	47	68	47.6	18	19	9	46	13.8	61.4	72.23529412
13	SHIVAM VERMA	25	47	72	50.4	17	17	8	42	12.6	63	74.11764706
14	VASUNDHRA	29	47	76	53.2	18	19	9	46	13.8	67	78.82352941
15	VIBHOR KUMAR	26	48	74	51.8	19	19	9	47	14.1	65.9	77.52941176



Signature
Supty

SHRI RAM COLLEGE, MUZAFFARNAGAR

Department Journalism & Mass Communication

Session: 2019-20

Name of Programme.....MJMC- I Sem.....

Name of Course/ Subject - Social and Political System of India

Assessment of Students

S.NO	Student Name	External Marks (A)	Internal Marks (B) Class Test/ Unit Test Sessional Test	Total Direct Assessment (A+B)=C 100	70 % of C =(D) 70	Indirect Assessment			Total of Indirect Assessment (E) 50	30 % of E = (F) 15	Total Assessment (D+F)=G 85	Percentage of Marks out of 85 G*100/85
						Assignment 20	Attendance 20	Behaviour / Attitude 10				
1	AKHILESH VERMA	19	48	67	46.9	19	19	9	47	14.1	61	71.76470588
2	ANJALI UTTREJA	42	47	89	62.3	18	19	9	46	13.8	76.1	89.52941176
3	AYUSHI AGGARWAL	39	48	87	60.9	19	19	9	47	14.1	75	88.23529412
4	CHINU BALIYAN	18	48	66	46.2	16	17	8	41	12.3	58.5	68.82352941
5	HARSHVARDHAN SHARMA	18	47	65	45.5	18	17	8	43	12.9	58.4	68.70588235
6	MOHD MUZAMMIL RAJPUT	21	47	68	47.6	18	19	9	46	13.8	61.4	72.23529412
7	MOHD SUHAIL	24	41	65	45.5	17	18	8	43	12.9	58.4	68.70588235
8	NAVNEESH BHARDWAJ	29	47	76	53.2	19	19	9	47	14.1	67.3	79.17647059
9	NIKHIL	13	46	59	41.3	19	17	8	44	13.2	54.5	64.11764706
10	RAIS MOHAMMAD	20	45	65	45.5	18	17	8	43	12.9	58.4	68.70588235
11	SACHIN KUMAR	20	46	66	46.2	19	18	9	46	13.8	60	70.58823529
12	SHAMBHAVI TAYAL	26	47	73	51.1	18	19	9	46	13.8	64.9	76.35294118
13	SHIVAM VERMA	20	46	66	46.2	17	17	8	42	12.6	58.8	69.17647059
14	VASUNDHRA	34	48	82	57.4	18	19	9	46	13.8	71.2	83.76470588
15	VIBHOR KUMAR	24	47	71	49.7	19	19	9	47	14.1	63.8	75.05882353



Vaishali

SHRI RAM COLLEGE, MUZAFFARNAGAR
Department Journalism & Mass Communication

Session: 2019-20

Name of Programme.....MJMC- II Sem.....

Name of Course/ Subject - Development and International Communication
Assessment of Students

S.NO	Student Name	External Marks (A)	Internal Marks (B) Class Test/ Unit Test Sessional Test	Total Direct Assessment (A+B)=C 100	70 % of C =(D) 70	Indirect Assessment			Total of Indirect Assessment (E) 50	30 % of E =(F) 15	Total Assessment (D+F)=G 85	Percentage of Marks out of 85 G*100/85
						Assignment 20	Attendance 20	Behaviour / Attitude 10				
1	AKHILESH VERMA	25	48	73	51.1	19	19	9	47	14.1	65.2	76.70588235
2	ANJALI UTTREJA	42	48	90	63	18	19	9	46	13.8	76.8	90.35294118
3	AYUSHI AGGARWAL	40	48	88	61.6	19	19	9	47	14.1	75.7	89.05882353
4	CHINU BALIYAN	28	48	76	53.2	16	17	8	41	12.3	65.5	77.05882353
5	HARSHVARDHAN SHARMA	21	48	69	48.3	18	17	9	44	13.2	61.5	72.35294118
6	MOHD MUZAMMIL RAJPUT	28	48	76	53.2	18	19	9	46	13.8	67	78.82352941
7	MOHD SUHAIL	27	43	70	49	17	18	8	43	12.9	61.9	72.82352941
8	NAVNEESH BHARDWAJ	34	48	82	57.4	19	19	9	47	14.1	71.5	84.11764706
9	NIKHIL	20	46	66	46.2	18	17	8	43	12.9	59.1	69.52941176
10	RAIS MOHAMMAD	29	47	76	53.2	18	17	8	43	12.9	66.1	77.76470588
11	SACHIN KUMAR	26	48	74	51.8	19	18	8	45	13.5	65.3	76.82352941
12	SHAMBHAVI TAYAL	26	48	74	51.8	18	19	9	46	13.8	65.6	77.17647059
13	SHIVAM VERMA	27	47	74	51.8	17	17	8	42	12.6	64.4	75.76470588
14	VASUNDHRA	33	48	81	56.7	18	19	9	46	13.8	70.5	82.94117647
15	VIBHOR KUMAR	25	48	73	51.1	19	19	9	47	14.1	65.2	76.70588235



Tarun

SHRI RAM COLLEGE, MUZAFFARNAGAR
Department Journalism & Mass Communication

Session: 2019-20

Name of Programme.....MJMC- II Sem.....

Name of Course/ Subject - Print Journalism - I (Reporting)
Assessment of Students

S.NO	Student Name	External Marks (A)	Internal Marks (B) Class Test/ Unit Test Sessional Test	Total Direct Assessment (A+B)=C 100	70 % of C =(D) 70	Indirect Assessment			Total of Indirect Assessment (E) 50	30 % of E = (F) 15	Total Assessment (D+F)=G 85	Percentage of Marks out of 85 G*100/85
						Assignment 20	Attendance 20	Behaviour / Attitude 10				
1	AKHILESH VERMA	25	48	73	51.1	19	19	9	47	14.1	65.2	76.70588235
2	ANJALI UTTREJA	42	48	90	63	18	19	9	46	13.8	76.8	90.35294118
3	AYUSHI AGGARWAL	40	48	88	61.6	19	19	9	47	14.1	75.7	89.05882353
4	CHINU BALIYAN	28	48	76	53.2	16	17	8	41	12.3	65.5	77.05882353
5	HARSHVARDHAN SHARMA	21	48	69	48.3	18	17	9	44	13.2	61.5	72.35294118
6	MOHD MUZAMMIL RAJPUT	28	48	76	53.2	18	19	9	46	13.8	67	78.82352941
7	MOHD SUHAIL	27	43	70	49	17	18	8	43	12.9	61.9	72.82352941
8	NAVNEESH BHARDWAJ	34	48	82	57.4	19	19	9	47	14.1	71.5	84.11764706
9	NIKHIL	20	46	66	46.2	18	17	8	43	12.9	59.1	69.52941176
10	RAIS MOHAMMAD	29	47	76	53.2	18	17	8	43	12.9	66.1	77.76470588
11	SACHIN KUMAR	26	48	74	51.8	19	18	8	45	13.5	65.3	76.82352941
12	SHAMBHAVI TAYAL	26	48	74	51.8	18	19	9	46	13.8	65.6	77.17647059
13	SHIVAM VERMA	27	47	74	51.8	17	17	8	42	12.6	64.4	75.76470588
14	VASUNDHRA	33	48	81	56.7	18	19	9	46	13.8	70.5	82.94117647
15	VIBHOR KUMAR	25	48	73	51.1	19	19	9	47	14.1	65.2	76.70588235



Vishal

SHRI RAM COLLEGE, MUZAFFARNAGAR
Department Journalism & Mass Communication

Session: 2019-20

Name of Programme.....MJMC- II Sem.....

Name of Course/ Subject - Electronic Media-I(Radio)
Assessment of Students

S.NO	Student Name	External Marks (A)	Internal Marks (B) Class Test/ Unit Test Sessional Test	Total Direct Assessment (A+B)=C 100	70 % of C =(D) 70	Indirect Assessment			Total of Indirect Assessment (E) 50	30 % of E = (F) 15	Total Assessment (D+F)=G 85	Percentage of Marks out of 85 G*100/85
						Assignment 20	Attendance 20	Behaviour / Attitude 10				
1	AKHILESH VERMA	25	48	73	51.1	19	19	9	47	14.1	65.2	76.70588235
2	ANJALI UTTREJA	42	48	90	63	18	19	9	46	13.8	76.8	90.35294118
3	AYUSHI AGGARWAL	40	48	88	61.6	19	19	9	47	14.1	75.7	89.05882353
4	CHINU BALIYAN	28	48	76	53.2	16	17	8	41	12.3	65.5	77.05882353
5	HARSHVARDHAN SHARMA	21	48	69	48.3	18	17	9	44	13.2	61.5	72.35294118
6	MOHD MUZAMMIL RAJPUT	28	48	76	53.2	18	19	9	46	13.8	67	78.82352941
7	MOHD SUHAIL	27	43	70	49	17	18	8	43	12.9	61.9	72.82352941
8	NAVNEESH BHARDWAJ	34	48	82	57.4	19	19	9	47	14.1	71.5	84.11764706
9	NIKHIL	20	46	66	46.2	18	17	8	43	12.9	59.1	69.52941176
10	RAIS MOHAMMAD	29	47	76	53.2	18	17	8	43	12.9	66.1	77.76470588
11	SACHIN KUMAR	26	48	74	51.8	19	18	8	45	13.5	65.3	76.82352941
12	SHAMBHAVI TAYAL	26	48	74	51.8	18	19	9	46	13.8	65.6	77.17647059
13	SHIVAM VERMA	27	47	74	51.8	17	17	8	42	12.6	64.4	75.76470588
14	VASUNDHRA	33	48	81	56.7	18	19	9	46	13.8	70.5	82.94117647
15	VIBHOR KUMAR	25	48	73	51.1	19	19	9	47	14.1	65.2	76.70588235



Handwritten signature

SHRI RAM COLLEGE, MUZAFFARNAGAR
Department Journalism & Mass Communication

Session: 2019-20

Name of Programme.....MJMC- II Sem.....

Name of Course/ Subject - IT and Computer Application in Mass Media
Assessment of Students

S.NO	Student Name	External Marks (A)	Internal Marks (B) Class Test/ Unit Test Sessional Test	Total Direct Assessment (A+B)=C 100	70 % of C =(D) 70	Indirect Assessment			Total of Indirect Assessment (E) 50	30 % of E = (F) 15	Total Assessment (D+F)=G 85	Percentage of Marks out of 85 G*100/85
						Assignment 20	Attendance 20	Behaviour / Attitude 10				
1	AKHILESH VERMA	25	48	73	51.1	19	19	9	47	14.1	65.2	76.70588235
2	ANJALI UTTREJA	42	48	90	63	18	19	9	46	13.8	76.8	90.35294118
3	AYUSHI AGGARWAL	40	48	88	61.6	19	19	9	47	14.1	75.7	89.05882353
4	CHINU BALIYAN	28	48	76	53.2	16	17	8	41	12.3	65.5	77.05882353
5	HARSHVARDHAN SHARMA	21	48	69	48.3	18	17	8	43	12.9	61.2	72
6	MOHD MUZAMMIL RAJPUT	28	48	76	53.2	18	19	9	46	13.8	67	78.82352941
7	MOHD SUHAIL	27	43	70	49	17	18	8	43	12.9	61.9	72.82352941
8	NAVNEESH BHARDWAJ	34	48	82	57.4	19	19	9	47	14.1	71.5	84.11764706
9	NIKHIL	20	46	66	46.2	19	17	8	44	13.2	59.4	69.88235294
10	RAIS MOHAMMAD	29	47	76	53.2	18	17	8	43	12.9	66.1	77.76470588
11	SACHIN KUMAR	26	48	74	51.8	19	18	9	46	13.8	65.6	77.17647059
12	SHAMBHAVI TAYAL	26	48	74	51.8	18	19	9	46	13.8	65.6	77.17647059
13	SHIVAM VERMA	27	47	74	51.8	17	17	8	42	12.6	64.4	75.76470588
14	VASUNDHRA	33	48	81	56.7	18	19	9	46	13.8	70.5	82.94117647
15	VIBHOR KUMAR	25	48	73	51.1	19	19	9	47	14.1	65.2	76.70588235



Mary

SHRI RAM COLLEGE, MUZAFFARNAGAR
Department Journalism & Mass Communication
Name of Course/ Subject - Print Media (Editing & Layout)
Assessment of Students

Session: 2020-21

Name of Programme.....MJMC- III Sem.....

S.NO	Student Name	External Marks (A)	Internal Marks (B) Class Test/ Unit Test Sessional Test	Total Direct Assessment (A+B)=C 100	70 % of C =(D) 70	Indirect Assessment			Total of Indirect Assessment (E) 50	30 % of E = (F) 15	Total Assessment (D+F)=G 85	Percentage of Marks out of 85 G*100/85
						Assignment 20	Attendance 20	Behaviour / Attitude 10				
1	AKHILESH VERMA	25	47	72	50.4	19	19	9	47	14.1	64.5	75.88235294
2	ANJALI UTTREJA	0	46	46	32.2	18	19	9	46	13.8	46	54.11764706
3	AYUSHI AGGARWAL	42	48	90	63	19	19	9	47	14.1	77.1	90.70588235
4	CHINU BALIYAN	0	47	47	32.9	16	17	8	41	12.3	45.2	53.17647059
5	HARSHVARDHAN SHARMA	21	45	66	46.2	18	17	9	44	13.2	59.4	69.88235294
6	MOHD MUZAMMIL RAJPUT	31	47	78	54.6	18	19	9	46	13.8	68.4	80.47058824
7	MOHD SUHAIL	31	46	77	53.9	17	18	8	43	12.9	66.8	78.58823529
8	NAVNEESH BHARDWAJ	38	48	86	60.2	19	19	9	47	14.1	74.3	87.41176471
9	RAIS MOHAMMAD	34	47	81	56.7	18	17	8	43	12.9	69.6	81.88235294
10	SACHIN KUMAR	28	48	76	53.2	19	18	8	45	13.5	66.7	78.47058824
11	SHAMBHAVI TAYAL	19	47	66	46.2	18	19	9	46	13.8	60	70.58823529
12	VASUNDHRA	31	41	72	50.4	18	19	9	46	13.8	64.2	75.52941176
13	VIBHOR KUMAR	25	48	73	51.1	19	19	9	47	14.1	65.2	76.70588235



Yes

SHRI RAM COLLEGE, MUZAFFARNAGAR
Department Journalism & Mass Communication

Session: 2020-21

Name of Programme.....MJMC- IIIrd Sem.....

Name of Course/ Subject - Electronic Media-II(TV)
Assessment of Students

S.NO	Student Name	External Marks (A)	Internal Marks (B) Class Test/ Unit Test Sessional Test	Total Direct Assessment (A+B)=C 100	70 % of C =(D) 70	Indirect Assessment			Total of Indirect Assessment (E) 50	30 % of E =(F) 15	Total Assessment (D+F)=G 85	Percentage of Marks out of 85 G*100/85
						Assignment 20	Attendance 20	Behaviour / Attitude 10				
1	AKHILESH VERMA	26	47	73	51.1	19	19	9	47	14.1	65.2	76.70588235
2	ANJALI UTTREJA	39	45	84	58.8	18	19	9	46	13.8	72.6	85.41176471
3	AYUSHI AGGARWAL	42	47	89	62.3	19	19	9	47	14.1	76.4	89.88235294
4	CHINU BALIYAN	0	46	46	32.2	16	17	8	41	12.3	44.5	52.35294118
5	HARSHVARDHAN SHARMA	21	46	67	46.9	18	17	9	44	13.2	60.1	70.70588235
6	MOHD MUZAMMIL RAJPUT	28	47	75	52.5	18	19	9	46	13.8	66.3	78
7	MOHD SUHAIL	31	46	77	53.9	17	18	8	43	12.9	66.8	78.58823529
8	NAVNEESH BHARDWAJ	29	48	77	53.9	19	19	9	47	14.1	68	80
9	RAIS MOHAMMAD	31	47	78	54.6	18	17	8	43	12.9	67.5	79.41176471
10	SACHIN KUMAR	29	47	76	53.2	18	17	8	43	12.9	66.1	77.76470588
11	SHAMBHAVI TAYAL	20	48	68	47.6	19	18	8	45	13.5	61.1	71.88235294
12	VASUNDHRA	27	40	67	46.9	18	19	9	46	13.8	60.7	71.41176471
13	VIBHOR KUMAR	24	48	72	50.4	17	17	8	42	12.6	63	74.11764706



[Handwritten signature]

SHRI RAM COLLEGE, MUZAFFARNAGAR
 Department Journalism & Mass Communication
 Name of Course/ Subject - Advertising and Public Relations
 Assessment of Students

Session: 2020-21

Name of Programme.....MJMC- IIIrd Sem.....

S.NO	Student Name	External Marks (A)	Internal Marks (B) Class Test/ Unit Test Sessional Test	Total Direct Assessment (A+B)=C 100	70 % of C =(D) 70	Indirect Assessment			Total of Indirect Assessment (E) 50	30 % of E = (F) 15	Total Assessment (D+F)=G 85	Percentage of Marks out of 85 G*100/85
						Assignment 20	Attendance 20	Behaviour / Attitude 10				
1	AKHILESH VERMA	37	47	84	58.8	19	19	9	47	14.1	72.9	85.76470588
2	ANJALI UTTREJA	0	47	47	32.9	18	19	9	46	13.8	46.7	54.94117647
3	AYUSHI AGGARWAL	45	48	93	65.1	19	19	9	47	14.1	79.2	93.17647059
4	CHINU BALIYAN	27	45	72	50.4	16	17	8	41	12.3	62.7	73.76470588
5	HARSHVARDHAN SHARMA	26	45	71	49.7	18	17	9	44	13.2	62.9	74
6	MOHD MUZAMMIL RAJPUT	29	48	77	53.9	18	19	9	46	13.8	67.7	79.64705882
7	MOHD SUHAIL	36	41	77	53.9	17	18	8	43	12.9	66.8	78.58823529
8	NAVNEESH BHARDWAJ	37	47	84	58.8	19	19	9	47	14.1	72.9	85.76470588
9	RAIS MOHAMMAD	32	47	79	55.3	18	17	8	43	12.9	68.2	80.23529412
10	SACHIN KUMAR	31	47	78	54.6	18	17	8	43	12.9	67.5	79.41176471
11	SHAMBHAVI TAYAL	29	47	76	53.2	19	18	8	45	13.5	66.7	78.47058824
12	VASUNDHRA	34	40	74	51.8	18	19	9	46	13.8	65.6	77.17647059
13	VIBHOR KUMAR	32	47	79	55.3	17	17	8	42	12.6	67.9	79.88235294



Vijay

SHRI RAM COLLEGE, MUZAFFARNAGAR
Department Journalism & Mass Communication

Session: 2020-21

Name of Programme.....MJMC- Illrd Sem.....

Name of Course/ Subject - Online Journalism
Assessment of Students

S.NO	Student Name	External Marks (A)	Internal Marks (B) Class Test/ Unit Test Sessional Test	Total Direct Assessment (A+B)=C 100	70 % of C =(D) 70	Indirect Assessment			Total of Indirect Assessment (E) 50	30 % of E = (F) 15	Total Assessment (D+F)=G 85	Percentage of Marks out of 85 G*100/85
						Assignment 20	Attendance 20	Behaviour / Attitude 10				
1	AKHILESH VERMA	31	48	79	55.3	19	19	9	47	14.1	69.4	81.64705882
2	ANJALI UTTREJA	0	46	46	32.2	18	19	9	46	13.8	46	54.11764706
3	AYUSHI AGGARWAL	39	48	87	60.9	19	19	9	47	14.1	75	88.23529412
4	CHINU BALIYAN	28	46	74	51.8	16	17	8	41	12.3	64.1	75.41176471
5	HARSHVARDHAN SHARMA	21	46	67	46.9	18	17	8	43	12.9	59.8	70.35294118
6	MOHD MUZAMMIL RAJPUT	28	47	75	52.5	18	19	9	46	13.8	66.3	78
7	MOHD SUHAIL	31	40	71	49.7	17	18	8	43	12.9	62.6	73.64705882
8	NAVNEESH BHARDWAJ	28	48	76	53.2	19	19	9	47	14.1	67.3	79.17647059
9	RAIS MOHAMMAD	31	48	79	55.3	19	17	8	44	13.2	68.5	80.58823529
10	SACHIN KUMAR	28	47	75	52.5	18	17	8	43	12.9	65.4	76.94117647
11	SHAMBHAVI TAYAL	30	47	77	53.9	19	18	9	46	13.8	67.7	79.64705882
12	VASUNDHRA	28	41	69	48.3	18	19	9	46	13.8	62.1	73.05882353
13	VIBHOR KUMAR	31	48	79	55.3	17	17	8	42	12.6	67.9	79.88235294



Signature

SHRI RAM COLLEGE, MUZAFFARNAGAR
Department Journalism & Mass Communication

Session: 2020-21

Name of Programme.....MJMC- IV Sem.....

Name of Course/ Subject - Communication Research
Assessment of Students

S.NO	Student Name	External Marks (A)	Internal Marks (B) Class Test/ Unit Test Sessional Test	Total Direct Assessment (A+B)=C 100	70 % of C =(D) 70	Indirect Assessment			Total of Indirect Assessment (E) 50	30 % of E = (F) 15	Total Assessment (D+F)=G 85	Percentage of Marks out of 85 G*100/85
						Assignment 20	Attendance 20	Behaviour / Attitude 10				
1	AKHILESH VERMA	38	48	86	60.2	19	19	9	47	14.1	74.3	87.41176471
2	ANJALI UTTREJA	19	45	64	44.8	18	19	9	46	13.8	58.6	68.94117647
3	AYUSHI AGGARWAL	39	48	87	60.9	19	19	9	47	14.1	75	88.23529412
4	CHINU BALIYAN	20	47	67	46.9	16	17	8	41	12.3	59.2	69.64705882
5	HARSHVARDHAN SHARMA	16	47	63	44.1	18	17	9	44	13.2	57.3	67.41176471
6	MOHD MUZAMMIL RAJPUT	31	48	79	55.3	18	19	9	46	13.8	69.1	81.29411765
7	MOHD SUHAIL	32	45	77	53.9	17	18	8	43	12.9	66.8	78.58823529
8	NAVNEESH BHARDWAJ	35	48	83	58.1	19	19	9	47	14.1	72.2	84.94117647
9	RAIS MOHAMMAD	21	46	67	46.9	18	17	8	43	12.9	59.8	70.35294118
10	SACHIN KUMAR	29	47	76	53.2	18	17	8	45	13.5	66.1	77.76470588
11	SHAMBHAVI TAYAL	16	45	61	42.7	19	18	8	46	13.8	61.4	72.23529412
12	VASUNDHRA	23	45	68	47.6	18	19	9	46	13.8	61.4	72.23529412
13	VIBHOR KUMAR	20	48	68	47.6	17	17	8	42	12.6	60.2	70.82352941



Signature
Supt



SHRI RAM COLLEGE MUZAFFARNAGAR, (UP)

Dear Employer,

Shri Ram College is pleased to inform you that few of our students are working with your organisation and wants to know the applicability of the syllabi (part of curriculum) to the skills required for the work of your employee.

Please give your valuable opinion on a three point scale so as to find out the attainment of concerned program outcomes on the following points.

Employer's survey form for program outcomes

S.No	Parameter of Program Outcome	Grade as per your observations 1 or 2 or 3
PO 1	Critical Thinking	2
PO 2	Effective Communication	3
PO 3	Social Interaction	3
PO 4	Effective Citizenship	3
PO 5	Ethics and Behaviour	2
PO 6	Environment and Sustainability	3
PO 7	Self-directed and Life-long Learning	3

Name of employer: *Dr. Ravi Gantam*

Address: *Brahampuri, Muzaffarnagar*

Contact No.: *9368917974*

Program/ Course passed from SRC by employee:

Grade weightage :
1- Poor Correlation

2- Average Correlation

3- Strong Correlation





SHRI RAM COLLEGE MUZAFFARNAGAR, (UP)

Dear Employer,

Shri Ram College is pleased to inform you that few of our students are working with your organisation and wants to know the applicability of the syllabi (part of curriculum) to the skills required for the work of your employee.

Please give your valuable opinion on a three point scale so as to find out the attainment of concerned program outcomes on the following points.

Employer's survey form for program outcomes

S.No	Parameter of Program Outcome	Grade as per your observations 1 or 2 or 3
PO 1	Critical Thinking	2
PO 2	Effective Communication	3
PO 3	Social Interaction	3
PO 4	Effective Citizenship	3
PO 5	Ethics and Behaviour	2
PO 6	Environment and Sustainability	3
PO 7	Self-directed and Life-long Learning	3

Name of employer: *Vaishali*

Address: *95, Khari Kuan, Purani Tehsil Kotwali, Meerut*

Contact No.: *9690458402*

Program/ Course passed from SRC by employee:

Grade weightage :

1- Poor Correlation

2- Average Correlation

Strong Correlation





SHRI RAM COLLEGE MUZAFFARNAGAR, (UP)

Dear Employer,

Shri Ram College is pleased to inform you that few of our students are working with your organisation and wants to know the applicability of the syllabi (part of curriculum) to the skills required for the work of your employee.

Please give your valuable opinion on a three point scale so as to find out the attainment of concerned program outcomes on the following points.

Employer's survey form for program outcomes

S.No	Parameter of Program Outcome	Grade as per your observations 1 or 2 or 3
PO 1	Critical Thinking	2
PO 2	Effective Communication	3
PO 3	Social Interaction	3
PO 4	Effective Citizenship	3
PO 5	Ethics and Behaviour	2
PO 6	Environment and Sustainability	3
PO 7	Self-directed and Life-long Learning	3

Name of employer: *Ashwani Berman*

Address: *Raidayuni, Muzaaffarnagar*

Contact No.: *9761013892*

Program/ Course passed from SRC by employee: *MJMC*

Grade weightage :
1- Poor Correlation

2- Average Correlation

3- Strong Correlation





SHRI RAM COLLEGE MUZAFFARNAGAR, (UP)

Dear Employer,

Shri Ram College is pleased to inform you that few of our students are working with your organisation and wants to know the applicability of the syllabi (part of curriculum) to the skills required for the work of your employee.

Please give your valuable opinion on a three point scale so as to find out the attainment of concerned program outcomes on the following points.

Employer's survey form for program outcomes

S.No	Parameter of Program Outcome	Grade as per your observations 1 or 2 or 3
PO 1	Critical Thinking	2
PO 2	Effective Communication	3
PO 3	Social Interaction	3
PO 4	Effective Citizenship	3
PO 5	Ethics and Behaviour	3
PO 6	Environment and Sustainability	3
PO 7	Self-directed and Life-long Learning	3

Name of employer: *Shirani Gupta*
Address: *Sugar Mill, Deoband, Saharanpur*
Contact No.: *8923704319*
Program/ Course passed from SRC by employee: *MJMC*

Grade weightage :
1- Poor Correlation

2- Average Correlation

3- Strong Correlation





SHRI RAM COLLEGE MUZAFFARNAGAR, (UP)

Dear Employer,

Shri Ram College is pleased to inform you that few of our students are working with your organisation and wants to know the applicability of the syllabi (part of curriculum) to the skills required for the work of your employee.

Please give your valuable opinion on a three point scale so as to find out the attainment of concerned program outcomes on the following points.

Employer's survey form for program outcomes

S.No	Parameter of Program Outcome	Grade as per your observations 1 or 2 or 3
PO 1	Critical Thinking	2
PO 2	Effective Communication	3
PO 3	Social Interaction	3
PO 4	Effective Citizenship	3
PO 5	Ethics and Behaviour	2
PO 6	Environment and Sustainability	3
PO 7	Self-directed and Life-long Learning	3

Name of employer: *Shri Kumar*
Address: *Almaspuz, Muzaffarnagar*
Contact No.: *8265818837*
Program/ Course passed from SRC by employee: *MJME*

Grade weightage :
1- Poor Correlation

2- Average Correlation Strong Correlation





SHRI RAM COLLEGE MUZAFFARNAGAR, (UP)

Dear Employer,

Shri Ram College is pleased to inform you that few of our students are working with your organisation and wants to know the applicability of the syllabi (part of curriculum) to the skills required for the work of your employee.

Please give your valuable opinion on a three point scale so as to find out the attainment of concerned program outcomes on the following points.

Employer's survey form for program outcomes

S.No	Parameter of Program Outcome	Grade as per your observations 1 or 2 or 3
PO 1	Critical Thinking	2
PO 2	Effective Communication	3
PO 3	Social Interaction	3
PO 4	Effective Citizenship	3
PO 5	Ethics and Behaviour	2
PO 6	Environment and Sustainability	3
PO 7	Self-directed and Life-long Learning	3

Name of employer: Vijay Singh

Address: Roni Hazipur, Muzaaffarnagar

Contact No.: 9837361259

Program/ Course passed from SRC by employee: MJMC

Grade weightage :

1- Poor Correlation

2- Average Correlation

3- Strong Correlation





SHRI RAM COLLEGE MUZAFFARNAGAR, (UP)

Dear Employer,

Shri Ram College is pleased to inform you that few of our students are working with your organisation and wants to know the applicability of the syllabi (part of curriculum) to the skills required for the work of your employee.

Please give your valuable opinion on a three point scale so as to find out the attainment of concerned program outcomes on the following points.

Employer's survey form for program outcomes

S.No	Parameter of Program Outcome	Grade as per your observations 1 or 2 or 3
PO 1	Critical Thinking	2
PO 2	Effective Communication	3
PO 3	Social Interaction	3
PO 4	Effective Citizenship	3
PO 5	Ethics and Behaviour	2
PO 6	Environment and Sustainability	3
PO 7	Self-directed and Life-long Learning	3

Name of employer: Yogiraj

Address: 116, Banjara, Sikanderpur

Contact No.: 8057317633

Program/ Course passed from SRC by employee: MJMC

Grade weightage :
1- Poor Correlation

2- Average Correlation

3- Strong Correlation





SHRI RAM COLLEGE MUZAFFARNAGAR, (UP)

Dear Employer,

Shri Ram College is pleased to inform you that few of our students are working with your organisation and wants to know the applicability of the syllabi (part of curriculum) to the skills required for the work of your employee.

Please give your valuable opinion on a three point scale so as to find out the attainment of concerned program outcomes on the following points.

Employer's survey form for program outcomes

S.No	Parameter of Program Outcome	Grade as per your observations 1 or 2 or 3
PO 1	Critical Thinking	3
PO 2	Effective Communication	3
PO 3	Social Interaction	3
PO 4	Effective Citizenship	3
PO 5	Ethics and Behaviour	2
PO 6	Environment and Sustainability	3
PO 7	Self-directed and Life-long Learning	3

Name of employer: *Sheetal Indriya*

Address: *Sahasranpur*

Contact No.: *8218081189*

Program/ Course passed from SRC by employee: *MJMC*

Grade weightage :
1- Poor Correlation

2- Average Correlation

3- Strong Correlation





SHRI RAM COLLEGE MUZAFFARNAGAR, (UP)

Dear Employer,

Shri Ram College is pleased to inform you that few of our students are working with your organisation and wants to know the applicability of the syllabi (part of curriculum) to the skills required for the work of your employee.

Please give your valuable opinion on a three point scale so as to find out the attainment of concerned program outcomes on the following points.

Employer's survey form for program outcomes

S.No	Parameter of Program Outcome	Grade as per your observations 1 or 2 or 3
PO 1	Critical Thinking	1
PO 2	Effective Communication	3
PO 3	Social Interaction	3
PO 4	Effective Citizenship	3
PO 5	Ethics and Behaviour	2
PO 6	Environment and Sustainability	3
PO 7	Self-directed and Life-long Learning	3

Name of employer: *Triya*

Address: *Mansoorpur, Muzaffarnagar*

Contact No.: *8882668983*

Program/ Course passed from SRC by employee: *MJMC*

Grade weightage :

1- Poor Correlation 2- Average Correlation

3- Strong Correlation





SHRI RAM COLLEGE MUZAFFARNAGAR, (UP)

Dear Employer,

Shri Ram College is pleased to inform you that few of our students are working with your organisation and wants to know the applicability of the syllabi (part of curriculum) to the skills required for the work of your employee.

Please give your valuable opinion on a three point scale so as to find out the attainment of concerned program outcomes on the following points.

Employer's survey form for program outcomes

S.No	Parameter of Program Outcome	Grade as per your observations 1 or 2 or 3
PO 1	Critical Thinking	2
PO 2	Effective Communication	3
PO 3	Social Interaction	3
PO 4	Effective Citizenship	3
PO 5	Ethics and Behaviour	2
PO 6	Environment and Sustainability	3
PO 7	Self-directed and Life-long Learning	3

Name of employer: *Pooja Kabra.*
Address: *Deoband, Saharanpur*
Contact No.: *8 28785 4532*
Program/ Course passed from SRC by employee: *MJMC*

Grade weightage :
1- Poor Correlation

2- Average Correlation

3- Strong Correlation





SHRI RAM COLLEGE MUZAFFARNAGAR, (UP)

Dear Alumnus,

We are pleased to know about your success and would like to hear about the applicability of course and program syllabi (part of curriculum) to the skills required for work of yours. We would also like to know your opinion about your learning during your student life at our campus, please rate the following whether they have been beneficial for your professional life as an employee or as entrepreneur.

Please give your valuable opinion on a three point scale so as to find out the attainment of concerned program outcomes on the following points.

Alumni's survey form for program outcomes

S.No	Parameter of Program Outcome	Grade as per your observations 1 or 2 or 3
PO 1	Critical Thinking	2
PO 2	Effective Communication	3
PO 3	Social Interaction	3
PO 4	Effective Citizenship	3
PO 5	Ethics and Behaviour	3
PO 6	Environment and Sustainability	2
PO 7	Self-directed and Life-long Learning	3

Name of Alumnus: *Gaurav Balyan*

Program/ Course passed from SRC: *BTMC*

Contact No.: *8077916303*

Grade weightage :

1- Poor Correlation

Average Correlation

3- Strong Correlation





SHRI RAM COLLEGE MUZAFFARNAGAR, (UP)

Dear Alumnus,

We are pleased to know about your success and would like to hear about the applicability of course and program syllabi (part of curriculum) to the skills required for work of yours. We would also like to know your opinion about your learning during your student life at our campus, please rate the following whether they have been beneficial for your professional life as an employee or as entrepreneur.

Please give your valuable opinion on a three point scale so as to find out the attainment of concerned program outcomes on the following points.

Alumni's survey form for program outcomes

S.No	Parameter of Program Outcome	Grade as per your observations 1 or 2 or 3
PO 1	Critical Thinking	2
PO 2	Effective Communication	3
PO 3	Social Interaction	3
PO 4	Effective Citizenship	3
PO 5	Ethics and Behaviour	3
PO 6	Environment and Sustainability	3
PO 7	Self-directed and Life-long Learning	2

Name of Alumnus: *Akshay Sharma*
Program/ Course passed from SRC: *BTMC*
Contact No.: *964322 0451*

Grade weightage :
1- Poor Correlation

2- Average Correlation

3- Strong Correlation





SHRI RAM COLLEGE MUZAFFARNAGAR, (UP)

Dear Alumnus,

We are pleased to know about your success and would like to hear about the applicability of course and program syllabi (part of curriculum) to the skills required for work of yours. We would also like to know your opinion about your learning during your student life at our campus, please rate the following whether they have been beneficial for your professional life as an employee or as entrepreneur.

Please give your valuable opinion on a three point scale so as to find out the attainment of concerned program outcomes on the following points.

Alumni's survey form for program outcomes

S.No	Parameter of Program Outcome	Grade as per your observations 1 or 2 or 3
PO 1	Critical Thinking	2
PO 2	Effective Communication	3
PO 3	Social Interaction	3
PO 4	Effective Citizenship	3
PO 5	Ethics and Behaviour	2
PO 6	Environment and Sustainability	2
PO 7	Self-directed and Life-long Learning	3

Name of Alumnus: *Hitesh Tyagi*

Program/ Course passed from SRC: *B.TMC*

Contact No.: *9568801289*

Grade weightage :
1- Poor Correlation

2- Average Correlation

3- Strong Correlation





SHRI RAM COLLEGE MUZAFFARNAGAR, (UP)

Dear Alumnus,

We are pleased to know about your success and would like to hear about the applicability of course and program syllabi (part of curriculum) to the skills required for work of yours. We would also like to know your opinion about your learning during your student life at our campus, please rate the following whether they have been beneficial for your professional life as an employee or as entrepreneur.

Please give your valuable opinion on a three point scale so as to find out the attainment of concerned program outcomes on the following points.

Alumni's survey form for program outcomes

S.No	Parameter of Program Outcome	Grade as per your observations 1 or 2 or 3
PO 1	Critical Thinking	2
PO 2	Effective Communication	2
PO 3	Social Interaction	2
PO 4	Effective Citizenship	2
PO 5	Ethics and Behaviour	2
PO 6	Environment and Sustainability	2
PO 7	Self-directed and Life-long Learning	3

Name of Alumnus: Dibankar Verma

Program/ Course passed from SRC: B.TMC

Contact No.: 9818021564

Grade weightage :

1- Poor Correlation

2- Average Correlation

3- Strong Correlation





SHRI RAM COLLEGE MUZAFFARNAGAR, (UP)

Dear Alumnus,

We are pleased to know about your success and would like to hear about the applicability of course and program syllabi (part of curriculum) to the skills required for work of yours. We would also like to know your opinion about your learning during your student life at our campus, please rate the following whether they have been beneficial for your professional life as an employee or as entrepreneur.

Please give your valuable opinion on a three point scale so as to find out the attainment of concerned program outcomes on the following points.

Alumni's survey form for program outcomes

S.No	Parameter of Program Outcome	Grade as per your observations 1 or 2 or 3
PO 1	Critical Thinking	2
PO 2	Effective Communication	3
PO 3	Social Interaction	3
PO 4	Effective Citizenship	3
PO 5	Ethics and Behaviour	2
PO 6	Environment and Sustainability	2
PO 7	Self-directed and Life-long Learning	3

Name of Alumnus: *Saurabh Tyagi*

Program/ Course passed from SRC: *BTMC*

Contact No.: *9627200571*

Grade weightage :
1- Poor Correlation

2- Average Correlation

3- Strong Correlation





SHRI RAM COLLEGE MUZAFFARNAGAR, (UP)

Dear Alumnus,

We are pleased to know about your success and would like to hear about the applicability of course and program syllabi (part of curriculum) to the skills required for work of yours. We would also like to know your opinion about your learning during your student life at our campus, please rate the following whether they have been beneficial for your professional life as an employee or as entrepreneur.

Please give your valuable opinion on a three point scale so as to find out the attainment of concerned program outcomes on the following points.

Alumni's survey form for program outcomes

S.No	Parameter of Program Outcome	Grade as per your observations 1 or 2 or 3
PO 1	Critical Thinking	2
PO 2	Effective Communication	3
PO 3	Social Interaction	3
PO 4	Effective Citizenship	3
PO 5	Ethics and Behaviour	3
PO 6	Environment and Sustainability	2
PO 7	Self-directed and Life-long Learning	2

Name of Alumnus: *Lavi choudhary*
Program/ Course passed from SRC: *B.TMC*
Contact No.: *8800296583*

Grade weightage :
1- Poor Correlation

2- Average Correlation

3- Strong Correlation





SHRI RAM COLLEGE MUZAFFARNAGAR, (UP)

Dear Alumnus,

We are pleased to know about your success and would like to hear about the applicability of course and program syllabi (part of curriculum) to the skills required for work of yours. We would also like to know your opinion about your learning during your student life at our campus, please rate the following whether they have been beneficial for your professional life as an employee or as entrepreneur.

Please give your valuable opinion on a three point scale so as to find out the attainment of concerned program outcomes on the following points.

Alumni's survey form for program outcomes

S.No	Parameter of Program Outcome	Grade as per your observations 1 or 2 or 3
PO 1	Critical Thinking	2
PO 2	Effective Communication	3
PO 3	Social Interaction	3
PO 4	Effective Citizenship	3
PO 5	Ethics and Behaviour	3
PO 6	Environment and Sustainability	3
PO 7	Self-directed and Life-long Learning	3

Name of Alumnus: Ch. Nitin Rohel.
Program/ Course passed from SRC: B.TMC
Contact No.: 8126175823

Grade weightage :
1- Poor Correlation

2- Average Correlation

3- Strong Correlation





SHRI RAM COLLEGE MUZAFFARNAGAR, (UP)

Dear Alumnus,

We are pleased to know about your success and would like to hear about the applicability of course and program syllabi (part of curriculum) to the skills required for work of yours. We would also like to know your opinion about your learning during you student life at our campus, please rate the following whether they have been beneficial for your professional life as an employee or as entrepreneur.

Please give your valuable opinion on a three point scale so as to find out the attainment of concerned program outcomes on the following points.

Alumni's survey form for program outcomes

S.No	Parameter of Program Outcome	Grade as per your observations 1 or 2 or 3
PO 1	Critical Thinking	2
PO 2	Effective Communication	3
PO 3	Social Interaction	3
PO 4	Effective Citizenship	3
PO 5	Ethics and Behaviour	3
PO 6	Environment and Sustainability	2
PO 7	Self-directed and Life-long Learning	3

Name of Alumnus: Shalu

Program/ Course passed from SRC: BTMC

Contact No.: 8130503162

Grade weightage :

1- Poor Correlation 2- Average Correlation

3- Strong Correlation





SHRI RAM COLLEGE MUZAFFARNAGAR, (UP)

Dear Alumnus,

We are pleased to know about your success and would like to hear about the applicability of course and program syllabi (part of curriculum) to the skills required for work of yours. We would also like to know your opinion about your learning during your student life at our campus, please rate the following whether they have been beneficial for your professional life as an employee or as entrepreneur.

Please give your valuable opinion on a three point scale so as to find out the attainment of concerned program outcomes on the following points.

Alumni's survey form for program outcomes

S.No	Parameter of Program Outcome	Grade as per your observations 1 or 2 or 3
PO 1	Critical Thinking	2
PO 2	Effective Communication	3
PO 3	Social Interaction	3
PO 4	Effective Citizenship	2
PO 5	Ethics and Behaviour	3
PO 6	Environment and Sustainability	3
PO 7	Self-directed and Life-long Learning	3

Name of Alumnus: *Aryan Garg*

Program/ Course passed from SRC: *B.Tech*

Contact No.: *8755081938*

Grade weightage :
1- Poor Correlation

2- Average Correlation

3- Strong Correlation





SHRI RAM COLLEGE MUZAFFARNAGAR, (UP)

Dear Alumnus,

We are pleased to know about your success and would like to hear about the applicability of course and program syllabi (part of curriculum) to the skills required for work of yours. We would also like to know your opinion about your learning during your student life at our campus, please rate the following whether they have been beneficial for your professional life as an employee or as entrepreneur.

Please give your valuable opinion on a three point scale so as to find out the attainment of concerned program outcomes on the following points.

Alumni's survey form for program outcomes

S.No	Parameter of Program Outcome	Grade as per your observations 1 or 2 or 3
PO 1	Critical Thinking	2
PO 2	Effective Communication	3
PO 3	Social Interaction	3
PO 4	Effective Citizenship	3
PO 5	Ethics and Behaviour	3
PO 6	Environment and Sustainability	2
PO 7	Self-directed and Life-long Learning	3

Name of Alumnus: Bilal Ahmad.

Program/ Course passed from SRC: BTMC

Contact No.: 9528449381

Grade weightage :
1- Poor Correlation

2- Average Correlation

3- Strong Correlation





SHRI RAM COLLEGE MUZAFFARNAGAR, (UP)

Dear Alumnus,

We are pleased to know about your success and would like to hear about the applicability of course and program syllabi (part of curriculum) to the skills required for work of yours. We would also like to know your opinion about your learning during your student life at our campus, please rate the following whether they have been beneficial for your professional life as an employee or as entrepreneur.

Please give your valuable opinion on a three point scale so as to find out the attainment of concerned program outcomes on the following points.

Alumni's survey form for program outcomes

S.No	Parameter of Program Outcome	Grade as per your observations 1 or 2 or 3
PO 1	Critical Thinking	3
PO 2	Effective Communication	3
PO 3	Social Interaction	3
PO 4	Effective Citizenship	3
PO 5	Ethics and Behaviour	2
PO 6	Environment and Sustainability	3
PO 7	Self-directed and Life-long Learning	3

Name of Alumnus: Ravish Ahmad

Program/ Course passed from SRC: BJMC

Contact No.: 9548781212

Grade weightage :
1- Poor Correlation

2- Average Correlation

3- Strong Correlation

